



# POWER SHUTOFF









## The Power of Being Prepared

THE THREATS OF WILDFIRE AND EXTREME WEATHER IN CALIFORNIA ARE REAL. As a result, California's three largest energy companies, at the direction of the California Public Utilities Commission (CPUC), are coordinating to prepare all Californians for the threat of wildfires and power outages during times of extreme weather. To help protect customers and communities during extreme weather events, electric power may be shut off for public safety in an effort to prevent a wildfire. This is called a Public Safety Power Shutoff.

### SHUTTING OFF POWER FOR SAFETY

As a safety precaution, Pacific Gas and Electric (PG&E) will monitor local fire danger and extreme weather conditions across California and evaluate whether to turn off electric power. The decision and action to turn off power is made by each individual energy company and is based on a combination of factors.

Factors include, but are not limited to:

 High Winds (including Red Flag warnings)	 Low Humidity	 Fire Threat	 Dry Vegetation that could serve as fuel	 On-The-Ground Observations	 Public Safety Risk
---	---	--	--	---	---

### WHAT YOU CAN EXPECT


If a Public Safety Power Shutoff is needed due to extreme conditions, you can expect:

- Early Warning Notification – Your energy company will aim to send customer alerts before shutting off power.
- Ongoing Updates – PG&E will provide ongoing updates through social media, local news outlets and their website.
- Safety Inspections – After extreme weather has passed, PG&E will inspect the lines in affected areas before power is safely restored.
- Power Restoration – Power outages could last multiple days depending on the severity of the weather and other factors. It is important that you and your family have an emergency preparedness plan in place.

Cambria CSD Fire Department  
2850 Burton Drive  
Cambria, CA 93428  
(805)927-6240

## NOTIFICATIONS (when possible)

Extreme weather threats can change quickly. When and where possible, PG&E will provide customers with up to 48 hours advance notice prior to turning off the power. They will attempt to reach customers through calls, texts and emails using the contact information they have on file. To stay informed, check out:



Local News



PG&E.com



Radio Outlets

NORTH  
COAST  
EMERGENCY  
PREPAREDNESS

[www.247ncep.com](http://www.247ncep.com)

## ADDITIONAL PREPAREDNESS RESOURCES

PG&E Community Wildfire Safety Program - [Pge.com/wildfiresafety](http://Pge.com/wildfiresafety) - 1(866)743-6589 - [wildfiresafety@pge.com](mailto:wildfiresafety@pge.com)  
[www.slocity.org/fire](http://www.slocity.org/fire)

Disaster preparedness information from the U.S. Department of Homeland Security - [www.ready.gov](http://www.ready.gov)

CAL FIRE's wildfire preparedness website - [www.readyforwildfire.org](http://www.readyforwildfire.org)

Information on the CPUC's wildfire safety efforts - [www.cpuc.ca.gov/wildfiresinfo](http://www.cpuc.ca.gov/wildfiresinfo)

California Governor's Office of Emergency Services website - [www.caloes.ca.gov](http://www.caloes.ca.gov)

[www.ReadySLO.org](http://www.ReadySLO.org)

## WORKING WITH CALIFORNIANS TO PREPARE

While Public Safety Power Shutoff events are more likely to occur in high fire-risk areas, all Californians could be impacted by emergency events and need to be prepared with a plan. Customers should also update their contact information with their energy company so they can receive notifications. Below are specific steps you and your family can take to be ready, should there be an extended power outage that lasts multiple days.

# STAY SAFE.

# TAKE ACTION.

## CREATE YOUR EMERGENCY PLAN TODAY BY FOLLOWING THE TIPS LISTED BELOW

- Update your contact information with your local energy company.
- Identify backup charging methods for phones and keep hard copies of emergency numbers.
- Plan for any medical needs like medications that need to be refrigerated or devices that require power.
- Plan for the needs of pets and livestock.
- Build your 72 hour emergency kit with food, water, flashlights, fresh batteries, first aid supplies and cash.
- Designate an emergency meeting location.
- Know how to manually open your garage door.
- Ensure any backup generators are ready to safely operate.
- Identify the unique needs of your family and loved ones in the area for your emergency plan.

Additional information on creating an emergency plan is also available at [prepareforpowerdown.com](http://prepareforpowerdown.com).

## **Use this checklist to make power-backup plans**

This emergency power planning checklist is for people who use electricity and battery dependent assistive technology and medical devices such as:

- Breathing machines (respirators, ventilators)
- Power wheelchairs and scooters
- Oxygen, suction or home dialysis equipment

Some of this equipment is essential to your level of independence while other equipment is vital to keeping you alive! Use the checklist to make power-backup plans. Review and update this checklist every six months.

### Planning Basics

- Create a plan for alternative sources of power.
- Read equipment instructions and talk to equipment suppliers about your backup power options.
- Get advice from PG&E regarding types of backup power you plan to use.
- Regularly check backup or alternative power equipment to ensure it will function during an emergency.
- Teach many people to use your backup systems and operate your equipment.
- Keep a list of alternate power providers.

### Life-Support Device Users

- Contact your power and water companies about your needs for life-support devices (home dialysis, suction, breathing machines, etc.) in advance of a disaster.
- Let PG&E know that you are dependent on life-support devices.
- If you receive dialysis or other medical treatments, ask your provider for the plans in an emergency and where you should go for treatment if your site is not available after an emergency.

## Oxygen Users

- Check with your provider to determine if you can use a reduced flow rate in an emergency to extend the life of the system.
- Be aware of oxygen safety practices.
- Avoid areas where there are gas leaks or open flames.
- Post "Oxygen in Use" signs.
- Always use battery powered flashlights or lanterns rather than gas lights or candles when oxygen is in use (to reduce fire risk).
- Keep the shut-off switch for oxygen equipment near you so you can get to it quickly in case of an emergency.

## Generator Users

- Make sure use of a generator is appropriate and realistic.
- A 2,000-2,500-watt gas powered portable generator can power a refrigerator and several lamps.
- Operate generators in open areas to ensure good air circulation.
- Safely store fuel.

## Rechargeable Batteries

- Create a plan for how to recharge batteries when the electricity is out.
- Check with your vendor/supplier to find alternative ways to charge batteries.
- If you use a motorized wheelchair or scooter, if possible store a lightweight manual wheelchair for emergency use.
- Stored extra batteries require periodic charging even when they are unused. If your survival strategy depends on storing batteries, closely follow a recharging schedule.
- When you have a choice, choose equipment that uses batteries that are easily purchased from nearby stores.

## When Power is Restored

- Check to make sure the settings on your medical device have not changed. (Medical devices often reset to a default mode when power goes out)