



---

## CAMBRIA COMMUNITY SERVICES DISTRICT

---

**Thursday, May 26, 2016 - 12:30 PM**

1000 Main Street, Cambria, CA 93428

---

### AGENDA

This agenda is prepared and posted pursuant to Government Code Section 54954.2. By listing a topic on this agenda, the District's Board of Directors has expressed its intent to discuss and act on each item. In addition to any action identified in the summary description of each item, the action that may be taken by the Board of Directors shall include: a referral to staff with specific requests for information; continuance; specific direction to staff concerning the policy or mission of the item; discontinuance of consideration; authorization to enter into negotiations and execute agreements pertaining to the item; adoption or approval; and disapproval.

Copies of the staff reports or other documentation relating to each item of business referred to on the agenda are on file in the Office of the District Clerk, available for public inspection during District business hours. If requested, the agenda and supporting documents shall be made available in alternative formats to persons with a disability. The District Clerk will answer any questions regarding the agenda.

**1. OPENING**

- A. Call to Order**
- B. Pledge of Allegiance**
- C. Establishment of Quorum**

**2. SPECIAL REPORTS (Estimated time 5 Minutes per item)**

- A. Sheriff's Department Report**
- B. Cambria Community Services District Fire Department Report-Presented by William Hollingsworth**

**3. ACKNOWLEDGEMENTS AND PRESENTATIONS**

- A. Balance Public Relations Senator Dean Florez Ret., to Provide an Update of Activities**

**4. AGENDA REVIEW: ADDITIONS/DELETIONS AND PULLED CONSENT ITEMS**

**5. PUBLIC COMMENT (LIMITED TO 30 MINUTES)**

Members of the public may now address the Board on any item of interest within the jurisdiction of the Board but not on its agenda today. In compliance with the Brown Act, the Board cannot discuss or act on items not on the agenda. Each speaker has up to three minutes. Speaker slips (available at the entry) should be submitted to the District Clerk.

**6. MANAGER'S AND BOARD REPORTS (Estimated time 15 Minutes total)**

**A. Manager's Report**

**i. General Manager's Report**

**B. Ad Hoc Committee Reports and Other Related Board Member Reports (Committee Meetings and Board authorized meetings attended)**

**7. CONSENT AGENDA (Estimated time: 15 Minutes)**

All matters on the consent calendar are to be approved by one motion. If Directors wish to discuss a consent item other than simple clarifying questions, a request for removal may be made. Such items are pulled for separate discussion and action after the consent calendar as a whole is acted upon.

**A. Consideration to Approve the April 2016 Expenditure Report**

**B. Consideration to Approve the Minutes from Special Meetings held on February 12, 2016 and March 3, 2016 and April 8, 2016 and the Regular Meetings held on March 24, 2016 and April 28, 2016.**

**C. Consideration of Approval of Proposed 2016 CSDA Bylaws Updates.**

**D. Consideration of Resolution 23-2016 Requesting Consolidation of the CCSD 2016 Biennial Election with the November 8, 2016 Consolidated Presidential Election**

**8. HEARINGS AND APPEALS (Estimated time: 15 Minutes per item)**

**A. Consideration of Adoption of Resolution 19-2016 Confirming the Itemized Report of Water and Wastewater Standby or Availability Charges for Collection on the County Tax Rolls**

**9. REGULAR BUSINESS (Estimated time: 15 Minutes per item)**

**A. Discussion and Consideration of Adoption of Resolution 22-2016 Approving an Employment Agreement with William S. Hollingsworth**

**B. Discussion and Consideration of the Revised Preliminary Budget for Fiscal Year 2016-2017**

**10. PUBLIC COMMENT (CONTINUED)**

Members of the public who have not had the opportunity to speak on item 5 due to the limitation of time may now address the Board on any item of interest within the jurisdiction of the Board but not on its agenda today. In compliance with the Brown Act, the Board cannot discuss or act on items not on the agenda. Each speaker has up to three minutes. Speaker slips (available at the entry) should be submitted to the District Clerk.

**11. FUTURE AGENDA ITEM(S) (Estimated time: 15 Minutes)**

Requests from Board members to receive feedback, direct staff to prepare information, and/or request a formal agenda report be prepared and the item placed on a future agenda. No formal action can be taken except to direct staff to place a matter of business on a future agenda by majority vote.

**12. ADJOURN TO CLOSED SESSION (Estimated time 60 Minutes)**

**A. CONFERENCE WITH LABOR NEGOTIATORS Pursuant to Government Code Section 54957.6**

Agency Designated Representative: Assistant District Counsel David Hirsch

Unrepresented Employee: General Manager Jerry Gruber



# CAMBRIA COMMUNITY SERVICE DISTRICT: MONTHLY UPDATE

MAY 26, 2016

1. **Strategic advisory work on general permitting for both water and wastewater.**
  - ✓ Sustainable Water System: EIR planning time and sustainability positioning.
  - ✓ Wastewater: Future funding excluding district financing plan (Short term vs. Long term)
  - ✓ Bond funding issues: Release of Prop 1 funding criteria guidelines: fit for Cambria projects.
  
2. **Identifying grant funding opportunities for recycled water projects, specifically improvements to the wastewater treatment plant to meet RWQCB requirements relating to TMDL.**
  - ✓ Round 1 Implementation Grant Proposal Solicitation: Assignment of PM and discussion of placeholder for future funding opportunities.
  - ✓ Adoption Meeting: Proposition 1 Groundwater Grant Program Funding Guidelines--May 17, 2016: Discussions and action items for preparation for funding for Cambria as final regulations are approved. Proposed and adoption completed.
  - ✓ Feinstein legislation and placeholder for Cambria funding. Hearing in DC, participation and path forward. Report.
  
3. **Education and strategic communications around the Sustainable Water System Project.**
  - ✓ Coastal Commission: Planned meeting with CCC staff. Various issues. Board item.
  - ✓ Legislative members: FOLLOWUP with legislative members on efforts by Cambria water situation.
  
4. **Pertinent legislative information and relevant regulatory reports.**
  - ✓ Attached Bill List: Bill report on bills currently in play. Board handout.
  - ✓ State Water Board: New drought protocols. Discussion item.
  
5. **Governmental outreach, communication & external affairs.**
  - ✓ Jerry Gruber Sacramento Visit: : Successful trip. Will present along with GM Gruber during board meeting. Also discussion within Managers report.

CAMBRIA COMMUNITY SERVICES DISTRICT

TO: Board of Directors

AGENDA NO. **6.A.**

FROM: Jerry Gruber, General Manager

-----  
Meeting Date: May 26, 2016

Subject: MANAGER'S REPORT

---

I attended the following meetings on May 1-3 on behalf of the CCSD:

1. Senator Fran Pavley.
2. Dennis O'Connor – Senate Committee on Natural Resources and Water.
3. Felicia Marcus – Chair- State Water Resources Control Board.
4. Thomas Howard - Executive Director – State Water Resources Control Board.
5. Amanda Montgomery- Environmental Program Manager – State Water Resources Control Board.
6. John O'Hagan - Assistant Deputy Director – State Water Resources Control Board.

I would like to take this opportunity to welcome William Hollingsworth as the newly appointed Fire Chief for the Cambria Community Services District. During the last month I have had the opportunity to work closely with William and spend a great deal of time with him as part of his interview process, meeting and discussing his staffing and transition plan for the Fire Department and to review and discuss the draft budget for fiscal year 2016/2017. William has been professional and very well prepared for all of our meetings together. I look forward to working with William as our Fire Chief and as part of the Cambria Community Services Management Team.

A request for qualifications has been circulated to three individual firms who are FEMA qualified for the Local Hazard Mitigation Plan. I anticipate the selection process to be completed by the end of May for the firm who will be selected to draft the CCSD'S LHMP.

On April 8, 2016, the San Luis Obispo County Department of Planning and Building took final action relating to the Cambria Community Services District and the Friends of the Fiscalini Ranch Minor Use Permit /Coastal Development Permit relating to the continued removal of dead trees from the Fiscalini Ranch. Currently there are three designated projects of one acre each utilizing different techniques for tree removal on the Ranch during this summer.

Staff, in conjunction with PROS and the Ad-Hoc Committees and the BRP Citizens' Committee, continue to make progress on all three of the Goals adopted by the CCSD Board of Directors in January of 2016. I will take a moment to go into more detail on the progress that is being made as part of my General Manager's Report.

Staff has brought the second draft of the 2016/2017 fiscal year budget to the CCSD Board of Directors for review and discussion as part of today's Board Meeting. Staff is recommending a slight modification to the Wastewater portion of the budget that was presented to the Board as part of last month's agenda. This is due in part to valuable insight from our newly appointed Wastewater Supervisor. We are extremely fortunate to have such an experienced and knowledgeable individual heading up our Wastewater Department.

As of May 18, 2016, the CCSD has spent approximately \$217,000 on the Landwatch lawsuit.

The CCSD continues to be very fortunate with the ongoing efforts relating to recruiting and hiring top notch professionals to fill vacancies within all the Departments.

## **ADMINISTRATION:**

### Human Resources

#### **Administration:**

I would like to welcome Haley Dodson. She is our new Confidential-Administrative Assistant. She will be the staff member assigned to work with and support the Buildout Reduction Program Citizens' Committee.

#### **Wastewater Department:**

We recently held interviews for the Wastewater Operator II position. We anticipate filling the position soon.

#### **Fire Department:**

##### **Fire Chief:**

William Hollingsworth is our new Fire Chief. Please join us in welcoming him to his new role. This appointment opens up a Captain position and we will be working to fill that position very soon.

### District Clerk

The PROS Committee met on May 3<sup>rd</sup>, 2016.

The Buildout Reduction Program Citizens' Committee met on May 3, and May 17, 2016. Meetings are held at 3:00 p.m. at the Cambria CSD Fire Dept. located at 2850 Burton Dr., Cambria, CA.

## **FACILITIES AND RESOURCES:**

### **1. Fiscalini Ranch Preserve:**

- a. Guide To Cambria Area Trails and Parks
  - i. The flyer has been updated.
- b. Trailhead Signs:
  - i. We are working with Terre Dunivant of Gaia Graphics to design the new trailhead signs.
  - ii. She has designed several interpretive signs for the Ranch in the past.
  - iii. Trailhead signs are being proposed on Trenton, Tipton, Huntington and Marine Terrace trailheads.
- b. Homeless Camp:
  - i. Kathe Tanner (Cambrian) reported a homeless camp on Fiscalini Ranch.
  - ii. The camp was found at the end of Steelhead Park. Contact was made with the individual living at the site.
  - iii. The Sherriff's Department was also notified and will be following up on the matter.
- c. Community Park:
  - i. The County has responded to our permit application.
  - ii. County is requesting further clarification on some items on the environmental monitoring plan.

iii. FIRMA Consultants and Civil Design Studios are working on a response to the County.

**2. Fire Breaks:**

- a. CCSD Staff has begun mowing fire breaks on the Ranch.
- b. Bids for additional fire breaks:
  - i. Bids have been received and awarded for fire breaks on forested area behind Warren Dr., behind Wastewater plant and Rodeo Grounds/Ramsey.

**3. Weed abatement CCSD Lots:**

- a. CCSD lots have been bid out and awarded.

**4. Vets Hall:**

- a. 29 Events were held at Vets Hall since the last Board Meeting.

**ENGINEER:**

Key activities since the April 28, 2016 Board meeting report have included:

- Continued to coordinate on the FY 16/17 budget for the Water, Wastewater, and SWF with Finance Manager Patrick O'Reilly, General Manager Jerry Gruber, Water Department Supervisor Justin Smith, and Wastewater Department Supervisor John Allchin.
- Sustainable Water Facility:
  - Continue to coordinate with Michael Baker International on the Sustainable Water Facility's EIR.
  - Completed a project completion report to support release of the 5% final retention of the Prop 84 IRWM grant, which is being withheld by DWR. This should allow payment of this retention, which amounts to \$219,112.75.
- Permit Counter: Continue to respond to miscellaneous permit counter information requests and remodel reviews. Completed reviews of several single family home remodels. Responded to questions on active service meter transfers.
- Fiscalini Water Tank Replacement: Working on documentation to support State issuance of a low interest, state revolving fund loan.
- Miscellaneous Wastewater Plant Repairs: Received a proposal from Carollo Engineers for design the influent screen support structure and its ancillary piping, electrical, and instrumentation connections. We are now planning to complete installation of the new influent screen during the first half of FY 2016/2017.
- CFCC Seminar: Attended a one-half day seminar on May 10, 2016 by the California Financing Coordination Committee (CFCC), which was held at the SLO library. This was very informative, and provided information on various infrastructure grants and loans being offered by five State agencies (SWRCB, DWR, IBank, HCD, & CalRecycle) and two federal agencies (USDA & USBR).
- Participated in interviews on May 17, 2016 for a Grade II Wastewater Operator position.

Well Level reports from 5/1/2016 readings are being made available on the District website located at [www.cambriacsd.org](http://www.cambriacsd.org)

## **FIRE:**

### Prevention and Education (April, 2016)

- 01 Residential rough/hydro inspections were completed
- 01 Hydrant pressure test completed
- 02 Fire final inspections
- 02 Residential site visits for building questions
- 03 Residential plan reviews
- 04 Engine company commercial fire and life safety inspections were conducted.
- 02 Public education events.
- 04 Residential smoke detectors were installed and or the batteries changed.
- 15 Contacts with people regarding fire prevention questions
- 04 Fire Engine and Station tours

### Meetings and Affiliations (April, 2016)

- WUI Division Assignments April 6, 1300 Cambria Area
- WUI SLO County T.O.'s meeting April 6, 1500 SLO City FD Station 1
- Fire Adhoc/Gruber meeting April 7, 1500 CCSD Office
- WUI Staging Plan April 7, 0900 Cal Trans Yard, Hwy 46
- WUI Communication Unit Plan April 7, 1800 SLO ECC
- WUI Commander Tayler/S.O.'s April 12, 1600 SLO EOC
- BRPCC April 18, 1000 Fire Station 57
- CERT Drill/WUI Update April 18, 1800 Presbyterian Church
- Fire Chief Interview April 26, 1000 CCSD Office
- CCSD Board Meeting April 28, 1230 Vets Hall
- WUI CERT planning meeting April 29, 0900 Fire Station 57

### Operations

- 185 Training hours were logged for Cambria Fire Department for the month of April.
- All six (6) new reserve firefighters are now through their respective backgrounds and medical clearances, and are working regular training shifts as the fourth person on the engine. We have an official training academy scheduled for later in May.
- Monthly drill March: The CCSD FD held their monthly training drill on Tuesday, April 26<sup>th</sup>, which was conducted at the fire station. The focus of the drill was an orientation on the new MSA SCBAs that were received on a recent grant. Fit testing on the new mask system was completed secondary to OSHA requirements and our Respiratory Protection Program. The SCBA's were placed into service that day.
- At the April 28, 2016 regular meeting the CCSD Board adopted Resolution 17-2016, declaring a public nuisance of vegetation and hazardous wildland fire fuels for the annual Fire Hazard Fuel Reduction Program (FHFRP). This resolution, based upon Government Code Sections 61100(d) and (t), and Health and Safety Code 14875 et seq., requires the public noticing of identified unimproved parcels specific to this program. Property owners are required to clear their parcels by the July 22, 2016 deadline. All properties not cleared by the deadline will be cleared by contract.

- 2016 Fire Season has begun. CAL FIRE has started increasing staffing on their engines. Water Tender 57 has already been called out for Automatic Aid responses within the SLO County.

Fire Statistics are attached for your review

#### **WASTEWATER:**

The most significant news to share is that Tim O'Marr has passed his grade I exam and is ready for the grade II.

#### **Wastewater Treatment Plant Operations (April, 2016):**

- FRM continued to assist at the Wastewater Treatment Plant on a limited, as-needed basis to assist with the transition in department supervision.
- The March 2016 monthly self-monitoring report was completed and submitted to the Water Board.
- Aeration blower 3 has been returned from a factory authorized repair shop and is being installed.
- We are currently removing digested and dewatered sludge from the plant. We are also making longer term arrangements to have the sludge removed as it is produced, as opposed to the current practice of seasonally dewatering, stock piling, and hauling the sludge off site.

#### **Collection Systems & Lift Stations**

- Staff are still working on upgrading the lift stations.

#### **Laboratory:**

- Abalone Coast Analytical submitted an initial review copy of one of the laboratory quality assurance manuals they have been working on via their contract services agreement with the District. This updated manual is needed as part of the District's goal to re-establish its Environmental Laboratory Accreditation Program (ELAP) certification with the state.
- Abalone Coast continued to provide the services of a certified laboratory analyst for those analyses that are reported to the State.

#### **Administrative:**

- We have completed interviews for the WW-II position and are looking forward to hiring a new operator.

#### **WATER:**

1. A recent sanitary survey was performed by the Department of Drinking Water; we are still awaiting the report from the visit. They are requesting that some outdated reports be updated. They were also very happy to hear that the Fiscalini Tank will be replaced.
2. We had a water main break on Skye Street that was promptly repaired; we lost under 2,500 gallons during the incident.



3. The wells level are sustaining at an average level. The Water Department will continue to manage the aquifers in the most efficient way possible.
4. We have received the R.O. membranes back from the clean and preserving company. The company's finding from the inspection showed that all membranes are in good working condition and that they will be ready for use when the time comes.
5. We have been fixing leaks within the distribution system as they occur, as May-June starts what the Water Department refers to as Leak Season.
6. Production was down for April by about 1 acre foot.
7. The Water Department has made an effort to concentrate on maintenance and "Spring Cleaning" for the last month.

Production data, well level reports, and associated graphs are attached for your review and can be located on the District's website: [www.cambriacsd.org](http://www.cambriacsd.org)

Attachments: Finance Manager's Report  
Water production and well level graphs  
Fire Statistics

**BOARD OF DIRECTORS' MEETING – MAY 26, 2016  
ADDENDUM TO GENERAL MANAGER'S REPORT  
FINANCE MANAGER'S REPORT**

**ADMINISTRATION**

The water and wastewater invoices mailed in May for usage in March and April included the new rates which were approved in February and went into effect on March 1<sup>st</sup>. The increase in revenues are reflected in the chart on the next page.

Each year the District is required to report total compensation for each employee to the California Controller's office. This data is then published on the State Controller's web site. The information initially reported for calendar years 2014 and 2015 was incorrect. Those reports have been corrected and forwarded to the State Controller's office but the corrected reports have not yet been posted to the Controller's web site. The revised reports are available on the CCSD web site.

The error in reporting occurred because "total wages" were reported in the field where only "salary" should have been reported. For most employees, the amounts are the same. But for some employees, including the general manager, the amounts are different. Wages include car allowances and any lump sum payments which include payments for deferred compensation and payments for sick leave or vacation which are cashed out instead of used. The amounts originally reported for the general manager in 2014 and 2015 as well as the accurate amounts are summarized in the following chart.

STATE COMPTROLLER COMPENSATION REPORT GENERAL MANAGER COMPENSATION				
	2014	2014	2015	2015
	ORIGINALLY		ORIGINALLY	
	<u>REPORTED</u>	<u>ACTUAL</u>	<u>REPORTED</u>	<u>ACTUAL</u>
SALARY	190,721	159,026	171,362	160,808
LUMP SUM	1,308	17,508	-	10,554
AUTO ALLOW	5,400	5,400	5,400	5,400
<b>TOTAL</b>	<b>197,429</b>	<b>181,934</b>	<b>176,762</b>	<b>176,762</b>

**BUDGET FY 2015/2016**

- A Fiscal Year 2015/2016 Budget was adopted on June 25, 2015. A mid-year budget amendment was adopted on February 18, 2016.

## **BUDGET FY 2016/2017**

- The initial Fiscal Year 2016/2017 Preliminary Budget was presented by staff at the regular Board meeting on April 28, 2016. A revised budget is being presented at the regular Board meeting on May 26<sup>th</sup> and a final budget will be presented at the regular June 2016 Board meeting.

## **EXPENDITURES OVER \$100,000 DURING FEBRUARY 2016**

There were no expenditures exceeding \$100,000 during April 2016.

## **WATER/WASTEWATER USAGE AND BILLING**

The chart on the next page reflects usage and billing through March/April 2016. The CCF billed were 4.0% below the amounts billed the previous year and 62% of the amount billed in 2013. The revenue realized from Water sales was \$118,215 more than billed the previous year however total receipts this year were only \$33,809 more than last year for two reasons. First because \$60,128 in penalties were collected last year and none were collected this year and second, there were \$31,637 in adjustments this year while there were only \$7,359 in adjustments last year.

1 **CCSD WATER SALES HISTORY AND PROJECTIONS**

2 5/13/2016

3 <b>FY 12/13</b>	JUL/AUG	SEP/OCT	NOV/DEC	JAN/FEB	MAR/APR	MAY/JUN
4 TOTAL	381,951	313,702	250,683	255,453	277,670	333,616
5 BASE	102,586	102,672	102,722	102,809	102,906	102,915
6 USAGE	278,488	210,933	146,434	151,971	173,955	229,755
9 ADJUSTMNTS	877	97	1,527	673	809	946
11 TOTAL CASH						
12 <b>CCF</b>	<b>61,407</b>	<b>51,098</b>	<b>40,051</b>	<b>40,943</b>	<b>44,201</b>	<b>54,173</b>
13 <b>USAGE \$/CCF</b>	<b>4.54</b>	<b>4.13</b>	<b>3.66</b>	<b>3.71</b>	<b>3.94</b>	<b>4.24</b>

15 <b>FY 13/14</b>	JUL/AUG	SEP/OCT	NOV/DEC	JAN/FEB	MAR/APR	MAY/JUN
16 TOTAL	393,622	298,103	242,203	232,597	271,413	231,812
17 BASE	102,895	102,793	102,784	102,907	102,885	102,755
18 USAGE	288,512	192,906	137,197	129,137	97,979	99,313
21 ADJUSTMNTS	2,215	2,404	2,222	553	(157)	(17,035)
22 PENALTIES/SURCHARGES					70,706	46,779
23 TOTAL CASH						
24 <b>CCF</b>	<b>63,113</b>	<b>47,345</b>	<b>38,827</b>	<b>36,576</b>	<b>24,917</b>	<b>25,500</b>
25 <b>USAGE \$/CCF</b>	<b>4.57</b>	<b>4.07</b>	<b>3.53</b>	<b>3.53</b>	<b>3.93</b>	<b>3.89</b>

28 <b>FY 14/15</b>	JUL/AUG	SEP/OCT	NOV/DEC	JAN/FEB	MAR/APR	MAY/JUN
29 TOTAL	315,646	386,085	328,775	347,274	397,073	349,205
30 BASE	102,952	102,867	102,837	102,835	102,093	102,987
31 USAGE	127,246	103,268	83,048	85,496	107,340	103,415
32 EWS BASE		62,097	62,094	61,799	61,668	61,996
33 EWS USAGE		89,005	60,235	61,371	73,203	76,203
34 ADJUSTMNTS	(7,277)	(15,945)	(12,369)	(3,435)	(7,359)	(51,890)
35 PENALTIES/SU	92,725	44,793	32,930	39,208	60,128	56,494
36 TOTAL CASH						
37 <b>CCF</b>	<b>31,592</b>	<b>28,764</b>	<b>23,723</b>	<b>23,967</b>	<b>28,899</b>	<b>28,229</b>
38 <b>% OF FY 12-13</b>	<b>51%</b>	<b>56%</b>	<b>59%</b>	<b>59%</b>	<b>65%</b>	<b>52%</b>
39 <b>USAGE \$/CCF</b>	<b>4.03</b>	<b>3.59</b>	<b>3.50</b>	<b>3.57</b>	<b>3.71</b>	<b>3.66</b>
40 <b>EWS \$/CCF</b>		<b>3.09</b>	<b>2.54</b>	<b>2.56</b>	<b>2.53</b>	<b>2.70</b>

41	ACTUAL					PROJECTE
42 <b>FY 15/16</b>	JUL/AUG	SEP/OCT	NOV/DEC	JAN/FEB	MAR/APR	MAY/JUN
43 TOTAL	496,358	430,208	414,976	356,084	430,882	447,305
44 BASE	102,935	102,730	102,828	102,864	115,313	115,313
45 USAGE	124,569	116,096	101,617	92,773	211,292	207,440
46 EWS BASE	61,874	61,792	62,098	61,882	61,161	61,161
47 EWS USAGE	83,654	79,869	71,071	66,124	74,753	73,390
48 EWS OPS		36,864	49,964			
49 ADJUSTMNTS	(3,964)	(49,726)	(23,276)	(34,172)	(31,637)	(10,000)
50 PENALTIES/SU	127,290	82,583	50,674	66,613	-	-
51 TOTAL CASH						
52 <b>CCF</b>	<b>33,441</b>	<b>32,633</b>	<b>27,147</b>	<b>24,968</b>	<b>27,603</b>	<b>27,100</b>
53 <b>% OF FY 12-13</b>	<b>54%</b>	<b>64%</b>	<b>68%</b>	<b>61%</b>	<b>62%</b>	<b>50%</b>
54 <b>USAGE \$/CCF</b>	<b>3.73</b>	<b>3.56</b>	<b>3.74</b>	<b>3.72</b>	<b>7.65</b>	<b>7.65</b>
55 <b>EWS \$/CCF</b>	<b>2.50</b>	<b>2.45</b>	<b>2.62</b>	<b>2.65</b>	<b>2.71</b>	<b>2.71</b>

The chart below shows how actual CCFs billed in fiscal years 2014 and 2015 and the first four billing periods for fiscal year 2016 compared to what was billed in fiscal year 2013.

<b>COMPARISON OF WATER USAGE BILLED</b>						
	<u>JUL/AUG</u>	<u>SEP/OCT</u>	<u>NOV/DEC</u>	<u>JAN/FEB</u>	<u>MAR/APR</u>	<u>MAY/JUN</u>
<b>FY 2012/2013</b>	<b>61,407</b>	<b>51,098</b>	<b>40,051</b>	<b>40,943</b>	<b>44,201</b>	<b>54,173</b>
<b>FY 2013/2014</b>	<b>63,113</b>	<b>47,345</b>	<b>38,827</b>	<b>36,576</b>	<b>24,917</b>	<b>25,500</b>
<b>Note 1</b>	<b>103%</b>	<b>93%</b>	<b>97%</b>	<b>89%</b>	<b>56%</b>	<b>47%</b>
<b>FY 2014/2015</b>	<b>31,592</b>	<b>28,764</b>	<b>23,723</b>	<b>23,967</b>	<b>28,899</b>	<b>28,229</b>
<b>Note 2</b>	<b>51%</b>	<b>56%</b>	<b>59%</b>	<b>59%</b>	<b>65%</b>	<b>52%</b>
<b>FY 2015/2016</b>	<b>33,441</b>	<b>32,633</b>	<b>27,147</b>	<b>24,968</b>	<b>27,603</b>	
<b>Note 3</b>	<b>54%</b>	<b>64%</b>	<b>68%</b>	<b>61%</b>	<b>62%</b>	
<i>Note 1: Each FY 2013/2014 billing cycle compared to same billing cycle in FY 2012/2013</i>						
<i>Note 2: Each FY 2014/2015 billing cycle compared to same billing cycle in FY 2012/2013</i>						
<i>Note 3: Each FY 2015/2016 billing cycle compared to same billing cycle in FY 2012/2013</i>						

## WASTEWATER REVENUE

The chart below shows actual Wastewater revenue for fiscal years 2013, 2014, 2015 and the first four billing periods for fiscal year 2016 as well as projected revenue for the remainder of fiscal year 2016.

<b>CCSD WASTEWATER SALES HISTORY AND PROJECTIONS</b>						
5/13/2016						
<b>FY 12/13</b>	<u>JUL/AUG</u>	<u>SEP/OCT</u>	<u>NOV/DEC</u>	<u>JAN/FEB</u>	<u>MAR/APR</u>	<u>MAY/JUN</u>
SEWER SALES	353,040	333,530	314,016	316,887	322,690	339,547
BASE	248,975	248,931	248,991	249,061	248,917	248,880
USAGE	104,065	84,599	65,025	67,826	73,773	90,667
<i>PERCENT SALES COMPARED TO JUL/AUG 2013:</i>						
	100%	81%	62%	65%	71%	87%
<b>FY 13/14</b>	<u>JUL/AUG</u>	<u>SEP/OCT</u>	<u>NOV/DEC</u>	<u>JAN/FEB</u>	<u>MAR/APR</u>	<u>MAY/JUN</u>
TOTAL	356,678	327,765	312,334	309,020	288,655	288,937
BASE	249,916	249,111	249,098	249,489	249,415	249,153
USAGE	106,762	78,654	63,236	59,531	39,240	39,784
<i>COMPARISON TO SAME PERIOD FY 12/13</i>						
TOTAL %	101%	98%	99%	98%	89%	85%
USAGE %	103%	93%	97%	88%	53%	44%
<b>FY 14/15</b>	<u>JUL/AUG</u>	<u>SEP/OCT</u>	<u>NOV/DEC</u>	<u>JAN/FEB</u>	<u>MAR/APR</u>	<u>MAY/JUN</u>
TOTAL	298,877	291,469	286,650	287,225	292,401	291,940
BASE	250,263	250,012	249,984	250,198	249,261	250,349
USAGE	48,614	41,457	36,666	37,027	43,140	41,591
<i>COMPARISON TO SAME PERIOD FY 12/13</i>						
TOTAL %	85%	87%	91%	91%	91%	86%
USAGE %	47%	49%	56%	55%	58%	60%
<b>FY 15/16</b>	<u>JUL/AUG</u>	<u>SEP/OCT</u>	<u>NOV/DEC</u>	<u>JAN/FEB</u>	<u>MAR/APR</u>	<u>MAY/JUN</u>
	ACTUAL					PROJECTED
TOTAL	297,892	296,385	292,464	289,964	305,052	291,923
BASE	250,403	249,841	250,429	250,500	214,599	214,600
USAGE	47,489	46,544	42,035	39,464	90,453	77,323
<i>COMPARISON TO SAME PERIOD FY 12/13</i>						
TOTAL %	84%	89%	93%	92%	95%	86%
USAGE %	46%	55%	65%	58%	123%	85%

**EXPENDITURES FOR THE SUSTAINABLE WATER FACILITY**

The District has undertaken the development of a Sustainable Water Facility system in response to the worst drought in California history which resulted in a declared Stage 3 Drought Emergency. \$12,736,588 in expenditures for the EWS project have been authorized by the CCSD Board of Directors. Those expenditures include the following:

CDM Smith: Engineering, Preconstruction, Permitting and Environmental Services	\$ 2,786,818
CDM Constructors Design/Build Services	7,345,669
General Costs	323,747
Other Professional Services	483,145
<b>Total Plant Design/Build Expenditures</b>	<b>\$ 10,939,379</b>
Plant Start-Up Expenditures	367,951
Regular Coastal Development Permit Expenditures	429,258
Future Regular Coastal Development Permit Mitigation Measures	1,000,000
<b>TOTAL AUTHORIZATIONS</b>	<b>\$ 12,736,588</b>

Total commitments made to-date, in the form of issued purchase orders, equal \$10,153,560. These relate to Task Orders in the following way:

174,495	Task Order 1: Hydrogeoloical Modeling
299,601	Task Order 2: Preconstruction Engineering (Phase 1)
920,084	Task Order 3: Preconstruction Services (Phase 2)
499,941	Task Order 4: Engineering; Permitting; Purchase Assistance
584,607	Task Order 5: Permitting and Environmental
308,090	Task Order 6: Permitting and Environmental
<hr/>	
2,786,818	Total CDM Smith
6,647,919	Design/Build Contract
511,602	Change Order 1
123,953	Change Order 2
83,268	Change Order 3
<hr/>	
7,366,742	Total CDM Constuctors
<hr/>	
10,153,560	Total CDM Smith & CDM Constructors

Invoices paid through April 2016 to CDM Smith, the Sustainable Water Facility Project's primary design/build contractor, equal \$2,582,038.

Invoices paid through April 2016 to CDM Contractors Inc., the Sustainable Water Facility Project's primary builder, equal \$7,366,742.

Total expenditures to all vendors through April 2016, meaning checks issued, equal \$11,105,584.

### **CASH BALANCES**

CCSD maintains one account with the State of California Local Agency Investment Fund (LAIF) and the following five accounts at Heritage Oaks Bank:

- a payroll account;
- an account for operation of the Veteran's Hall;
- an account for medical benefits for employees;
- a main checking account; and
- a money market account.

CCSD pools all of its cash for all of its funds so, other than restricted funds, no cash asset is held for any specific fund. It should be noted that when the pooling method is used, a fund may overdraw its account in the pool. These overdrafts are reported as liabilities with a corresponding receivable (due to/from other funds) on the balance sheet.

The first three accounts shown above are restricted funds which are not available for use in other areas. However, the last two accounts are unrestricted and are available, along with LAIF, as part of the "pooled" cash of CCSD.

Revenues and expenditures fluctuate significantly from month to month and therefore the most appropriate comparison of available cash balances is at the end of the fiscal year on June 30<sup>th</sup>. Final balance amounts in the Water and Wastewater funds are determined after all other fiscal year activity is recorded, reconciled and audited. Audited cash balances on June 30, 2015 were as shown below. It should be noted that the 2014 and 2015 loans to the Water Fund were to support expenditures for the Sustainable Water Facility construction and those loans were repaid when the Prop 84 grant was received in December.



**CCSD FINANCIAL AUDIT  
JUNE 30, 2015**

<u>FUND</u>	<u>CASH BALANCE</u>	<u>INTERFUND LOAN</u>	<u>CASH POSITION</u>
GENERAL FUND	4,211,905	(2,737,310)	1,474,595
WATER FUND	(1,652,586)	(2,047,696)	395,110
WASTEWATER FUND	(128,608)	(689,614)	561,006
<b>TOTAL</b>	<b>2,430,711</b>	<b>(5,474,620)</b>	<b>2,430,711</b>

**LOAN HISTORY**

WATER FUND LOANS

PRIOR 2014	\$ 157,726
2014 LOAN	2,094,181
2015 LOAN	485,403
<b>TOTAL LOANS</b>	<b>\$ 2,737,310</b>

All Water Fund loans except \$157,726 were paid off prior to 12/31/15

WASTEWATER FUND LOANS

2015 LOAN	\$ 689,614
<b>TOTAL LOANS</b>	<b>\$ 689,614</b>

**CCSD CURRENT CASH POSITION AND PROJECTION**

Cash balances on April 30, 2016 were \$5,855,051 as shown below. However, there were \$35,412 in checks issued but still outstanding at the end of the month which leaves only \$5,819,639 in cash actually available.

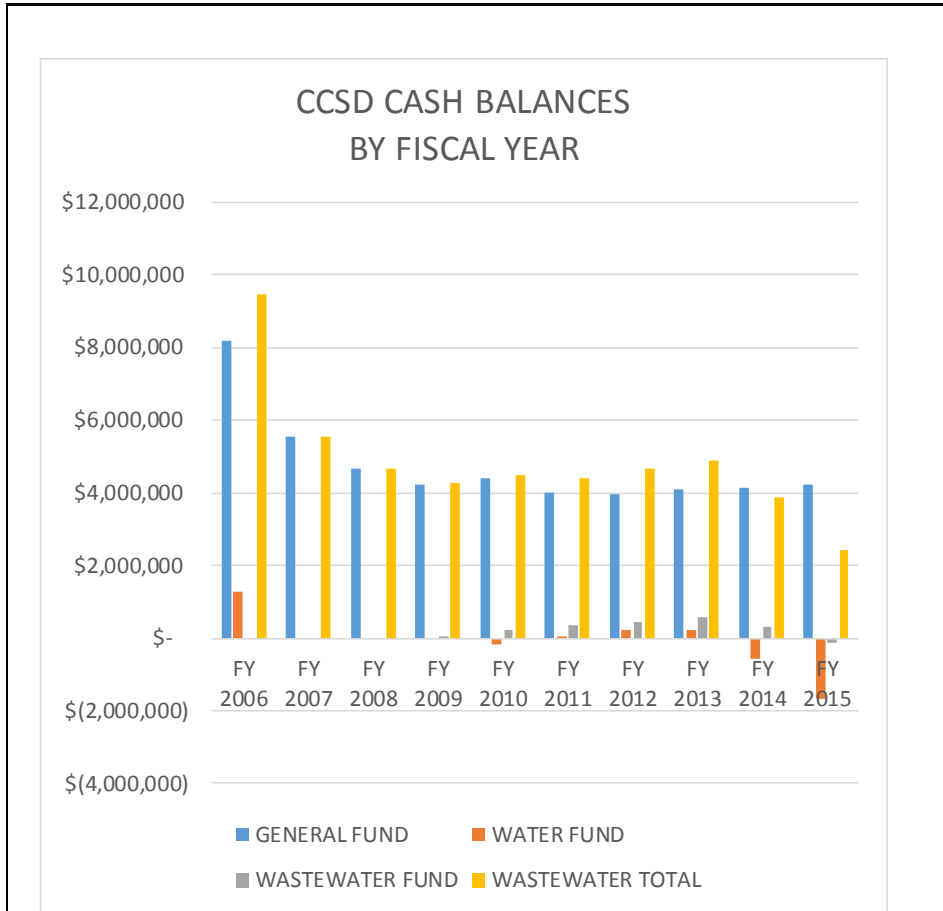
**CCSD CASH POSITION  
APRIL 30, 2016**

HOB CHECKING BALANCE	\$989,825
HOB MONEY MARKET BALANCE	\$504,755
LAIF BALANCE	\$4,360,471
<b>TOTAL CASH</b>	<b>\$5,855,051</b>
OUTSTANDING CHECKS	(35,412)
<b>AVAILABLE CASH</b>	<b>\$5,819,639</b>

The cash flow projection for the remainder of the fiscal year is shown below. This projection does include increases in revenue due to the approved increase in water and wastewater rates in March 2016.

<b>CAMBRIA COMMUNITY SERVICES DISTRICT</b>		
<b>CASH FLOW PROJECTION FY 15-16</b>		
	<u>MAY 2016</u>	<u>JUN 2016</u>
<b>BEG BALANCE</b>	<b>5,819,639</b>	<b>5,084,615</b>
<b>CASH IN</b>		
WATR SALES	73,750	221,250
WATER WAIT LIST	-	27,500
AWTP SALES	33,750	101,250
AWTP OPS SALES	-	-
WW SALES	76,250	228,750
PROPERTY TAX	-	-
FRANCHISE FEE	2,000	10,000
OTHER	3,028	3,028
<b>TOTAL CASH IN</b>	<b>188,778</b>	<b>591,778</b>
<b>CASH OUT</b>		
WAGES	375,333	375,333
OPS: FIRE	31,444	31,444
OPS: F&R/PROS	14,007	14,007
OPS: ADMIN	41,272	41,272
OPS: WATER	55,612	55,612
OPS: WASTEWTR	49,551	49,551
DEBT	173,916	-
CALFIRE CONTRAC	50,000	-
FISCALINI TANK	-	-
EWS PROJECT	100,000	100,000
RAG PICKER \$90k	-	-
CAPITAL PROJECTS	32,667	-
<b>TOTAL CASH OUT</b>	<b>923,802</b>	<b>667,219</b>
<b>ENDING BALANCE</b>	<b>5,084,615</b>	<b>5,009,175</b>
<b>NOTES:</b>		
1. CCSD received Drinking Water Drought Grant for \$248,246 on September 28, 2015		
2. CCSD received an additional \$20,371 for Drinking Water Drought Grant on 10/28/15		
3. CCSD received \$59,417 Grant for Trash Recepticles on 10/21/15		
4. CCSD received Prop 84 Grant for \$4,163,142 on December 17, 2015.		

The following chart and table show audited cash balances in the three funds on June 30<sup>th</sup> of each fiscal year for the last ten years.



<b>FY ENDING JUNE 30th</b>	<b>GENERAL FUND</b>	<b>WATER FUND</b>	<b>WASTEWATER FUND</b>	<b>TOTAL</b>
FY 2006	\$ 8,172,903	\$ 1,290,772		\$ 9,463,675
FY 2007	\$ 5,561,428			\$ 5,561,428
FY 2008	\$ 4,658,444			\$ 4,658,444
FY 2009	\$ 4,237,597		\$ 27,551	\$ 4,265,148
FY 2010	\$ 4,414,366	\$ (157,726)	\$ 242,400	\$ 4,499,040
FY 2011	\$ 4,001,132	\$ 39,341	\$ 345,804	\$ 4,386,277
FY 2012	\$ 3,972,897	\$ 231,027	\$ 450,891	\$ 4,654,815
FY 2013	\$ 4,096,965	\$ 236,601	\$ 556,700	\$ 4,890,266
FY 2014	\$ 4,152,573	\$ (577,613)	\$ 302,778	\$ 3,877,738
FY 2015	\$ 4,211,905	\$ (1,652,586)	\$ (128,608)	\$ 2,430,711

**EXTERNAL LOANS**

As of June 30, 2015, the CCSD external debt is as shown in the following two charts, including interest rates and prepayment penalty provisions.

**ADDENDUM TO GENERAL MANAGER'S REPORT  
FINANCE MANAGER'S REPORT ATTACHMENT  
SCHEDULE OF LONG-TERM INFRASTRUCTURE-RELATED DEBT**

DESCRIPTION	State Revolving Fund Loan	Bank Note (Funds 2006 Refund of 1999 Bonds)	Bank Note (2014 Installment Sales Agreement for EWS)
DEBT HOLDER	SWRCB	City National Bank	Western Alliance Bank
ORIGINAL PRINCIPAL	<b>\$2,592,324.38</b>	<b>\$2,245,000.00</b>	<b>\$8,939,000.00</b>
INTEREST RATE	3.00%	4.55%	4.11%
FUND	Wastewater	Wastewater	Emergency Water Supply
DEPARTMENT	Wastewater	Wastewater	Water
FINAL PAYMENT DATE	5/28/2016	9/23/2023	8/1/2034
PRINCIPAL BALANCE @ 8/11/14	\$332,920	\$1,303,000	\$8,939,000
PROJECTED PRINCIPAL PAYMENT(S) FFY 2014/2015	\$164,069	\$109,000	\$149,181
PROJECTED INTEREST PAYMENT(S) FFY 2014/2015	\$9,987	\$56,807	\$177,573
PROJECTED BALANCE @ 6/30/15**	\$168,851	\$1,194,000	\$8,789,819
PROJECTED PRINCIPAL PAYMENT(S) FFY 2015/2016	\$168,851	\$109,000	\$304,246
PROJECTED INTEREST PAYMENT(S) FFY 2015/2016	\$5,066	\$51,847	\$358,137
PROJECTED BALANCE @ 6/30/16**	\$0	\$1,085,000	\$8,485,573
PROJECTED PRINCIPAL PAYMENT(S) FFY 2016/2017	\$0	\$114,000	\$313,861
PROJECTED INTEREST PAYMENT(S) FFY 2016/2017	\$0	\$46,773	\$345,565
PROJECTED BALANCE @ 6/30/17**	\$0	\$971,000	\$8,171,712
PROJECTED PRINCIPAL PAYMENT(S) FFY 2017/2018	\$0	\$118,000	\$326,893
PROJECTED INTEREST PAYMENT(S) FFY 2016/2017	\$0	\$41,496	\$332,533
PROJECTED BALANCE @ 6/30/18**	\$0	\$853,000	\$7,844,819
PROJECTED INTEREST PAYMENTS FFY 14/15-17/18	\$15,053	\$196,923	\$1,213,808
AVERAGE ANNUAL TOTAL (P+I) PAYMENT(S)*	\$173,987	\$161,731	\$659,975
PREPAYMENT PENALTY	No	Yes-3% from 10/1/13-4/1/16, 2% from 10/1/16-4/1/20, none after 10/1/20	Yes - 5% until 8/1/2015; prepayment premium calculation before 8/1/2024; 0% on or after 8/1/2024

\*Average is based on years with a balance outstanding for the entire year. Payoff years are excluded if final amount is less than normal.

\*\*Presumes all scheduled payments are timely made.

**INTERNAL LOANS**

The only internal loan is the Army Corp of Engineers matching loan which was made consistent with the District’s practice of maintaining pooled cash available to cover the cash flow needs of the agency and of any individual Fund, to be restored to the General Fund.

<b><u>BORROWING FUND</u></b>	<b><u>LOAN AMOUNT AUTHORIZED</u></b>	<b><u>COSTS TO DATE</u></b>	<b><u>AMOUNT OF LOAN OUTSTANDING TO DATE</u></b>	<b><u>PURPOSE OF LOAN</u></b>
Water	\$ 166,000	\$ 166,000	\$ 157,726	Army Corp of Engineers Matching

**ADDENDUM TO GENERAL MANAGER'S REPORT  
FINANCE MANAGER'S REPORT ATTACHMENT  
SCHEDULE OF SHORT-TERM DEBT**

<b>LENDER</b>	CITY NATIONAL BANK
AMOUNT OF ORIGINAL DEBT	\$102,000
DATE LOAN OBTAINED	November 1, 2012
INTEREST RATE	3%
ANNUAL PAYMENT	\$27,605
DATE OF LAST PAYMENT	April 1, 2017
PURPOSE OF DEBT	Purchase of 4 Pick-up Trucks and 1 Office Copier

<b>LENDER</b>	MORTON REVOCABLE TRUST
AMOUNT OF ORIGINAL DEBT	\$53,612
DATE LOAN OBTAINED	September 15, 2013
INTEREST RATE	3.5%
ANNUAL PAYMENT	\$14,595
DATE OF LAST PAYMENT	November 20, 2017
PURPOSE OF DEBT	Purchase of 2 Pick-up Trucks

<b>LENDER</b>	JOHN DEERE FINANCIAL
AMOUNT OF ORIGINAL DEBT	\$31,350
DATE LOAN OBTAINED	July 31, 2013
INTEREST RATE	0%
ANNUAL PAYMENT	\$6,270
DATE OF LAST PAYMENT	July 30, 2018
PURPOSE OF DEBT	Purchase of John Deere Tractor

**2016**  
**CAMBRIA COMMUNITY SERVICES DISTRICT**  
**WATER PRODUCTION, BY SOURCE**  
**ACRE-FEET**

YEAR	SOURCE	JAN	FEB	MAR	APRIL	MAY	JUNE	JULY	AUG.	SEPT.	OCT.	NOV.	DEC.	1000.0 TOTAL	YEAR
1988	S.S.	51.20	57.90	63.20	47.30	57.40	44.20	50.00	51.70	41.90	37.40	27.40	36.00	565.60	1988
	S.R.	0.00	0.00	0.00	16.30	15.70	30.70	31.20	34.90	36.00	34.90	35.20	19.00	253.90	
	TOTAL	51.20	57.90	63.20	63.60	73.10	74.90	81.20	86.60	77.90	72.30	62.60	55.00	819.50	
1989	S.S.	51.00	47.90	53.90	61.90	57.20	62.20	69.20	60.90	36.30	38.70	42.60	40.60	622.40	1989
	S.R.	0.00	0.00	0.00	1.00	13.80	13.50	17.90	28.00	42.00	22.60	17.60	18.20	174.60	
	TOTAL	51.00	47.90	53.90	62.90	71.00	75.70	87.10	88.90	78.30	61.30	60.20	58.80	797.00	
1990	S.S.	45.70	47.00	55.28	44.75	31.46	32.34	40.00	38.00	31.91	31.40	29.40	29.90	457.14	1990
	S.R.	8.70	0.80	0.50	18.03	32.30	26.79	22.30	22.20	20.64	20.20	19.30	14.90	206.66	
	TOTAL	54.40	47.80	55.78	62.78	63.76	59.13	62.30	60.20	52.55	51.60	48.70	44.80	663.80	
1991	S.S.	26.90	23.10	32.70	39.60	48.60	44.10	40.10	34.80	30.50	28.00	26.40	30.10	404.90	1991
	S.R.	15.30	13.10	0.50	0.10	0.10	5.50	15.00	21.60	20.20	21.00	19.70	18.70	150.80	
	TOTAL	42.20	36.20	33.20	39.70	48.70	49.60	55.10	56.40	50.70	49.00	46.10	48.80	555.70	
1992	S.S.	45.30	42.20	45.90	55.20	64.00	58.10	44.90	41.80	35.00	32.80	34.00	43.10	542.30	1992
	S.R.	0.80	0.30	0.10	0.40	0.50	6.10	22.70	28.10	26.30	25.10	19.50	5.50	135.40	
	TOTAL	46.10	42.50	46.00	55.60	64.50	64.20	67.60	69.90	61.30	57.90	53.50	48.60	677.70	
1993	S.S.	50.10	45.70	52.60	56.30	68.30	68.80	68.10	69.80	59.80	56.10	51.40	43.50	690.50	1993
	S.R.	0.50	0.30	0.00	0.00	0.10	0.00	0.00	0.00	0.00	0.00	0.00	0.00	0.90	
	TOTAL	50.60	46.00	52.60	56.30	68.40	68.80	68.10	69.80	59.80	56.10	51.40	43.50	691.40	
1994	S.S.	47.00	38.60	48.60	52.00	54.60	63.40	69.30	47.80	31.70	30.80	28.20	26.00	538.00	1994
	S.R.	0.00	0.00	0.00	0.00	0.10	0.00	0.00	25.00	30.20	27.70	21.20	19.90	124.10	
	TOTAL	47.00	38.60	48.60	52.00	54.70	63.40	69.30	72.80	61.90	58.50	49.40	45.90	662.10	
1995	S.S.	41.30	41.10	47.10	52.14	53.50	59.00	74.70	74.10	65.40	64.70	55.30	47.60	675.94	1995
	S.R.	1.90	0.00	0.00	0.00	0.00	0.00	0.00	0.00	0.00	0.00	0.00	0.00	1.90	
	TOTAL	43.20	41.10	47.10	52.14	53.50	59.00	74.70	74.10	65.40	64.70	55.30	47.60	677.84	
1996	S.S.	46.66	43.40	47.39	56.95	66.18	70.83	75.70	77.27	68.23	65.58	50.37	49.43	717.99	1996
	S.R.	0.01	0.03	0.03	0.03	0.03	0.01	0.03	0.02	0.01	0.02	0.02	0.02	0.26	
	TOTAL	46.67	43.43	47.42	56.98	66.21	70.84	75.73	77.29	68.24	65.60	50.39	49.45	718.25	
1997	S.S.	50.61	49.20	65.66	68.65	76.18	79.14	82.31	57.02	37.32	27.50	38.96	45.96	678.51	1997
	S.R.	0.02	0.08	0.02	0.02	0.02	0.02	0.38	25.92	31.54	36.85	12.41	0.01	107.29	
	TOTAL	50.63	49.28	65.68	68.66	76.20	79.16	82.69	82.94	68.86	64.35	51.37	45.97	785.80	
1998	S.S.	44.39	46.36	47.00	50.53	56.43	63.43	77.75	80.30	68.35	66.58	54.06	52.13	707.31	1998
	S.R.	0.01	0.01	0.01	0.01	0.00	0.01	0.01	0.09	0.01	0.00	0.00	0.00	0.16	
	TOTAL	44.40	46.37	47.01	50.54	56.43	63.44	77.76	80.39	68.36	66.58	54.06	52.13	707.47	
1999	S.S.	56.40	45.26	52.16	57.40	70.43	71.35	85.41	82.68	69.45	68.04	57.78	57.69	774.05	1999
	S.R.	0.01	0.01	0.01	0.04	0.02	0.07	0.01	0.02	0.32	0.02	0.00	0.00	0.53	
	TOTAL	56.41	45.27	52.17	57.44	70.45	71.42	85.42	82.70	69.77	68.06	57.78	57.69	774.58	
2000	S.S.	56.41	50.43	55.27	65.40	70.84	73.60	85.00	84.68	73.30	65.60	58.49	59.80	798.82	2000
	S.R.	0.00	0.00	0.00	0.00	0.00	0.00	0.00	0.00	0.00	0.00	0.00	0.00	0.00	
	TOTAL	56.41	50.43	55.27	65.40	70.84	73.60	85.00	84.68	73.30	65.60	58.49	59.80	798.82	
2001	S.S.	56.16	48.05	55.92	60.69	73.30	77.51	85.01	78.50	53.45	56.21	48.16	52.29	745.25	2001
	S.R.	0.00	0.00	0.00	0.00	0.00	0.00	0.00	5.78	21.08	16.87	8.06	0.89	52.68	
	TOTAL	56.16	48.05	55.92	60.69	73.30	77.51	85.01	84.28	74.53	73.08	56.22	53.18	797.93	
2002	S.S.	54.43	52.23	60.70	65.43	60.75	55.13	66.79	73.35	66.59	62.03	56.36	53.98	727.77	2002
	S.R.	1.28	1.27	1.10	1.11	14.82	22.79	19.54	9.67	3.52	4.02	2.04	0.55	81.71	
	TOTAL	55.71	53.50	61.80	66.54	75.57	77.92	86.33	83.02	70.11	66.05	58.40	54.53	809.48	
2003	S.S.	52.73	49.97	57.35	58.32	62.82	68.22	65.05	63.34	58.91	67.08	56.20	48.84	708.83	2003
	S.R.	0.70	1.11	0.48	0.94	1.84	5.63	19.77	22.04	16.00	6.58	3.12	5.84	84.05	
	TOTAL	53.43	51.08	57.83	59.26	64.66	73.85	84.82	85.38	74.91	73.66	59.32	54.68	792.88	
	S.S.	55.83	51.40	58.56	64.33	67.98	52.62	47.04	39.68	41.06	34.80	49.30	49.92	612.52	

**2016**  
**CAMBRIA COMMUNITY SERVICES DISTRICT**  
**WATER PRODUCTION, BY SOURCE**  
**ACRE-FEET**

YEAR	SOURCE	JAN	FEB	MAR	APRIL	MAY	JUNE	JULY	AUG.	SEPT.	OCT.	NOV.	DEC.	1000.0 TOTAL	YEAR
2004	S.R.	0.00	0.61	1.17	4.84	8.68	22.08	30.80	36.30	27.32	24.95	1.73	1.63	160.11	2004
	TOTAL	55.83	52.01	59.73	69.17	76.66	74.70	77.84	75.98	68.38	59.75	51.03	51.55	772.63	
2005	S.S.	50.05	46.16	51.09	55.01	65.70	68.81	80.52	61.60	48.71	47.08	40.83	36.70	652.26	2005
	TOTAL	50.05	46.78	52.02	55.77	66.46	69.54	82.16	78.92	68.96	68.77	57.75	44.06	741.24	
2006	S.S.	50.81	49.10	48.82	49.65	60.58	65.65	56.12	59.67	52.49	42.86	34.46	42.75	612.96	2006
	TOTAL	50.81	49.88	48.82	50.27	61.32	68.21	79.70	80.39	72.66	66.74	60.92	56.38	746.10	
2007	S.S.	57.70	47.45	56.47	60.50	56.11	51.21	55.95	63.48	58.72	37.58	34.83	38.61	618.61	2007
	TOTAL	57.70	47.45	57.07	62.31	70.58	73.45	79.42	75.85	64.01	56.28	56.03	48.03	748.18	
2008	S.S.	43.35	45.35	51.55	52.59	40.45	33.03	40.15	47.57	47.24	41.53	21.47	25.41	489.69	2008
	TOTAL	45.68	46.02	52.26	54.79	65.14	66.58	73.09	72.44	65.50	62.56	53.68	49.87	707.61	
2009	S.S.	28.17	37.57	50.95	58.52	48.56	37.47	48.80	40.69	31.99	44.62	53.05	46.55	526.94	2009
	TOTAL	53.00	41.38	50.95	58.52	62.09	63.53	74.01	74.79	64.63	55.64	53.05	47.89	699.48	
2010	S.S.	45.44	40.48	47.48	48.39	56.26	55.29	50.73	44.58	35.05	37.61	36.14	36.45	533.90	2010
	TOTAL	45.44	40.48	48.25	49.01	56.94	64.03	72.69	71.88	67.57	59.32	50.62	46.18	672.41	
2011	S.S.	48.05	43.36	45.17	52.11	53.94	49.27	60.52	55.52	45.40	45.67	46.28	51.87	597.16	2011
	TOTAL	48.05	44.06	45.17	52.87	60.59	60.30	73.49	70.34	64.85	59.82	51.47	51.87	682.88	
2012	S.S.	50.12	48.09	52.60	50.52	60.06	56.53	48.17	41.12	36.72	42.22	48.70	50.88	585.73	2012
	TOTAL	53.66	48.88	52.60	51.18	61.50	67.67	76.12	74.34	66.70	63.65	57.56	50.88	724.74	
2013	S.S.	51.09	47.40	54.72	55.27	63.18	46.01	60.82	72.32	57.73	29.84	26.72	28.61	593.70	2013
	TOTAL	51.09	47.40	54.72	59.54	68.45	73.58	75.82	75.82	65.41	52.40	52.11	54.22	733.61	
2014	S.S.	22.93	16.97	24.90	25.03	19.39	14.40	11.94	0.00	0.76	24.32	13.74	23.81	198.17	2014
	TOTAL	57.62	36.82	34.90	35.04	38.27	41.02	42.82	43.09	37.01	36.37	32.36	33.44	466.76	
2015	S.S.	19.95	16.65	17.16	17.79	16.18	14.14	15.14	17.39	20.36	26.17	23.74	21.23	225.89	2015
	TOTAL	34.72	31.55	37.69	38.47	37.17	40.65	44.65	45.17	42.30	42.22	37.31	35.13	467.02	
2016	S.S.	16.43	9.51	19.84	21.88									67.66	2016
	TOTAL	34.30	36.86	36.55	37.47									145.18	
DIFFERENCE		-0.41	5.31	-1.13	-0.99	-1.10	-0.37	1.83	2.08	5.29	5.85	4.95	1.70	0.25	

4/29/16

CAMBRIA COMMUNITY SERVICES DISTRICT  
WELL WATER LEVELS FOR 4/29/16

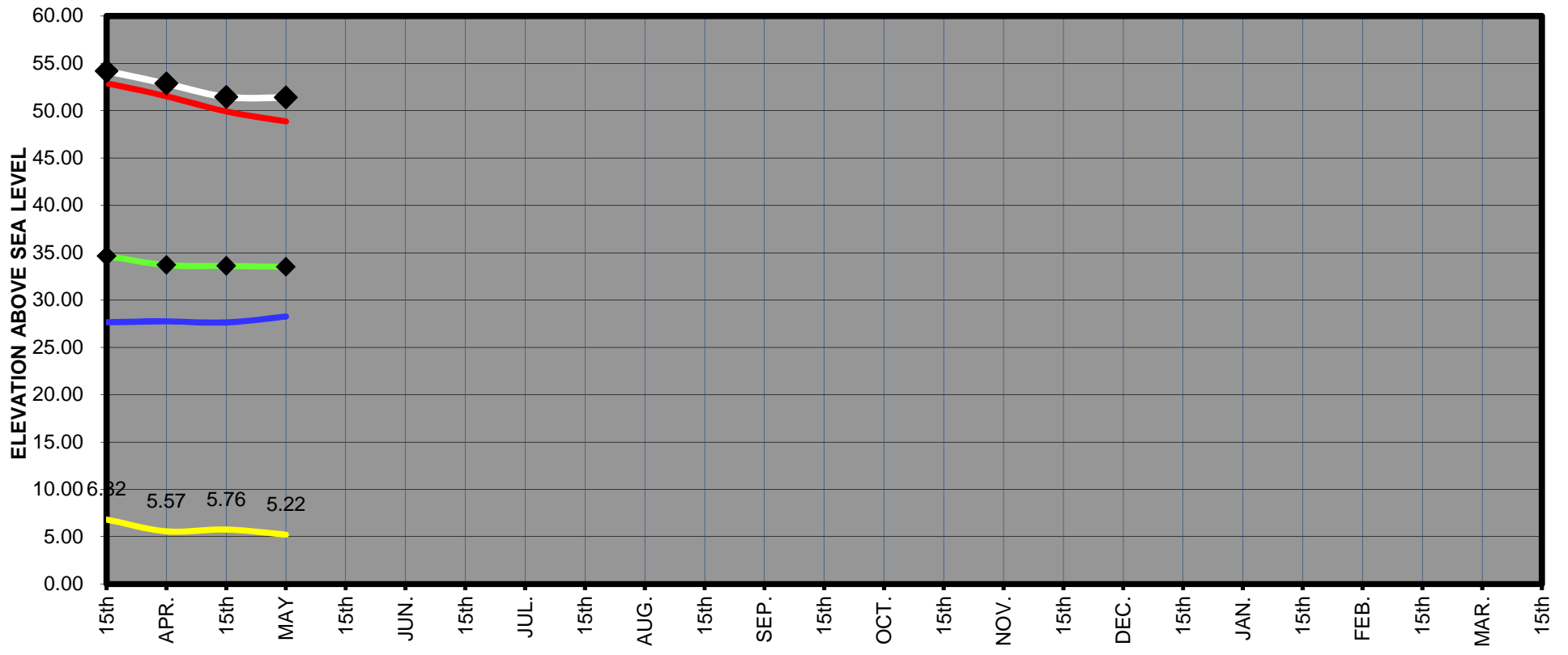
Well Code	Distance Ref. Point to Water Level	Reference Point Distance Above Sea Level	Depth of Water to Sea Level	Remarks
<b>SANTA ROSA CREEK WELLS</b>				
23R	34.55	83.42	48.87	
SR4	30.60	82.00	51.40	
SR3	20.79	54.30	33.51	
SR1	18.14	46.40	28.26	
RP#1	20.45	46.25	25.80	
RP#2		33.11		Not Read
21R3	7.69	12.88	5.19	38080
WBE	11.38	16.87	5.49	
WBW	11.80	17.02	5.22	
AVERAGE LEVEL OF CCSD SANTA ROSA WELLS SR1 & SR3 =				30.89 FEET
CCSD SANTA ROSA WELL SR4 =				51.40 FEET

<b>SAN SIMEON CREEK WELLS</b>				
16D1	7.00	11.36	4.36	
MW4	11.21	15.95	4.74	
MW1	19.13	42.11	22.98	
MW2	18.20	38.10	19.90	
MW3	23.85	49.56	25.71	
9M1	41.44	65.63	24.19	
9P2	9.20	19.11	9.91	
9P7	9.50	20.69	11.19	
9L1	9.59	27.33	17.74	
RIW	10.90	25.41	14.51	
SS4		25.92		SS4 to 9P2 Gradient = - N/A
MIW	10.99	29.89	18.90	
SS3	13.90	33.73	19.83	
SS2	12.93	33.16	20.23	
SS1	12.61	32.37	19.76	
11B1	19.67	105.43	85.76	
11C1	14.65	98.20	83.55	
PFNW		93.22		Not Read
10A1	25.29	78.18	52.89	
10G2	26.40	62.95	36.55	
10G1	24.81	59.55	34.74	
10F2	26.30	66.92	40.62	
10M2	22.92	55.21	32.29	
9J3	16.11	43.45	27.34	
lagoon	19.38			mitigation errosion none
AVERAGE LEVEL OF CCSD SAN SIMEON WELLS SS1,SS2 & SS3 =				19.94 FEET

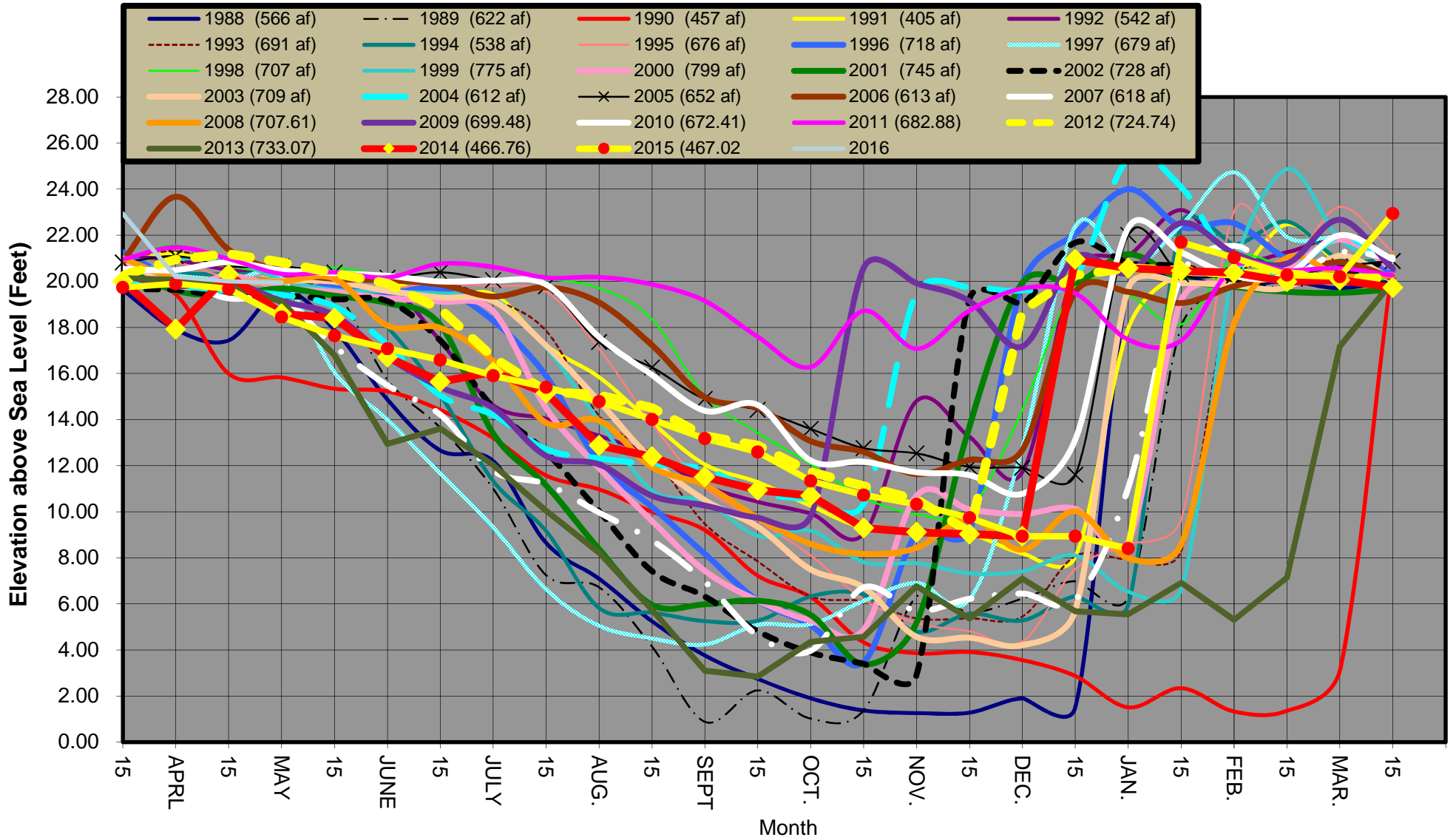
Red Font are the CCSD's Production Wells, as measured on 4/29/16  
Reference point on 16d1,miw1,miw2,miw3,9p7,riw,miw1,ss1,ss2 and ss3 updated 2/17/2015



## SANTA ROSA CREEK WELL LEVELS March 15th, 2016 - Current

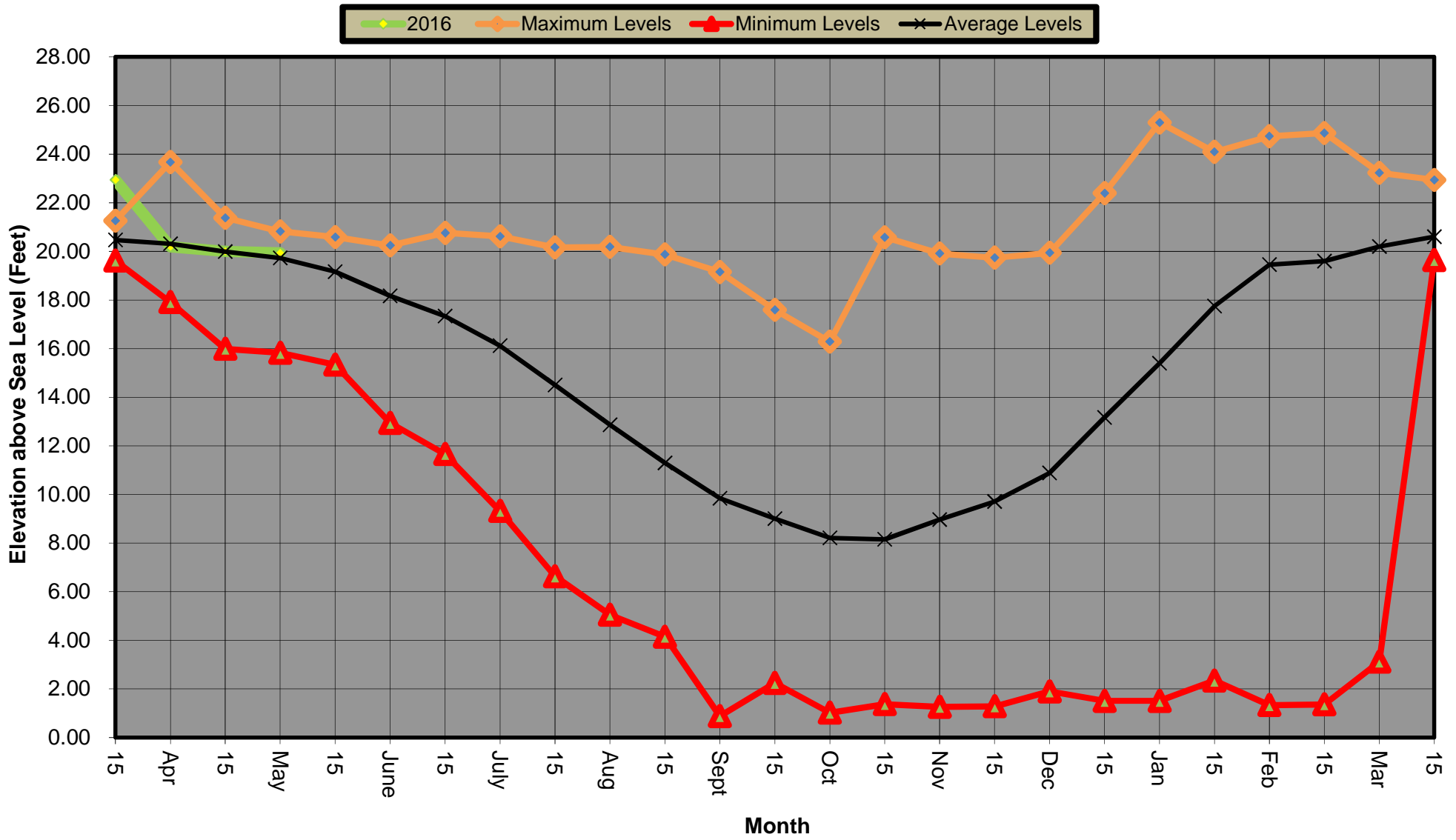


## San Simeon Creek Well Levels 1988 - Current

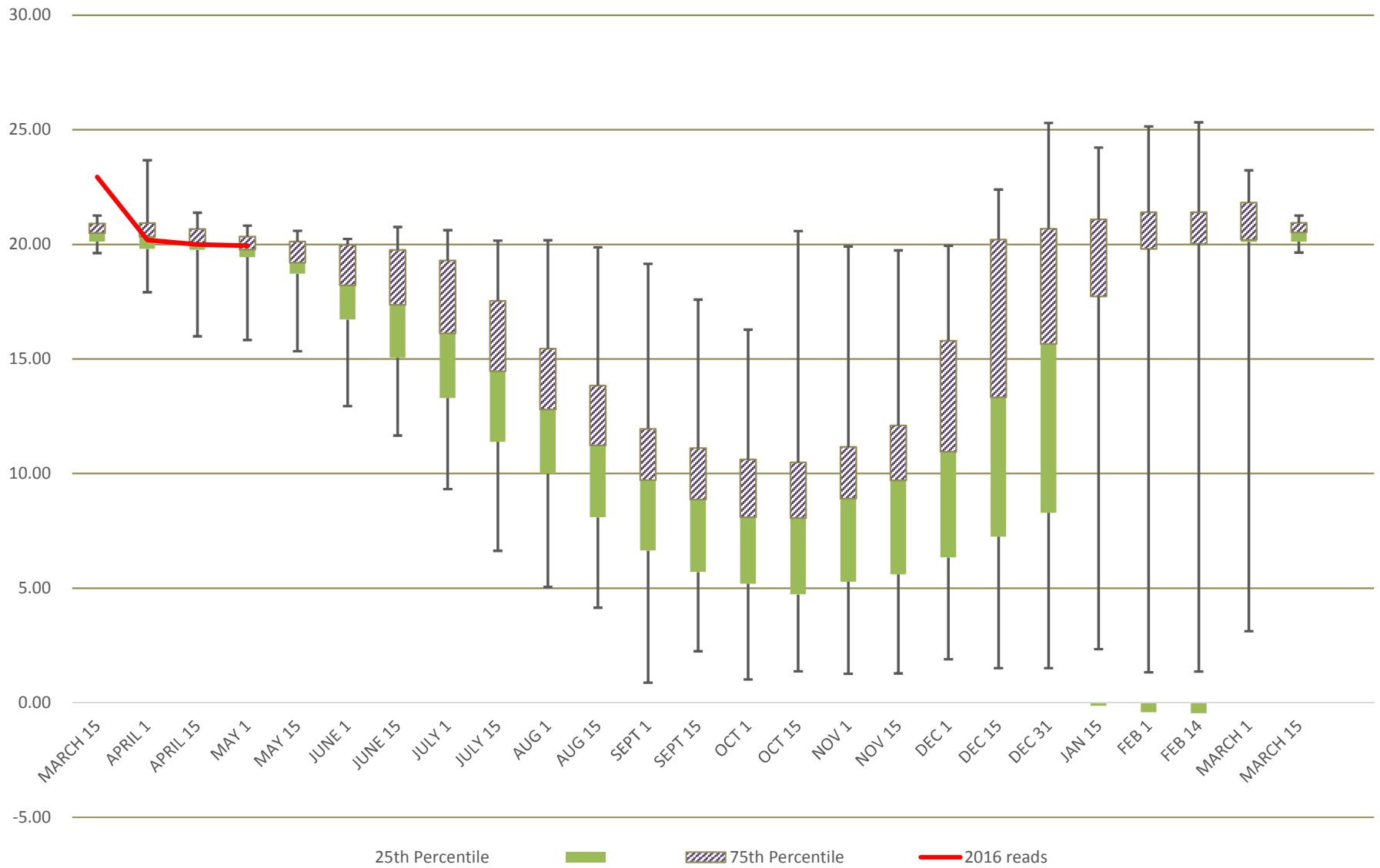




### San Simeon Creek Well Levels Water Year 2016/2017 levels to date and 1988 to Current Min, Max, & Average



**1988 to May 2016 Statistical San Simeon Well Level Summary by Month**  
 showing Minimums, Maximums, 25 % Percentile, 75% Percentile  
 Average Level is the line between the Purple (hatched) and Green (solid) bars





**CAMBRIA COMMUNITY SERVICES DISTRICT  
EXPENDITURE REPORT  
FOR THE MONTH OF APRIL, 2016**

SR 7A Expenditure Report

Vendor Name	Check #	Check Date	Line #	Line Amt	Line Description
CAMBRIA VETERINARY CLINIC	62567	4/27/2016	1	21.78	MQ CUSTOMER REFUND
SAN SIMEON PINES CORP. - IRRRI	62575	4/27/2016	1	64.19	MQ CUSTOMER REFUND
ABALONE COAST ANALYTICAL, INC.	62432	4/8/2016	1	3,835.00	SWF/BSK MONTHLY WELL MONITORING 02/25/16
ABALONE COAST ANALYTICAL, INC.	62432	4/8/2016	1	3,835.00	SWF/BSK WELL MONITORING 03/29/16
ABALONE COAST ANALYTICAL, INC.	62432	4/8/2016	1	11,899.00	SWF/BSK MONTHLY MONITORING WELLS 03/18/16
ABALONE COAST ANALYTICAL, INC.	62432	4/8/2016	1	745.00	SWF/BSK SURFACE IMPOUNDMENT 03/18/16
ABALONE COAST ANALYTICAL, INC.	62432	4/8/2016	1	105.00	WW/TOTAL SUSPENDED SOLIDS 03/14/16
ABALONE COAST ANALYTICAL, INC.	62500	4/15/2016	1	130.00	WW/TOTAL SUSPENDED & DISOLVED SOLIDS
ABALONE COAST ANALYTICAL, INC.	62500	4/15/2016	1	20.00	WW/TOTAL SUSPENDED SOLIDS
ABALONE COAST ANALYTICAL, INC.	62500	4/15/2016	1	65.00	WW/TOTAL SUSPENDED SOLIDS
ABALONE COAST ANALYTICAL, INC.	62526	4/22/2016	1	205.00	SWF/IMPOUNDMENT
ABALONE COAST ANALYTICAL, INC.	62526	4/22/2016	1	230.00	WW/TOTAL SUSPENDED SOLIDS & DISOLVED SOLIDS
ABALONE COAST ANALYTICAL, INC.	62526	4/22/2016	1	260.00	WW/TOTAL SUSPENDED AND TOTAL DISOLVED SOLIDS
ABALONE COAST ANALYTICAL, INC.	62526	4/22/2016	1	65.00	WW/TOTAL SUSPENDED SOLIDS
ABALONE COAST ANALYTICAL, INC.	62526	4/22/2016	1	85.00	WW/TOTAL SUSPENDED SOLIDS
				<u>21,479.00</u>	
ACCURATE MAILING SERVICE	62421	4/5/2016	1	45.00	WD/POSTAGE DEPOSIT REMINDER NOTICES 04/2016
ACCURATE MAILING SERVICE	62421	4/5/2016	2	45.00	WW/POSTAGE DEPOSIT REMINDER NOTICES 04/2016
ACCURATE MAILING SERVICE	62421	4/5/2016	3	5.00	WD/MAILING SERVICES REMINDER NOTICES 04/2016
ACCURATE MAILING SERVICE	62421	4/5/2016	4	5.00	WW/MAILING SERVICES REMINDER NOTICES 04/2016
ACCURATE MAILING SERVICE	62527	4/22/2016	1	(45.00)	WD/POSTAGE DEPOSIT LATE NOTICES 02/16
ACCURATE MAILING SERVICE	62527	4/22/2016	2	(45.00)	WW/POSTAGE DEPOSIT LATE NOTICES 02/16
ACCURATE MAILING SERVICE	62527	4/22/2016	3	62.42	WD/REMAINDER DUE POSTAGE LATE NOTICES 02/16
ACCURATE MAILING SERVICE	62527	4/22/2016	4	62.42	WW/REMAINDER DUE POSTAGE LATE NOTICES 02/16
ACCURATE MAILING SERVICE	62527	4/22/2016	5	(5.00)	WD/MAILING SERVICES LATE NOTICES 02/16
ACCURATE MAILING SERVICE	62527	4/22/2016	6	(5.00)	WW/MAILING SERVICES LATE NOTICES 02/16
ACCURATE MAILING SERVICE	62527	4/22/2016	7	18.56	WD/REMAINDER DUE MAILING LATE NOTICES 02/16
ACCURATE MAILING SERVICE	62527	4/22/2016	8	18.55	WW/REMAINDER DUE MAILING LATE NOTICES 02/16
ACCURATE MAILING SERVICE	62527	4/22/2016	1	(45.00)	WD/PRE-PAY POSTAGE DEPOSIT LATE NOTICES 04/2016
ACCURATE MAILING SERVICE	62527	4/22/2016	2	(45.00)	WW/PRE-PAY POSTAGE DEPOSIT LATE NOTICES 04/2016
ACCURATE MAILING SERVICE	62527	4/22/2016	3	55.91	WD/REMAINDER DUE POSTAGE LATE NOTICES 04/16
ACCURATE MAILING SERVICE	62527	4/22/2016	4	55.91	WW/REMAINDER DUE POSTAGE LATE NOTICES 04/16
ACCURATE MAILING SERVICE	62527	4/22/2016	5	(5.00)	WD/PRE-PAY MAILING SERVICES LATE NOTICES 04/16
ACCURATE MAILING SERVICE	62527	4/22/2016	6	(5.00)	WW/PRE-PAY MAILING SERVICES LATE NOTICES 04/16
ACCURATE MAILING SERVICE	62527	4/22/2016	7	17.78	WD/REMAINDER DUE MAILING LATE NOTICES 04/16
ACCURATE MAILING SERVICE	62527	4/22/2016	8	17.79	WW/REMAINDER DUE MAILING LATE NOTICES 04/16
				<u>209.34</u>	
ADVANTAGE TECH SVCS, INC.	62528	4/22/2016	1	7,113.00	WD/FISCALINI TANK REPLACEMENT PHASE 3 & 4
AGP VIDEO	62433	4/8/2016	1	900.00	ADM/VIDEO PROD DIST & STREAM BOARD MTG 03/24/16
ALDRIDGE DESIGN	62529	4/22/2016	1	52.50	F&R/CAMBRIA TRAILS & PARKS BROCHURE
ALLSTAR INDUSTRIAL SUPPLY	62434	4/8/2016	1	586.77	WW/SERV SAFETY CABINETS SAFETY GLASSES SAFETY VEST
ALPHA ELECTRICAL SERVICE	62411	4/1/2016	1	585.00	WW/INSTALL ACCESS POINT FOR PLANT WIFI
ALPHA ELECTRICAL SERVICE	62411	4/1/2016	1	3,054.31	WW/INSTALLED OFFLINE BATTERY BACKUP FOR ALARM SYS
ALPHA ELECTRICAL SERVICE	62435	4/8/2016	1	644.00	WD/REMOTE ACCESS FOR REMOTE PCS
ALPHA ELECTRICAL SERVICE	62435	4/8/2016	1	1,489.86	WD/INSTALL GENERATOR PUMP BACKUP SYSTEM
ALPHA ELECTRICAL SERVICE	62435	4/8/2016	1	1,678.37	WD/INSTALL LEIMERT FAILSAFE FLOAT SWITCHES
ALPHA ELECTRICAL SERVICE	62435	4/8/2016	1	450.00	WD/INSTALL PINE KNOLLS NEW RADIO MAST
ALPHA ELECTRICAL SERVICE	62530	4/22/2016	1	4,124.50	WD/WRITE SOFTWARE SCADA UPGRADE CONTROL SITE
ALPHA ELECTRICAL SERVICE	62530	4/22/2016	1	3,837.50	WW/LIFT STN B EMERGENCY SOFTWARE INSTALL
ALPHA ELECTRICAL SERVICE	62530	4/22/2016	1	2,007.38	WD/STUART ST REMOTE DISPLAY FOR MOTOR SAVER MODULE

**CAMBRIA COMMUNITY SERVICES DISTRICT  
EXPENDITURE REPORT  
FOR THE MONTH OF APRIL, 2016**

SR 7A Expenditure Report

Vendor Name	Check #	Check Date	Line #	Line Amt	Line Description
ALPHA ELECTRICAL SERVICE	62530	4/22/2016	1	150.00	WD/RESPONSE TO SR4 ALARM ISSUE HIGH/LOW ALARMS
ALPHA ELECTRICAL SERVICE	62530	4/22/2016	1	4,322.25	WD/WRITE SOFTWARE SCADA FISCALINI SCRATCH PAD
ALPHA ELECTRICAL SERVICE	62530	4/22/2016	1	600.00	WD/LEIMERT PRESSURE TRANSDUCER FAILURE
ALPHA ELECTRICAL SERVICE	62581	4/29/2016	1	1,347.65	WW/AB BASIN RELOCATE MOTOR CONTROL BOX FOR PUMPS
ALPHA ELECTRICAL SERVICE	62581	4/29/2016	1	165.00	WW/TROUBLESHOOT FLOW METER RUNNING IN REVERSE
ALPHA ELECTRICAL SERVICE	62581	4/29/2016	1	312.72	WW/TROUBLESHOOT ISSUE GRIT PUMP CONVEYOR
ALPHA ELECTRICAL SERVICE	62581	4/29/2016	1	500.00	WW/LIFT STATION CONTROL SYSTEM MONTHLY RENTAL
				<u>25,268.54</u>	
ALPHA FIRE & SECURITY ALARM CO	62501	4/15/2016	1	135.00	F&R/MONITORING FIRE ALARM SYSTEM VETERAN'S HALL
ALVIN FERRER	62507	4/15/2016	1	437.02	WD/SPECIAL PROJECT RESEARCH DEPOSIT REFUND
AT&T	62436	4/8/2016	1	102.33	WW/ALARM LIFT STATION B4 PHONE SERV THRU 04/24/16
AT&T	62523	4/16/2016	1	299.67	WD/ALARM AT VAN GORDON WELL FIELD APRIL 2016
AT&T/CALNET3	62502	4/15/2016	1	299.67	WD/ALARM AT VAN GORDON WELL FIELD APRIL 2016
				<u>701.67</u>	
BALANCE PUBLIC RELATIONS	62422	4/5/2016	1	2,833.33	WW/CONSULTING SERVICE: GRANT FUNDING 04/2016
BALANCE PUBLIC RELATIONS	62422	4/5/2016	2	2,833.33	WD/CONSULTING SERVICE: GRANT FUNDING 04/2016
BALANCE PUBLIC RELATIONS	62422	4/5/2016	3	2,833.34	SWF/CONSULTING SERVICE: GRANT FUNDING 04/2016
				<u>8,500.00</u>	
BARTLE WELLS ASSOCIATES	62582	4/29/2016	1	3,976.44	WD/WATER & SEWER RATE STUDY DEC 2015 - FEB 2016
BARTLE WELLS ASSOCIATES	62582	4/29/2016	2	3,976.45	WW/WATER & SEWER RATE STUDY DEC 2015 - FEB 2016
				<u>7,952.89</u>	
BAUER COMPRESSORS	62437	4/8/2016	1	61,705.00	FD/MSA G1 CONFIG SCBANFPA 2013 COMPLIANT SCBA
BIG TREE	62583	4/29/2016	1	4,000.00	WW/PULL OUT 6 FALLEN TREES OUT OF RAVINE/HAUL OUT
BOB WRIGHT CONSTRUCTION	62565	4/22/2016	1	320.00	WW/DIG AND INSTALL 1" CHECK VALVE LEFT STATION B
BORAH'S AWARDS	62438	4/8/2016	1	22.34	ADM/ROOM PLATE ENGRAVED
BRENNTAG PACIFIC, INC.	62439	4/8/2016	1	413.23	WD/SODIUM HYPOCHLORITE
BRENNTAG PACIFIC, INC.	62531	4/22/2016	1	(200.00)	WD/DRUM RETURN CREDIT - SEE INVOICE FOR DETAIL
BRENNTAG PACIFIC, INC.	62531	4/22/2016	1	272.94	WD/SODIUM HYPOCHLORITE
BRENNTAG PACIFIC, INC.	62531	4/22/2016	1	981.82	WD/FERRIC CHLORIDE
				<u>1,467.99</u>	
BURTON'S FIRE, INC.	62584	4/29/2016	1	58.36	FD/MAINT & REPAIR
BUSHWHACKER	62440	4/8/2016	1	175.00	WW/MOW WEEDS IN FRONT OF WASTE WATER PLANT
BUSINESSPLANS, INC.	62532	4/22/2016	1	252.00	ADM/MONTHLY HRA PLAN APRIL 2016
CAL WEST RAIN	62533	4/22/2016	1	784.00	WW/SWAP OUT VHS MOTOR + CRANE LABOR
CAL-COAST MACHINERY INC.	62441	4/8/2016	1	8.91	F&R/MAINT & REPAIR
CAMBRIA BUSINESS CENTER	62535	4/22/2016	1	19.00	WW/GROUND SHIPMENT TO BADGER METER INC.
CAMBRIA COMMUN SRVCS DIST	62534	4/22/2016	1	20.00	F&R/REIMB CCSD VETS' HALL A/C FOR DEY DEP REFUNDED
CAMBRIA HARDWARE CENTER	62452	4/8/2016	1	2.46	ADM/HARDWARE SUPPLIES
CAMBRIA HARDWARE CENTER	62452	4/8/2016	1	73.57	F&R/HARDWARE SUPPLIES
CAMBRIA HARDWARE CENTER	62452	4/8/2016	2	203.52	F&R/HARDWARE SUPPLIES



**CAMBRIA COMMUNITY SERVICES DISTRICT  
EXPENDITURE REPORT  
FOR THE MONTH OF APRIL, 2016**

SR 7A Expenditure Report

Vendor Name	Check #	Check Date	Line #	Line Amt	Line Description
CAMBRIA HARDWARE CENTER	62452	4/8/2016	3	27.00	F&R/HARDWARE SUPPLIES
CAMBRIA HARDWARE CENTER	62452	4/8/2016	4	62.82	F&R/HARDWARE SUPPLIES
CAMBRIA HARDWARE CENTER	62542	4/22/2016	1	44.01	WW/HARDWARE SUPPLIES MARCH 2016
CAMBRIA HARDWARE CENTER	62542	4/22/2016	2	40.86	WW/HARDWARE SUPPLIES MARCH 2016
CAMBRIA HARDWARE CENTER	62542	4/22/2016	3	315.97	WW/HARDWARE SUPPLIES MARCH 2016
CAMBRIA HARDWARE CENTER	62542	4/22/2016	1	101.58	FD/HARDWARE SUPPLIES MARCH 2016
CAMBRIA HARDWARE CENTER	62593	4/29/2016	1	100.98	WD/HARWARE SUPPLIES MARCH 2016
CAMBRIA HARDWARE CENTER	62593	4/29/2016	2	27.18	WD/HARWARE SUPPLIES MARCH 2016
CAMBRIA HARDWARE CENTER	62593	4/29/2016	3	40.82	WD/HARWARE SUPPLIES MARCH 2016
CAMBRIA HARDWARE CENTER	62593	4/29/2016	4	144.86	WD/HARWARE SUPPLIES MARCH 2016
				<u>1,185.63</u>	
CAMBRIA VILLAGE SQUARE	62431	4/5/2016	1	3,182.13	ADM/MONTHLY OFFICE LEASE PYMT 1316 TAMSEN 04/2016
CAMBRIA VILLAGE SQUARE	62463	4/8/2016	1	507.32	ADM/MONTHLY COMMON AREA MAINT & INS JAN/FEB 2016
				<u>3,689.45</u>	
CARMEL & NACCASHA LLP	62423	4/5/2016	1	10,000.00	ADM/MONTHLY RETAINER 04/2016
CDM SMITH INC.	62412	4/1/2016	1	5,590.79	SWF/T-5 LONG TERM PERMIT 2/1/16 THRU 2/27/16
CDM SMITH INC.	62412	4/1/2016	1	1,125.38	SWF/T-2 POST CONSTRUCTION STUDIES JANUARY 2016
CDM SMITH INC.	62412	4/1/2016	2	17,094.25	SWF/T-5 LONG TERM PERMIT JANUARY 2016
CDM SMITH INC.	62585	4/29/2016	1	349.82	SWF/TASK-1 PROJECT MANAGEMENT 02/28 - 03/26/16
CDM SMITH INC.	62585	4/29/2016	2	782.04	SWF/TASK-3 ENGINEERING SUPPORT 02/28 - 03/26/16
CDM SMITH INC.	62585	4/29/2016	3	6,025.31	SWF/TASK-5 LONG TERM PERMIT 02/28 - 03/26/16
				<u>30,967.59</u>	
CHARTER COMMUNICATIONS	62413	4/1/2016	1	189.98	FD/MONTHLY INTERNET SERVICE MARCH 2016
CHARTER COMMUNICATIONS	62413	4/1/2016	2	87.99	F&R/MONTHLY INTERNET SERVICE MARCH 2016 VET'S HALL
CHARTER COMMUNICATIONS	62413	4/1/2016	3	185.99	F&R/MONTHLY INTERNET SERVICE MARCH 2016
CHARTER COMMUNICATIONS	62413	4/1/2016	4	279.99	ADM/MONTHLY INTERNET SERVICE MARCH 2016
CHARTER COMMUNICATIONS	62413	4/1/2016	5	100.50	WD/MONTHLY INTERNET SERVICE MARCH 2016
CHARTER COMMUNICATIONS	62413	4/1/2016	6	100.49	WW/MONTHLY INTERNET SERVICE MARCH 2016
CHARTER COMMUNICATIONS	62586	4/29/2016	1	189.98	FD/MONTHLY INTERNET SERVICE APRIL 2016
CHARTER COMMUNICATIONS	62586	4/29/2016	2	89.98	F&R/MONTHLY INTERNET SERVICE APRIL 2016 VET'S HALL
CHARTER COMMUNICATIONS	62586	4/29/2016	3	149.00	F&R/MO INTERNET SERV APRIL 2016 SERV CALL VET'S HL
CHARTER COMMUNICATIONS	62586	4/29/2016	4	185.99	F&R/MONTHLY INTERNET SERVICE APRIL 2016
CHARTER COMMUNICATIONS	62586	4/29/2016	5	279.99	ADM/MONTHLY INTERNET SERVICE APRIL 2016
CHARTER COMMUNICATIONS	62586	4/29/2016	6	100.49	WD/MONTHLY INTERNET SERVICE APRIL 2016
CHARTER COMMUNICATIONS	62586	4/29/2016	7	100.50	WW/MONTHLY INTERNET SERVICE APRIL 2016
				<u>2,040.87</u>	
CHEMDRY	62536	4/22/2016	1	565.00	ADM/DISTRICT OFFICE CARPET CLEANING
CHERYL THAYER	62577	4/27/2016	1	20.37	MQ CUSTOMER REFUND
CHRIS SEABERG	62576	4/27/2016	1	37.34	MQ CUSTOMER REFUND
CLEVELAND, CINDY	62414	4/1/2016	1	8,670.00	WD/BIOLOGICAL MONITORING DEBRIS CLEANUP SS WELL FD
COAST ELECTRONICS/RADIO	62442	4/8/2016	1	68.77	F&R/VGA CONVERTER 6FT VGA CABLE HOD HIDEF 6FT CBL
COAST ELECTRONICS/RADIO	62537	4/22/2016	1	725.63	FD/PRYME SPEAKER MIC - INTERCOM
				<u>794.40</u>	
COASTAL COPY, LP	62538	4/22/2016	1	81.76	ADM/USAGE C3503 3/14/16 -4/13/16
CORBIN WILLITS SYSTEMS	62424	4/5/2016	1	1,224.12	ADM/MONTHLY SUPPORT AGRMT - MOM SOFTWARE 04/2016
CORBIN WILLITS SYSTEMS	62503	4/15/2016	1	390.00	ADM/ONLINE TNG REV BILLS, CHANGE WATER RATES
				<u>1,614.12</u>	

**CAMBRIA COMMUNITY SERVICES DISTRICT  
EXPENDITURE REPORT  
FOR THE MONTH OF APRIL, 2016**

SR 7A Expenditure Report

Vendor Name	Check #	Check Date	Line #	Line Amt	Line Description
COURIER SYSTEMS	62504	4/15/2016	1	14.00	ADM/DELIVERY TO LAND CONSERVANCY
DANIEL HOOVER	62571	4/27/2016	1	100.00	MQ CUSTOMER REFUND
DEPT OF FORESTRY AND FIRE PROT	62559	4/22/2016	1	50,244.74	FD/4TH QUARTER SERVICES 4/1/16 - 6/30/16
DIANA'S CLEANING SERVICES	62505	4/15/2016	1	187.50	WW/MONTLY CLEANING MARCH 2016
DIANA'S CLEANING SERVICES	62505	4/15/2016	2	187.50	WW/MONTLY CLEANING MARCH 2016
				<u>375.00</u>	
ERIC'S EQUIPMENT REPAIR	62539	4/22/2016	1	36.81	FD/PP-1 VALVE CONTROL
ESTHER M ZASADNI	62580	4/27/2016	1	100.00	MQ CUSTOMER REFUND
FARM SUPPLY COMPANY	62587	4/29/2016	1	293.44	F&R/MAINT & REPAIR MILESTONE DYE MARKS IT RED
FENCE FACTORY, THE	62443	4/8/2016	1	52.50	F&R/TEMPORARY FENCE RENTAL 03/27/16 - 04/26/2016
FERGUSON ENTERPRISES, INC #135	62444	4/8/2016	1	174.10	F&R/MAINT & REPAIR
FERGUSON ENTERPRISES, INC #135	62444	4/8/2016	1	2,183.98	WD/MAINT & REPAIR VALVES & HDPE PIPE
FERGUSON ENTERPRISES, INC #135	62588	4/29/2016	1	67.82	F&R/MAINT & REPAIR DUAL FILTER DIAPHRAM KIT
				<u>2,425.90</u>	
FGL ENVIRONMENTAL	62445	4/8/2016	1	90.00	WD/BACTI AND SUPPORT ANALYSIS 03/15/16
FGL ENVIRONMENTAL	62445	4/8/2016	1	20.00	WD/BACTI ANALYSIS 03/01/16
FGL ENVIRONMENTAL	62445	4/8/2016	1	110.00	WD/BACTI AND SUPPORT ANALYSIS 03/01/16
FGL ENVIRONMENTAL	62445	4/8/2016	1	25.00	WD/BACTI ANALYSIS 03/01/16
FGL ENVIRONMENTAL	62445	4/8/2016	1	20.00	WD/BACTI ANALYSIS 03/08/16
FGL ENVIRONMENTAL	62445	4/8/2016	1	90.00	WD/BACTI AND SUPPORT ANALYSIS 03/08/16
FGL ENVIRONMENTAL	62445	4/8/2016	1	20.00	WD/BACTI ANALYSIS 03/15/16
FGL ENVIRONMENTAL	62445	4/8/2016	1	110.00	WD/BACTI & SUPPORT ANALYSIS 03/22/16
FGL ENVIRONMENTAL	62589	4/29/2016	1	90.00	WD/BACTI AND SUPPORT ANALYSIS
FGL ENVIRONMENTAL	62589	4/29/2016	1	228.00	WW/INORGANIC & SUPPORT ANALYSIS
FGL ENVIRONMENTAL	62589	4/29/2016	1	20.00	WD/BACTI ANALYSIS
				<u>823.00</u>	
FIRMA CONSULTANTS, INC.	62446	4/8/2016	1	1,600.00	F&R/FISCALINI RNC ENVIR MONIT PROJ 2/15 - 3/14/16
FIRST BANKCARD	62524	4/16/2016	1	-	F&R/C MENDOZA VISA CHARGES MAR 2016
FIRST BANKCARD	62524	4/16/2016	2	66.76	F&R/WOOD CHIPPER LIGHT CONNECTOR
FIRST BANKCARD	62524	4/16/2016	3	109.35	ADM/AMERICAN FLAG FOR J GRUBERS OFFICE
FIRST BANKCARD	62524	4/16/2016	4	107.99	ADM/CHAIR FOR BOARD MEETING
FIRST BANKCARD	62524	4/16/2016	5	26.48	F&R/DATACOM SPLIT PLATE FOR SOUND/VIDEO EQUIPMENT
FIRST BANKCARD	62524	4/16/2016	6	138.68	F&R/12 VOLT LITHIUM-ION CORDLESS GREASE GUN
FIRST BANKCARD	62524	4/16/2016	7	289.18	F&R/800 TRX SCREWS
FIRST BANKCARD	62524	4/16/2016	1	-	ADM/J GRUBER VISA CHARGES MARCH 2016
FIRST BANKCARD	62524	4/16/2016	2	15.84	ADM/MEETING EXPENSE
FIRST BANKCARD	62524	4/16/2016	3	10.00	ADM/ESCROW PAPERWORK NOTARY SERVICES
FIRST BANKCARD	62524	4/16/2016	4	47.73	ADM/FORD FUSION CARWASH AND GASOLINE
FIRST BANKCARD	62524	4/16/2016	5	180.50	ADM/STAFF LUNCH - MELISSA BLAND LAST DAY
FIRST BANKCARD	62524	4/16/2016	1	-	FD/E TORLANO VISA CHARGES MAR 2016
FIRST BANKCARD	62524	4/16/2016	2	191.89	FD/MOJO VILLAGE BEAN COFFEE
FIRST BANKCARD	62524	4/16/2016	3	443.76	FD/PAINT AND SUPPLIES FOR FIREHOUSE REMODEL
FIRST BANKCARD	62524	4/16/2016	4	126.74	FD/FIREHOUSE REMODEL CREW LUNCH
FIRST BANKCARD	62524	4/16/2016	1	-	ADM/M MADRID VISA CHARGES MAR 2016
FIRST BANKCARD	62524	4/16/2016	2	375.00	ADM/LCW ANNUAL PUBLIC SECTOR EMPLOYMENT LAW
FIRST BANKCARD	62524	4/16/2016	3	27.93	ADM/MEETTING EXPENSE LCW LAW CONFERENCE TRAINING

**CAMBRIA COMMUNITY SERVICES DISTRICT  
EXPENDITURE REPORT  
FOR THE MONTH OF APRIL, 2016**

SR 7A Expenditure Report

Vendor Name	Check #	Check Date	Line #	Line Amt	Line Description
FIRST BANKCARD	62524	4/16/2016	4	50.98	ADM/MEETING EXPENSE LCW LAW CONFERENCE TRAINING
FIRST BANKCARD	62524	4/16/2016	5	1,087.12	ADM/MEETING EXP HYATT HOTEL SAN FRANCISCO LCW TNG
FIRST BANKCARD	62524	4/16/2016	6	1.89	ADM/MEETING EXPENSE LCW LAW CONFERENCE TRAINING
FIRST BANKCARD	62524	4/16/2016	7	30.00	ADM/MEETING EXPENSE LCW LAW CONFERENCE TRAINING
FIRST BANKCARD	62524	4/16/2016	8	7.74	ADM/MEETING EXPENSE LCW LAW CONFERENCE TRAINING
FIRST BANKCARD	62524	4/16/2016	9	100.00	WW/WWATER OPERATOR GRADE II JOB POSTING
FIRST BANKCARD	62524	4/16/2016	10	15.00	ADM/CONFIDENTIAL ADMIN ASST JOB POSTING
FIRST BANKCARD	62524	4/16/2016	1	-	FD/W HOLLINGSWORTH VISA RECEIPTS MAR 2016
FIRST BANKCARD	62524	4/16/2016	2	958.40	FD/FIRE MGMT 2B FISCAL MGMT J GIBSON W HOLLINSWRTH
FIRST BANKCARD	62524	4/16/2016	1	-	FD/JOHN GIBSON VISA CHARGES MAR 2016
FIRST BANKCARD	62524	4/16/2016	2	395.00	FD/JOHN GIBSON FIRE SERV FINAL MGMT COURSE FEE
FIRST BANKCARD	62524	4/16/2016	3	123.20	FD/FIREHOUSE REMODEL LUNCH FOR CRES
FIRST BANKCARD	62524	4/16/2016	4	199.99	FD/FIREHOUSE REMODEL PAINT AND ROLLERS
FIRST BANKCARD	62524	4/16/2016	5	22.99	FD/FIRECHIEF'S HANDBOOK FOR FISCAL MGMT TRAINING
FIRST BANKCARD	62524	4/16/2016	6	29.47	FD/MGMT POLICIES IN LOCAL GOVERNMENT FINANCE
FIRST BANKCARD	62524	4/16/2016	1	-	ADM/R GRESENS VISA CHARGES MAR 2016
FIRST BANKCARD	62524	4/16/2016	2	86.39	ADM/REPLACE DEFECTIVE KEYBOARD
FIRST BANKCARD	62524	4/16/2016	3	7.87	ADM/MEETING EXPENSE
FIRST BANKCARD	62524	4/16/2016	4	14.99	ADM/MONTHLY ADOBE ACROBAT SUBSCRIPTION
				<u>5,288.86</u>	
FLUID RESOURCE MANAGEMENT	62590	4/29/2016	1	14,104.74	WW/INTERIM WWTP OPERATIONS MARCH 2016
FLUID RESOURCE MANAGEMENT	62590	4/29/2016	1	5,511.11	WW/INTERIM WWTP OPERATIONS APRIL 2016
				<u>19,615.85</u>	
FORD MOTOR CREDIT COMPANY LLC	62447	4/8/2016	1	637.09	F&R/FORD 2016 F-250 W/UTILITY BODY
FORD MOTOR CREDIT COMPANY LLC	62525	4/20/2016	1	637.09	F&R/FORD 2016 F-250 W/UTILITY BODY
				<u>1,274.18</u>	
GERBER'S AUTO SERVICE	62416	4/1/2016	1	51.01	WW/PREVENTATIVE MAINT INSPECTION OIL CHANGE
GERBER'S AUTO SERVICE	62416	4/1/2016	1	400.68	WW/REPLACE FRONT AND REAR BRAKES
GERBER'S AUTO SERVICE	62416	4/1/2016	1	44.50	WW/2003 FORD F350 SMOG INSPECTION
GERBER'S AUTO SERVICE	62416	4/1/2016	1	44.50	WW/1999 FORD F150 SMOG INSPECTION
GERBER'S AUTO SERVICE	62416	4/1/2016	1	44.50	WW/1996 FORD RANGER XLT SMOG INSPECTION
GERBER'S AUTO SERVICE	62416	4/1/2016	1	44.50	WW/1996 FORD 150 SMOG INSPECTION
GERBER'S AUTO SERVICE	62416	4/1/2016	1	82.00	WW/1989 GRUMMAN SMOG INSPECTION EVAP SURCHARGE
GERBER'S AUTO SERVICE	62416	4/1/2016	1	44.50	WW/2005 FORD F 150 SMOG INSPECTION
GERBER'S AUTO SERVICE	62449	4/8/2016	1	44.50	FD/DODGE RAM 1500 SMOG INSPECTION
GERBER'S AUTO SERVICE	62449	4/8/2016	1	51.01	F&R/FORD F350SD OIL CHANGE
GERBER'S AUTO SERVICE	62540	4/22/2016	1	75.19	WW/2013 FORD F250 OIL CHANGE
GERBER'S AUTO SERVICE	62540	4/22/2016	1	22.50	WD/2003 FORD 350 SMOG INSPECTION
				<u>949.39</u>	
GIBSON, JOHNATHAN	62592	4/29/2016	1	275.00	FD/FIRE MGMT 2E/ETHICS CHALL LEADERSH 2/20-2/25/16
GIBSON, JOHNATHAN	62592	4/29/2016	1	225.00	FD/FIRE MGMT 2B: FIRE SERV FINAN MGMT 3/27-30/16
				<u>500.00</u>	
GOLD COAST ENVIRONMENTAL	62541	4/22/2016	1	1,643.08	WD/QUARTERLY TUBIDITY METER CALIBRATIONS
GOLD COAST ENVIRONMENTAL	62541	4/22/2016	1	1,000.00	SWF/CALIBRATION OF ABB WATER MASTER
				<u>2,643.08</u>	
GRAINGER	62509	4/15/2016	1	1,843.95	WW/DAVIT PORTABLE CRANE, HAND WINCH AND CABLE
GRAINGER	62509	4/15/2016	1	312.50	WW/MOUNTING BASE, PEDESTAL/SOCKET
				<u>2,156.45</u>	
GRESENS, ROBERT C.	62425	4/5/2016	1	45.00	WD/MONTHLY CELL PHONE REIMBURSEMENT 04/2016
GRUBER, JEROME	62426	4/5/2016	1	45.00	ADM/MONTHLY CELL PHONE REIMBURSEMENT 04/2016

**CAMBRIA COMMUNITY SERVICES DISTRICT  
EXPENDITURE REPORT  
FOR THE MONTH OF APRIL, 2016**

SR 7A Expenditure Report

Vendor Name	Check #	Check Date	Line #	Line Amt	Line Description
H2O INNOVATION USA, INC.	62451	4/8/2016	1	540.00	SWF/FEBRUARY SPMC PACKAGE
H2O INNOVATION USA, INC.	62451	4/8/2016	1	540.00	SWF/MARCH SPMC PACKAGE
				<u>1,080.00</u>	
HILTI, INC.	62510	4/15/2016	1	66.99	WW/PREMIUM FASTENER W/WASHER
HOLLINGSWORTH, BILL	62594	4/29/2016	1	1,286.13	FD/FIRE MGMT 2E: ETHICS CHLG LDRSHIP 2/20-2/25/16
HOLLINGSWORTH, BILL	62594	4/29/2016	1	620.00	FD/FIRE MGMT 2B/FIRE SERV FINAN MGMT 03/27-3/30/16
				<u>1,906.13</u>	
HOME DEPOT CREDIT SERVICE	62453	4/8/2016	1	83.79	F&R/MAINT & REPAIR CPT RUNNER 32 OZ BOTTLES
HOME DEPOT CREDIT SERVICE	62453	4/8/2016	1	40.75	F&R/MAINT & REPAIR EXTERIOR STAIN
				<u>124.54</u>	
ICMA MEMBERSHIP RENEWALS	62543	4/22/2016	1	1,350.00	ADM/ICMA MEMBERSHIP RENEWAL 1/1/16 - 12/31/16
INNOVATIVE CONCEPTS	62427	4/5/2016	1	25.00	ADM/CIS HOSTING & FIRE WEBSITE HOSTING 04/2016
INNOVATIVE CONCEPTS	62427	4/5/2016	2	25.00	FD/CIS HOSTING & FIRE WEBSITE HOSTING 04/2016
				<u>50.00</u>	
J B DEWAR	62417	4/1/2016	1	401.28	FD/190 GALLONS DIESEL
J B DEWAR	62417	4/1/2016	1	496.46	FD/230 GALLONS DIESEL
J B DEWAR	62417	4/1/2016	1	473.55	FD/200 GALLONS DIESEL
J B DEWAR	62417	4/1/2016	1	1,423.52	F&R/200 GALS GASOLINE 200 GALS DIESEL
J B DEWAR	62544	4/22/2016	1	837.65	F&R/200 GALS GASOLINE 133.2 GALS DIESEL
J B DEWAR	62595	4/29/2016	1	1,497.86	FD/290 GALS GASOLINE 345 GALS DIESEL
J B DEWAR	62595	4/29/2016	1	1,083.54	F&R/260 GALS GASOLINE 152 GALS DIESEL
				<u>6,213.86</u>	
JAN HARRIS	62570	4/27/2016	1	33.34	MQ CUSTOMER REFUND
JEFF SMITH PLUMBING	62545	4/22/2016	1	165.00	F&R/REPLACE PRESSURE REGULATOR AMERICAN LEGION BAR
JOHN DEERE FINANCIAL	62428	4/5/2016	1	522.49	F&R/MONTHLY PMT COMPACT UTILITY TRACTOR 04/2016
JUSTIN WANAJRAT	62578	4/27/2016	1	53.20	MQ CUSTOMER REFUND
LIGHTHOUSE LITHO	62454	4/8/2016	1	374.10	F&R/"AREA CLOSED" SIGNS ALUMINUM
LINDA CARDINALE	62568	4/27/2016	1	18.66	MQ CUSTOMER REFUND
LOPEZ, MORTIMER dba	62596	4/29/2016	1	450.00	WW/REPLACE REMOTES AND SERVICE CALL
MADRID, MONIQUE	62429	4/5/2016	1	45.00	ADM/MONTHLY CELL PHONE REIMBURSEMENT 04/2016
MCMASTER-CARR SUPPLY CO	62455	4/8/2016	1	873.74	WW/SEWAGE WATER SUMP PUMP
MCMASTER-CARR SUPPLY CO	62455	4/8/2016	1	440.51	WD/STRUT CHANNEL, MOUNT CLAMP
MCMASTER-CARR SUPPLY CO	62512	4/15/2016	1	345.72	WW/THICKWALL GRAY PVC PIPE FITTINGS
MCMASTER-CARR SUPPLY CO	62546	4/22/2016	1	47.61	WD/STRUT MOUNT METAL ROUTING CLAMP
MCMASTER-CARR SUPPLY CO	62546	4/22/2016	1	48.82	WD/PLASTIC ENGINEER'S RULE, TRIANGULAR
				<u>1,756.40</u>	
MEDSTOP URGENT CARE	62547	4/22/2016	1	2,280.00	FD/PRE EMPLOY PHYSICALS SALAS, BEASLEY MILES HASS
MEDSTOP URGENT CARE	62547	4/22/2016	1	250.00	ADM/PRE EMPLOYMENT PHYSICALS CHELA NORTON
MEDSTOP URGENT CARE	62547	4/22/2016	2	357.00	WW/PRE EMPLOYMENT PHYSICALS JOHN ALLCHIN
				<u>2,887.00</u>	

**CAMBRIA COMMUNITY SERVICES DISTRICT  
EXPENDITURE REPORT  
FOR THE MONTH OF APRIL, 2016**

SR 7A Expenditure Report

Vendor Name	Check #	Check Date	Line #	Line Amt	Line Description
MENDOZA, CARLOS	62430	4/5/2016	1	22.50	F&R/MONTHLY CELL PHONE REIMBURSEMNT 04/2016
MENDOZA, CARLOS	62430	4/5/2016	2	22.50	ADM/MONTHLY CELL PHONE REIMBURSEMNT 04/2016
				45.00	
MICHAEL BAKER INTERNATIONAL	62554	4/22/2016	1	33,829.70	SWF/PROFESSIONAL CONSULT SERVICES 1/1 - 2/28/16
MINER'S ACE HARDWARE	62456	4/8/2016	1	75.52	F&R/MAINT & REPAIR BULBS
MINER'S ACE HARDWARE	62456	4/8/2016	1	118.79	F&R/RANDOM ORBIT SANDER KIT
				194.31	
MCKARNEY, NANCY	62511	4/15/2016	1	665.74	ADM/20' X 4' BANNER NEW LOGO DESIGN FOR OFFICE
NANCY WRIGHT	62579	4/27/2016	1	80.00	MQ CUSTOMER REFUND
NAPA AUTO PARTS	62513	4/15/2016	1	49.32	F&R/MAINT & REPAIR
NAPA AUTO PARTS	62548	4/22/2016	1	22.49	FD/MAINT & REPAIR
NAPA AUTO PARTS	62548	4/22/2016	1	54.72	FD/MAINT & REPAIR BRUSH, JELLY BLADE
NAPA AUTO PARTS	62548	4/22/2016	1	45.73	FD/MAINT & REPAIR WIPER BLADES
NAPA AUTO PARTS	62548	4/22/2016	1	50.18	F&R/MAINT & REPAIR OIL CHANGE SUPPLIES
				222.44	
NATIONAL METER & AUTOMATION	62549	4/22/2016	1	289.37	WD/REPAIR OF ORION CE MOBILE RECEIVER
NORTH COAST TREE SERVICE	62550	4/22/2016	1	2,800.00	SWF/SAN SIMEON CRK RD - CHIP BRUSH & TRIM TREES
PACIFIC GAS & ELECTRIC	62419	4/1/2016	1	66.93	WW/ELEC SVC 900 SAN SIMEON CRK RD MARCH 2016
PACIFIC GAS & ELECTRIC	62419	4/1/2016	1	20.37	ADM/ELEC SVC 1316 TAMSEN #203 MARCH 2016
PACIFIC GAS & ELECTRIC	62458	4/8/2016	1	465.06	SWF/ELEC SVC 900 S SIMEON CRK TR PLANT MAR 2016
PACIFIC GAS & ELECTRIC	62458	4/8/2016	1	22.99	WD/ELEC SVC 9110 CHARING LANE MAR 2016
PACIFIC GAS & ELECTRIC	62458	4/8/2016	2	493.53	WD/ELEC SVC 1320 SAN SIMEON CRK RD MAR 2016
PACIFIC GAS & ELECTRIC	62458	4/8/2016	3	714.07	WD/ELEC SVC 1330 SAN SIMEON CRK RD MAR 2016
PACIFIC GAS & ELECTRIC	62458	4/8/2016	4	1,291.41	WD/ELEC SVC 1340 SAN SIMEON CRK RD MAR 2016
PACIFIC GAS & ELECTRIC	62458	4/8/2016	5	444.91	WD/ELEC SVC 6425 CAMBRIA PINES RD MAR 2016
PACIFIC GAS & ELECTRIC	62458	4/8/2016	6	31.64	WD/ELEC SVC 988 MANOR WAY MAR 2016
PACIFIC GAS & ELECTRIC	62458	4/8/2016	7	1,971.32	WD/ELEC SVC 2031 RODEO GROUND MAR 2016
PACIFIC GAS & ELECTRIC	62458	4/8/2016	8	30.29	WD/ELEC SVC 2499 VILLAGE LANE MAR 2016
PACIFIC GAS & ELECTRIC	62458	4/8/2016	9	523.06	WD/ELEC SVC 1975 STUART ST MAR 2016
PACIFIC GAS & ELECTRIC	62458	4/8/2016	1	1,991.02	WD/ELEC SVC 2820 SANTA ROSA CRK WELL PUMP MAR 2016
PACIFIC GAS & ELECTRIC	62458	4/8/2016	1	1,146.28	SWF/SAN SIMEON EVAP POND USAGE 12/02/15-12/30/15
PACIFIC GAS & ELECTRIC	62458	4/8/2016	2	1,359.27	SWF/SAN SIMEON EVAP POND USAGE 12/31/15-01/28/16
PACIFIC GAS & ELECTRIC	62458	4/8/2016	3	1,401.51	SWF/SAN SIMEON EVAP POND USAGE 01/29/16-03/01/16
PACIFIC GAS & ELECTRIC	62458	4/8/2016	4	1,577.04	SWF/SAN SIMEON EVAP POND USAGE 03/02/16-03/30/16
PACIFIC GAS & ELECTRIC	62458	4/8/2016	5	(459.14)	SWF/SAN SIMEON EVAP POND CORRECT 12/01/15-12/30/16
PACIFIC GAS & ELECTRIC	62458	4/8/2016	6	(542.19)	SWF/SAN SIMEON EVAP POND CORRECT 12/30/15-01/29/16
PACIFIC GAS & ELECTRIC	62458	4/8/2016	7	(2,344.82)	SWF/SAN SIMEON EVAP POND CORRECT 01/29/16-03/01/16
PACIFIC GAS & ELECTRIC	62514	4/15/2016	1	349.32	WW/ELEC SVC LIFT STATION A MAR 2016
PACIFIC GAS & ELECTRIC	62514	4/15/2016	2	150.74	WW/ELEC SVC LIFT STATION 9 MAR 2016
PACIFIC GAS & ELECTRIC	62514	4/15/2016	3	149.02	WW/ELEC SVC LIFT STATION B-2 MAR 2016
PACIFIC GAS & ELECTRIC	62514	4/15/2016	4	287.75	WW/ELEC SVC LIFT STATION A-1 MAR 2016
PACIFIC GAS & ELECTRIC	62514	4/15/2016	5	520.04	WW/ELEC SVC LIFT STATION B MAR 2016
PACIFIC GAS & ELECTRIC	62514	4/15/2016	6	289.14	WW/ELEC SVC LIFT STATION B-3 MAR 2016
PACIFIC GAS & ELECTRIC	62514	4/15/2016	7	441.13	WW/ELEC SVC LIFT STATION B-4 MAR 2016
PACIFIC GAS & ELECTRIC	62514	4/15/2016	8	21.30	WW/ELEC SVC LIFT STN WELL PUMP 9P7 SPRAY FLD 3/16
PACIFIC GAS & ELECTRIC	62514	4/15/2016	9	21.27	WW/ELEC SVC LIFT STATION 8 MAR 2016
PACIFIC GAS & ELECTRIC	62514	4/15/2016	10	12,508.48	WW/ELEC SVC TREATMENT PLANT MAR 2016
PACIFIC GAS & ELECTRIC	62514	4/15/2016	11	18.82	WW/ELEC SVC LIFT STATION 4 MAR 2016
PACIFIC GAS & ELECTRIC	62514	4/15/2016	12	204.99	WW/ELEC SVC LIFT STATION B-1 MAR 2016
PACIFIC GAS & ELECTRIC	62514	4/15/2016	1	41.01	F&R/ELEC SVC WEST VILLAGE RESTROOM MAR 2016

**CAMBRIA COMMUNITY SERVICES DISTRICT  
EXPENDITURE REPORT  
FOR THE MONTH OF APRIL, 2016**

SR 7A Expenditure Report

Vendor Name	Check #	Check Date	Line #	Line Amt	Line Description
PACIFIC GAS & ELECTRIC	62514	4/15/2016	2	16.36	F&R/ELEC SVC EAST VILLAGE RESTROOM MAR 2016
PACIFIC GAS & ELECTRIC	62514	4/15/2016	3	1,281.20	F&R/ELEC SVC STREET LIGHTING MAR 2016
PACIFIC GAS & ELECTRIC	62514	4/15/2016	4	343.12	F&R/ELEC SVC VETERANS' HALL MAR 2016
PACIFIC GAS & ELECTRIC	62514	4/15/2016	5	560.41	FD/ELEC SVC 2850 BURTON DRIVE MAR 2016
PACIFIC GAS & ELECTRIC	62514	4/15/2016	6	22.98	FD/ELEC SVC 2850 BURTON DRIVE MAR 2016
PACIFIC GAS & ELECTRIC	62514	4/15/2016	7	412.97	FD/ELEC SVC 1316 TAMSEN DRIVE MAR 2016
PACIFIC GAS & ELECTRIC	62514	4/15/2016	8	118.13	ADM/ELEC SVC RADIO SHACK MAR 2016
				<u>27,962.73</u>	
PASO PRINTERS	62597	4/29/2016	1	210.60	ADM/500 3-PART PURCHASE ORDER FORMS
PATTY H NUNEZ	62573	4/27/2016	1	50.59	MQ CUSTOMER REFUND
PERS RETIREMENT SYSTEM	62598	4/29/2016	1	3,900.00	ADM/GASB-68 REPORTS AND SCHEDULES
PETTY CASH	62418	4/1/2016	1	17.79	ADM/PETTY CASH REIMBURSEMENT - POSTAGE
PETTY CASH	62457	4/8/2016	1	59.36	ADM/PETTY CASH REIMBURSEMENT BOARD MTG SUPPLIES
PETTY CASH	62457	4/8/2016	2	8.56	ADM/PETTY CASH REIMBURSEMENT KEYS
PETTY CASH	62457	4/8/2016	3	37.75	ADM/PETTY CASH REIMB OVERNIGHT DELIVER FORD MOTOR
				<u>123.46</u>	
PITNEY BOWES CREDIT- PBCC	62515	4/15/2016	1	125.78	ADM/QUARTERLY LEASE MAILING EQUIP 01/01 - 03/31/16
PROCARE JANITORIAL SUPPLY	62551	4/22/2016	1	228.57	F&R/DEPARTMENT OPERATING SUPPLIES
PROCARE JANITORIAL SUPPLY	62551	4/22/2016	1	1,064.55	F&R/DEPARTMENT OPERATING SUPPLIES
PROCARE JANITORIAL SUPPLY	62551	4/22/2016	1	24.61	F&R/DEPARTMENT OPERATING SUPPLIES
PROCARE JANITORIAL SUPPLY	62551	4/22/2016	1	26.12	F&R/DEPARTMENT OPERATING SUPPLIES
PROCARE JANITORIAL SUPPLY	62551	4/22/2016	1	116.32	F&R/SECURITY KEY CABINETS
				<u>1,460.17</u>	
QUILL CORP	62552	4/22/2016	1	93.28	ADM/OFFICE SUPPLIES CREAMERS 5 TAB INDEX
QUILL CORP	62552	4/22/2016	1	8.59	ADM/LENS CLEANING TOWELETTES
QUILL CORP	62552	4/22/2016	1	18.48	ADM/LGL GRAY HANGING FRAMES
QUILL CORP	62552	4/22/2016	1	38.68	ADM/OFFICE SUPPLIES ECO PRINTY STAMPER
QUILL CORP	62552	4/22/2016	1	172.20	ADM/OFFICE SUPPLIES CALCULATOR PAPER WATER
QUILL CORP	62552	4/22/2016	1	19.34	ADM/OFFICE SUPPLIES STADIUM FILE
QUILL CORP	62552	4/22/2016	1	64.49	ADM/OFFICE SUPPLIES CREAMERS MOUSEPAD
QUILL CORP	62552	4/22/2016	1	218.54	ADM/OFFICE SUPPLIES COPY PAPER STORAGE BOXES
QUILL CORP	62552	4/22/2016	1	134.50	ADM/OFFICE SUPPLIES COLOR COPY PAPER PENS
QUILL CORP	62552	4/22/2016	1	58.56	ADM/OFFICE SUPPLIES
QUILL CORP	62552	4/22/2016	1	21.48	ADM/OFFICE SUPPLIES STENO BOOKS
QUILL CORP	62552	4/22/2016	1	870.28	FD/OFFICE SUPPLIES MARKER BOARD PENS,
QUILL CORP	62552	4/22/2016	1	107.49	FD/OFFICE SUPPLIES WIPES
QUILL CORP	62599	4/29/2016	1	53.73	ADM/OFFICE FILES STADIUM FILES
QUILL CORP	62599	4/29/2016	1	11.81	ADM/OFFICE SUPPLIES
QUILL CORP	62599	4/29/2016	1	17.70	ADM/OFFICE SUPPLIES
QUILL CORP	62599	4/29/2016	1	8.58	ADM/OFFICE SUPPLIES
QUILL CORP	62599	4/29/2016	1	96.27	ADM/OFFICE SUPPLIES FOR NEW HIRE FILES
QUILL CORP	62599	4/29/2016	1	7.94	ADM/OFFICE SUPPLIES
QUILL CORP	62599	4/29/2016	1	47.79	ADM/OFFICE SUPPLIES FILING CABINET SUPPLIES
QUILL CORP	62599	4/29/2016	1	70.43	ADM/OFFICE SUPPLIES LASER PAPER
QUILL CORP	62599	4/29/2016	1	5.90	ADM/OFFICE SUPPLIES
				<u>2,146.06</u>	
RAIN FOR RENT	62553	4/22/2016	1	818.40	WD/FRESH WATER TANK REPLACEMENT PARTS
RAQUEL SALAZAR	62574	4/27/2016	1	123.61	MQ CUSTOMER REFUND

**CAMBRIA COMMUNITY SERVICES DISTRICT  
EXPENDITURE REPORT  
FOR THE MONTH OF APRIL, 2016**

SR 7A Expenditure Report

Vendor Name	Check #	Check Date	Line #	Line Amt	Line Description
RETIREE00	62467	4/12/2016	1	420.67	WD/MONTHLY HEALTH INSUR PREMIUM REIMB MAY '16
RETIREE01	62468	4/12/2016	1	991.30	WW/MONTHLY HEALTH INSUR PREMIUM REIMB FOR MAY '16
RETIREE02	62497	4/13/2016	1	668.42	F&R/MO HEALTH INS PREM REIMB FOR MAR & APR 20216
RETIREE02	62498	4/13/2016	1	668.42	F&R/MONTHLY HEALTH INS PREMIUM FOR MAR & APR 2016
RETIREE02	62499	4/13/2016	1	433.14	F&R/MONTHLY HEALTH INSUR PREMIUM REIMB FOR MAY '16
RETIREE05	62469	4/12/2016	1	420.67	WW/MONTHLY HEALTH INSUR PREMIUM REIMB FOR MAY '16
RETIREE06	62470	4/12/2016	1	142.18	WD/MONTHLY HEALTH INSUR PREMIUM REIMB FOR MAY '16
RETIREE07	62471	4/12/2016	1	147.83	WD/MONTHLY HEALTH INSUR PREMIUM REIMB FOR MAY '16
RETIREE08	62472	4/12/2016	1	420.67	WD/MONTHLY HEALTH INSUR PREMIUM REIMB FOR MAY '16
RETIREE09	62473	4/12/2016	1	147.83	ADM/MONTHLY HEALTH INSUR PREMIUM REIMB FOR MAY '16
RETIREE10	62474	4/12/2016	1	147.83	ADM/MONTHLY HEALTH INSUR PREMIUM REIMB FOR MAY '16
RETIREE11	62475	4/12/2016	1	147.83	ADM/MONTHLY HEALTH INS PREMIUM REIMB FOR MAY '16
RETIREE12	62476	4/12/2016	1	1,007.80	WW/MONTHLY HEALTH INSUR PREMIUM REIMB FOR MAY '16
RETIREE13	62477	4/12/2016	1	147.83	FD/MONTHLY HEALTH INSUR PREMIUM REIMB FOR MAY '16
RETIREE14	62478	4/12/2016	1	147.83	F&R/MONTHLY HEALTH INSUR PREM REIMB FOR MAY '16
RETIREE15	62479	4/12/2016	1	142.12	FD/MONTHLY HEALTH INSUR PREMIUM REIMB FOR MAY '16
RETIREE16	62480	4/12/2016	1	409.23	WD/MONTHLY HEALTH INSUR PREMIUM REIMB FOR MAY '16
RETIREE17	62481	4/12/2016	1	409.23	ADM/MONTHLY HEALTH INSUR PREMIUM REIMB FOR MAY '16
RETIREE19	62482	4/12/2016	1	1,007.80	FD/MONTHLY HEALTH INSUR PREMIUM REIMB FOR MAY '16
RETIREE20	62483	4/12/2016	1	147.83	WW/MONTHLY HEALTH INSUR PREMIUM REIMB FOR MAY '16
RETIREE21	62484	4/12/2016	1	142.12	WW/MONTHLY HEALTH INSUR PREMIUM REIMB FOR MAY '16
RETIREE22	62485	4/12/2016	1	395.75	WW/MONTHLY HEALTH INSUR PREMIUM REIMB FOR MAY '16
RETIREE23	62486	4/12/2016	1	409.23	ADM/MONTHLY HEALTH INSUR PREMIUM REIMB FOR MAY '16
RETIREE24	62487	4/12/2016	1	147.83	F&R/MONTHLY HEALTH INSUR PREMIUM REIMB FOR MAY '16
RETIREE26	62488	4/12/2016	1	767.35	ADM/MONTHLY HEALTH INSUR PREMIUM REIMB FOR MAY '16
RETIREE27	62489	4/12/2016	1	991.30	FD/MONTHLY HEALTH INSUR PREMIUM REIMB FOR MAY '16
RETIREE28	62490	4/12/2016	1	420.67	F&R/MONTHLY HEALTH INSUR PREMIUM REIMB FOR MAY '16
RETIREE29	62491	4/12/2016	1	452.77	ADM/MONTHLY HEALTH INSUR PREMIUM REIMB FOR MAY '16
RETIREE30	62492	4/12/2016	1	433.14	WD/MONTHLY HEALTH INSUR PREMIUM REIMB FOR MAY '16
RETIREE31	62493	4/12/2016	1	433.14	ADM/MONTHLY HEALTH INSUR PREMIUM REIMB FOR MAY '16
RETIREE32	62494	4/12/2016	1	991.30	ADM/MONTHLY HEALTH INSUR PREMIUM REIMB FOR MAY '16
RETIREE33	62495	4/12/2016	1	433.14	ADM/MONTHLY HEALTH INSUR PREMIUM REIMB FOR MAY '16
RETIREE34	62496	4/12/2016	1	991.30	FD/MONTHLY HEALTH INSUR PREMIUM REIMB FOR MAY '16
				<u>15,185.50</u>	
RITTERBUSH REPAIR SERVICE	62459	4/8/2016	1	440.00	FD/VARIOUS REPAIRS TO ENGINE 5791
RITTERBUSH REPAIR SERVICE	62555	4/22/2016	1	755.00	FD/MAINT & REPAIR ENGINE 5791 BRAKE REPAIRS
				<u>1,195.00</u>	
ROLFE & BEVERLY GRANATH	62569	4/27/2016	1	23.85	MQ CUSTOMER REFUND
RUTAN & TUCKER, LLP	62556	4/22/2016	1	25,407.56	SWF/LANDWATCH CEQA PETITION LEGAL SERVICES
SETH SUTHERLAND	62600	4/29/2016	1	2,795.00	WD/CSD WATER VALVE - TRAINING MEETING WITH STAFF
SLO COUNTY	62460	4/8/2016	1	904.40	WD/CHARGEABLE REPORT WRITING & CORRESPONDENCE
SLO COUNTY AIR POLLUTION CONTR	62466	4/8/2016	1	392.00	FD/RENEWAL OF EQUIPMENT UNDER PERMIT #1007-1
SLO COUNTY CLERK-RECORDER	62557	4/22/2016	1	15.00	WD/RELEASE OF LIEN 1732 PIERCE LARRY HOLLIS
SOLENIIS LLC	62558	4/22/2016	1	8,369.95	WW/PRAESTOL K 148 L IBC
SOMACH, SIMMONS & DUNN	62517	4/15/2016	1	513.00	SWF/REV PETITION EXTENSIION OF TIME & WATER RIGHTS
STATE WATER RES.CTRL.BRD.	62420	4/1/2016	1	60.00	WD/RENEW DRINKING WATER DIST OPER CERTIFICATE
STEPHANIE SALVI	62516	4/15/2016	1	25.92	ADM/CENTRAL COAST ERC WORKSHOP ARROYO GRANDE

**CAMBRIA COMMUNITY SERVICES DISTRICT  
EXPENDITURE REPORT  
FOR THE MONTH OF APRIL, 2016**

SR 7A Expenditure Report

Vendor Name	Check #	Check Date	Line #	Line Amt	Line Description
STEPHEN/CHERYL KOURTIS	62572	4/27/2016	1	5.81	MQ CUSTOMER REFUND
TECHXPRESS, INC.	62461	4/8/2016	1	3,135.00	ADM/MONTHLY NETGUARD IT SERVICE
TEMPLETON UNIFORMS	62518	4/15/2016	1	217.69	FD/NOMEX SHIRT AND PANTS LEONEL SALAS
TEMPLETON UNIFORMS	62518	4/15/2016	1	324.49	FD/NOMEX SHIRT AND PANTS MICHAEL CASTELLANOS
TEMPLETON UNIFORMS	62518	4/15/2016	1	240.90	FD/NOMEX SHIRT, BELT AND PANTS MILES JOHNS
				<u>783.08</u>	
THE DOCUTEAM	62506	4/15/2016	1	335.15	ADM/DOCUMENT STORAGE 03/01 - 3/31/16 ACCT:0078
THE GAS COMPANY	62415	4/1/2016	1	93.82	F&R/GAS SVC VETERAN'S HALL MARCH 2016
THE GAS COMPANY	62415	4/1/2016	1	56.87	ADM/GS SVC 1316 TAMSEN #201 MARCH 2016
THE GAS COMPANY	62415	4/1/2016	1	45.88	ADM/GAS SVC 1316 TAMSEN #203 MARCH 2016
THE GAS COMPANY	62448	4/8/2016	1	45.86	FD/GAS SVC 5490 HEATH LANE MARCH 2016
THE GAS COMPANY	62448	4/8/2016	1	50.63	WW/GAS SVC 5500 HEATH LANE #B MARCH 2016
THE GAS COMPANY	62448	4/8/2016	1	44.27	WW/GAS SVC 5500 HEATH LANE MARCH 2016
THE GAS COMPANY	62508	4/15/2016	1	140.61	FD/GAS SVC 2850 BURTON DRIVE MAR 2016
THE GAS COMPANY	62591	4/29/2016	1	32.18	ADM/GAS SVC 1316 TAMSEN STE 201 APRIL 22016
THE GAS COMPANY	62591	4/29/2016	1	14.04	ADM/GAS SVC 1316 TAMSEN #203 APRIL 2016
				<u>524.16</u>	
THE TRIBUNE	62560	4/22/2016	1	516.00	ADM/CONFIDENTIAL ADMIN ASSISTANT ADVERTISEMENT
THE TRIBUNE	62560	4/22/2016	2	179.00	F&R/FISCALINI RNCH PUB NOTICE COMMENTS ON PRK PLAN
				<u>695.00</u>	
THOMAS S. GRAY	62450	4/8/2016	1	700.00	SWF/PUBLIC OUTREACH SERVICE MARCH 2016
UNITED RENTALS (NA) INC.	62519	4/15/2016	1	263.38	WW/TANK TRUCK AND STRAINER RENTAL
UNITED RENTALS (NA) INC.	62561	4/22/2016	1	1,771.86	WD/CONES, BARRICADE, GRABBER TUBE CARD DETOUR
UNITED RENTALS (NA) INC.	62561	4/22/2016	1	3,120.94	WW/SUPER VAC ASSIST/HOSES AND MISC FITTINGS
				<u>5,156.18</u>	
USA BLUE BOOK	62462	4/8/2016	1	295.38	WW/HEAVY DUTY RUBBER GRIPS
USA BLUE BOOK	62520	4/15/2016	1	168.73	WW/SETTLEOMETER
USA BLUE BOOK	62520	4/15/2016	1	285.33	WW/DEBRIS GRABBER
USA BLUE BOOK	62520	4/15/2016	1	262.73	WW/CALGAS 58L 100 PPM CO
USA BLUE BOOK	62562	4/22/2016	1	2,577.24	WW/AMT SHREDDER PUMP DISCHARGE AND CORD
USA BLUE BOOK	62562	4/22/2016	1	446.58	WD/MALE ADAPTER
				<u>4,035.99</u>	
VERIZON WIRELESS	62521	4/15/2016	1	34.95	FD/MONTHLY CELL PHONE SERV WATER TENDER MAR 2016
VERIZON WIRELESS	62521	4/15/2016	2	97.97	FD/MONTHLY CELL PHONE SERV ENGINE 5791 MAR 2016
VERIZON WIRELESS	62521	4/15/2016	1	36.29	F&R/MONTHLY ON CALL CELL PHONE SERVICE MAR 2016
VERIZON WIRELESS	62521	4/15/2016	2	67.72	WD/MONTHLY ON CALL CELL PHONE SERVICE MAR 2016
VERIZON WIRELESS	62521	4/15/2016	3	282.84	WW/MONTHLY ON CALL CELL PHONE SERVICE MAR 2016
VERIZON WIRELESS	62521	4/15/2016	4	22.96	ADM/MONTHLY ON CALL CELL PHONE SERVICE MAR 2016
				<u>542.73</u>	
VICTOR BACKHOE, INC.	62563	4/22/2016	1	770.00	WD/FIRE DEPTS SPRINKLER BACKFLOW DEV FAILED/LEAK
VICTOR BACKHOE, INC.	62563	4/22/2016	1	416.41	WD/BACKFLOW DEV - INSTALL REBUILD KIT & TESTING
				<u>1,186.41</u>	
WIERENGA, DAVID	62464	4/8/2016	1	118.75	FD/FOLDING CHAIRS AND TABLES
WINSOR CONSTRUCTION, INC.	62465	4/8/2016	1	75.00	F&R/GREEN WASTE REMOVAL 03/21/16
WINSOR CONSTRUCTION, INC.	62522	4/15/2016	1	330.00	WW/BOOM TRUCK RENTAL REMOVE BLOWER



**CAMBRIA COMMUNITY SERVICES DISTRICT  
EXPENDITURE REPORT  
FOR THE MONTH OF APRIL, 2016**

SR 7A Expenditure Report

Vendor Name	Check #	Check Date	Line #	Line Amt	Line Description
WINSOR CONSTRUCTION, INC.	62564	4/22/2016	1	80.00	F&R/GREEN WASTE DISPOSAL
WINSOR CONSTRUCTION, INC.	62601	4/29/2016	1	230.00	F&R/GREEN WASTE DISPOSAL
				<u>715.00</u>	
YRC FREIGHT	62566	4/22/2016	1	731.00	WW/FUEL AND FREIGHT CHARGE TO DELIVERY NEW BLOWER
	61149	4/20/2016	9000	(101.85)	Ck# 061149 Reversed
	62111	4/13/2016	9000	(631.07)	Ck# 062111 Reversed
	62497	4/13/2016	9000	(668.42)	Ck# 062497 Reversed
	62502	4/16/2016	9000	(299.67)	Ck# 062502 Reversed
					<u>Accounts Payable Vt 454,499.13</u>
AFLAC (AMER FAM LIFE INS)	4570	4/8/2016	1	134.94	VOLUNTARY INS-PRETAX
AFLAC (AMER FAM LIFE INS)	4570	4/8/2016	1	13.44	VOLUNTARY INS-PRETAX
AFLAC (AMER FAM LIFE INS)	4585	4/22/2016	1	134.94	VOLUNTARY INS-PRETAX
AFLAC (AMER FAM LIFE INS)	4585	4/22/2016	1	13.44	VOLUNTARY INS-PRETAX
				<u>296.76</u>	
AMERITAS	4594	4/30/2016	1	3,037.22	DENTAL INSURANCE-YER
AMERITAS	4594	4/30/2016	2	0.11	DENTAL INSURANCE-YER
AMERITAS	4594	4/30/2016	1	363.02	DENTAL INSURANCE-YER
				<u>3,400.35</u>	
CAMBRIA COMMUNITY SERVICES DISTRICT	4571	4/8/2016	1	900.00	MEDICAL REIMBURSEMNT
CAMBRIA COMMUNITY SERVICES DISTRICT	4571	4/8/2016	2	250.00	MEDICAL REIMBURSEMNT
CAMBRIA COMMUNITY SERVICES DISTRICT	4571	4/8/2016	3	100.00	MEDICAL REIMBURSEMNT
CAMBRIA COMMUNITY SERVICES DISTRICT	4571	4/8/2016	4	250.00	MEDICAL REIMBURSEMNT
CAMBRIA COMMUNITY SERVICES DISTRICT	4571	4/8/2016	5	150.00	MEDICAL REIMBURSEMNT
CAMBRIA COMMUNITY SERVICES DISTRICT	4571	4/8/2016	6	250.00	MEDICAL REIMBURSEMNT
CAMBRIA COMMUNITY SERVICES DISTRICT	4586	4/22/2016	1	900.00	MEDICAL REIMBURSEMNT
CAMBRIA COMMUNITY SERVICES DISTRICT	4586	4/22/2016	2	250.00	MEDICAL REIMBURSEMNT
CAMBRIA COMMUNITY SERVICES DISTRICT	4586	4/22/2016	3	100.00	MEDICAL REIMBURSEMNT
CAMBRIA COMMUNITY SERVICES DISTRICT	4586	4/22/2016	4	250.00	MEDICAL REIMBURSEMNT
CAMBRIA COMMUNITY SERVICES DISTRICT	4586	4/22/2016	5	150.00	MEDICAL REIMBURSEMNT
CAMBRIA COMMUNITY SERVICES DISTRICT	4586	4/22/2016	6	250.00	MEDICAL REIMBURSEMNT
				<u>3,800.00</u>	
CAMBRIA FIRE FIGHTERS LOCAL 46	4574	4/8/2016	1	240.00	DUES-FIRE IAFF
CAMBRIA FIRE FIGHTERS LOCAL 46	4588	4/22/2016	1	360.00	DUES-FIRE IAFF
				<u>600.00</u>	
CAMBRIA FIREFIGHTERS ASSN	4573	4/8/2016	1	136.27	RESERVE FIREFTR DUES
EMPLOYMENT DEVELOPMENT DP	4572	4/8/2016	1	3,427.72	STATE INCOME TAX
EMPLOYMENT DEVELOPMENT DP	4572	4/8/2016	1	813.22	STATE INCOME TAX
EMPLOYMENT DEVELOPMENT DP	4587	4/22/2016	1	2,826.86	STATE INCOME TAX
EMPLOYMENT DEVELOPMENT DP	4587	4/22/2016	1	725.19	STATE INCOME TAX
				<u>7,792.99</u>	
H.O.B.-DIRECT DEPOSIT	4575	4/8/2016	1	2,975.00	Direct Deposit Flat
H.O.B.-DIRECT DEPOSIT	4575	4/8/2016	1	53,580.77	Direct Deposit Flat
H.O.B.-DIRECT DEPOSIT	4589	4/22/2016	1	2,975.00	Direct Deposit Flat
H.O.B.-DIRECT DEPOSIT	4589	4/22/2016	1	46,822.57	Direct Deposit Flat
				<u>106,353.34</u>	

**CAMBRIA COMMUNITY SERVICES DISTRICT  
EXPENDITURE REPORT  
FOR THE MONTH OF APRIL, 2016**

SR 7A Expenditure Report

Vendor Name	Check #	Check Date	Line #	Line Amt	Line Description
ICMA-VNTGPT TRSFR AGT 457	4577	4/8/2016	1	1,773.33	457 DEFERRED COMP
ICMA-VNTGPT TRSFR AGT 457	4577	4/8/2016	1	809.25	457 DEFERRED COMP
ICMA-VNTGPT TRSFR AGT 457	4591	4/22/2016	1	1,773.33	457 DEFERRED COMP
ICMA-VNTGPT TRSFR AGT 457	4591	4/22/2016	1	<u>809.25</u>	457 DEFERRED COMP
				5,165.16	
IRS/FEDERAL PARYOLL TAXES	4576	4/8/2016	1	10,802.41	FEDERAL INCOME TAX
IRS/FEDERAL PARYOLL TAXES	4576	4/8/2016	1	11,297.74	FEDERAL INCOME TAX
IRS/FEDERAL PARYOLL TAXES	4576	4/8/2016	1	2,642.20	FEDERAL INCOME TAX
IRS/FEDERAL PARYOLL TAXES	4590	4/22/2016	1	9,213.58	FEDERAL INCOME TAX
IRS/FEDERAL PARYOLL TAXES	4590	4/22/2016	1	10,121.96	FEDERAL INCOME TAX
IRS/FEDERAL PARYOLL TAXES	4590	4/22/2016	1	<u>2,367.24</u>	FEDERAL INCOME TAX
				46,445.13	
LINCOLN FINANCIAL GROUP	4595	4/30/2016	1	202.56	LIFE INSURANCE
LINCOLN FINANCIAL GROUP	4595	4/30/2016	2	<u>20.83</u>	LIFE INSURANCE
				223.39	
PERS HEALTH BENEFIT SERV	4597	4/30/2016	1	29,608.32	MEDICAL INSURANC-YER
PERS HEALTH BENEFIT SERV	4597	4/30/2016	2	(78.26)	MEDICAL INSURANC-YER
PERS HEALTH BENEFIT SERV	4597	4/30/2016	3	625.00	MEDICAL INSURANC-YER
PERS HEALTH BENEFIT SERV	4597	4/30/2016	4	875.00	MEDICAL INSURANC-YER
PERS HEALTH BENEFIT SERV	4597	4/30/2016	5	1,625.00	MEDICAL INSURANC-YER
PERS HEALTH BENEFIT SERV	4597	4/30/2016	6	750.00	MEDICAL INSURANC-YER
PERS HEALTH BENEFIT SERV	4597	4/30/2016	7	750.00	MEDICAL INSURANC-YER
PERS HEALTH BENEFIT SERV	4597	4/30/2016	8	119.80	MEDICAL INSURANC-YER
PERS HEALTH BENEFIT SERV	4597	4/30/2016	9	76.11	MEDICAL INSURANC-YER
PERS HEALTH BENEFIT SERV	4597	4/30/2016	1	<u>5,706.12</u>	MEDICAL INSURANC-YER
				40,057.09	
PERS RETIREMENT SYSTEM	4578	4/8/2016	1	(0.02)	PERS PAYROLL REMITTANCE
PERS RETIREMENT SYSTEM	4578	4/8/2016	2	15,865.99	PERS PAYROLL REMITTANCE
PERS RETIREMENT SYSTEM	4592	4/22/2016	1	(0.01)	PERS PAYROLL REMITTANCE
PERS RETIREMENT SYSTEM	4592	4/22/2016	2	14,989.86	PERS PAYROLL REMITTANCE
PERS RETIREMENT SYSTEM	4592	4/22/2016	3	0.01	PERS PAYROLL REMITTANCE
PERS RETIREMENT SYSTEM	4596	4/30/2016	1	8,790.07	UNFUNDED ACCRUED LIABILTY
PERS RETIREMENT SYSTEM	4596	4/30/2016	2	2,947.71	UNFUNDED ACCRUED LIABILTY
PERS RETIREMENT SYSTEM	4596	4/30/2016	3	7,496.68	UNFUNDED ACCRUED LIABILTY
PERS RETIREMENT SYSTEM	4596	4/30/2016	4	6,234.54	UNFUNDED ACCRUED LIABILTY
PERS RETIREMENT SYSTEM	4596	4/30/2016	5	<u>2,800.00</u>	UNFUNDED ACCRUED LIABILTY
				59,124.83	
SEIU LOCAL 620	4579	4/8/2016	1	357.68	SEIU UNION DUES
SEIU LOCAL 620	4593	4/22/2016	1	<u>392.60</u>	SEIU UNION DUES
				750.28	

**Payroll Payable Ver** 274,145.59

**TOTAL DISBURSEMENT** 728,644.72

**CAMBRIA COMMUNITY SERVICES DISTRICT**  
**BOARD OF DIRECTORS SPECIAL MEETING MINUTES**  
Friday, February 12, 2016 9:00 AM

**1. OPENING**

**A. Call to Order**

President Robinette called the meeting to order at 9:04 a.m.

**B. Pledge of Allegiance**

President Robinette led the Pledge of Allegiance.

**C. Establishment of Quorum**

Directors present: President Robinette, Vice President Thompson, Director Bahringer, Director Rice and Director Sanders.

Staff Present: General Manager, Jerry Gruber, District Counsel, Timothy Carmel, Administrative Services Officer/District Clerk, Monique Madrid, District Engineer, Bob Gresens, and Finance Manager, Patrick O'Reilly.

**2. PUBLIC COMMENT**

None.

**3. HEARINGS AND APPEALS**

**A. CONTINUED PUBLIC HEARING IN ACCORDANCE WITH THE REQUIREMENTS OF PROPOSITION 218 ON THE PROPOSED INCREASES TO WATER AND SEWER RATES AND CONSIDERATION OF ADOPTION OF RESOLUTION 01-2016**

President Robinette opened the public hearing and asked District Counsel to review the procedure.

District Counsel introduced the item and provided a brief explanation of the protest process. It was noted that all mail boxes were checked prior to the hearing.

The Protests were provided to the Protest Official, Assistant County Clerk-Recorder Elaina Cano, for a preliminary count of the protests while the public hearing was being held.

Alex Handlers provided a long presentation of the proposed water and sewer rate structures.

Public Comment:  
Douglas King  
Lisa Tanzman

President Robinette asked for any remaining protests to be turned in and closed the public hearing at 9:49 a.m.

The Protest Official announced the final count of the protests received by the end of the public hearing was a total of 1,219.

Director Bahringer moved to Adopt Resolution 01-2016 Approving the Proposed Increases to Water and Sewer Rates.

Director Sanders seconded the motion.

Roll Call Vote:  
Director Bahringer-Aye  
Director Sanders-Aye  
Director Rice-Aye

Vice President Thompson-Aye  
President Robinette-Aye

**Motion Passed Unanimously, 5-Ayes, 0-Nos, 0-Absent**

Director Bahringer suggested we conduct a survey of protestors.

**4. REGULAR BUSINESS**

**A. Discussion and Consideration to Adopt the Recommendations of the Ad Hoc Committee to Evaluate Fire Prevention and Response Service Options.**

General Manager Jerry Gruber introduced the item and turned it over to the Ad Hoc Committee member, Vice President Thompson, who provided a brief presentation of the Committee's report.

Public Comment:

Jerry Wood read a letter from William Knoop  
Kristi Jenkins  
Joseph Gibson  
Bob Putney  
William Hollingsworth

Director Bahringer suggested focusing on Reserves and developing efficiencies and doesn't support recommendation number 3.

Director Rice moved to adopt recommendations 1, 2, 4, 5, and 6 of the Ad Hoc Committee's Evaluation of the Fire Prevention and Response Service Options, excluding recommendation number 3.

Director Bahringer seconded the motion.

Roll Call Vote:

Director Rice -Aye  
Director Bahringer -Aye  
Director Sanders-Aye  
Vice President Thompson-Aye  
President Robinette-Aye

**Motion Passed Unanimously, 5-Ayes, 0-Nos, 0-Absent**

**B. Discussion and Consideration to Authorize General Manager to Execute an Agreement with Bob Murray and Associates to Conduct an Executive Recruitment for a Fire Chief**

District Counsel introduced the item and provided a brief overview.

Public Comment:

Jerry Wood  
Bob Putney  
Daun Putney

Director Sanders moved that the General Manager be directed to initiate a recruitment process for the new Fire Chief, and that it be handled in-house and to report back if he needs assistance in this regard and that the ad hoc committee be involved in the process.

The motion was withdrawn.

**C.** Discussion and Consideration to Appoint a Delegate to Vote on Behalf of the CCSD for the LAFCO Special District Representative at the Annual California Special District Association Meeting and to Choose a Candidate to Support

General Manager Jerry Gruber introduced the item and provided a brief overview of the recommendation asking the Board to select a candidate to support and to appoint a delegate to vote on behalf of the CCSD Board of Directors.

President Robinette asked Director Rice to serve as the Official for the CCSD and attend the CSDA Annual Meeting and cast the CCSD vote.

Director Rice moved to select Robert Enns as the candidate of choice for the CCSD and Allen Fields as the alternate candidate, if appropriate, and authorize Director Rice to vote accordingly.

President Robinette seconded the motion.

Roll Call Vote:

Director Rice-Aye

President Robinette-Aye

Director Bahringer-Aye

Director Sanders-Aye

Vice President Thompson-Aye

**Motion passed unanimously, 5-Ayes, 0-Nos, 0-Absent**

**5. ADJOURN**

President Robinette adjourned the meeting at 11:29 a.m.

**CAMBRIA COMMUNITY SERVICES DISTRICT**  
**BOARD OF DIRECTORS SPECIAL MEETING MINUTES**  
Thursday, March 3, 2016: 12:30 PM

**1. OPENING**

**A. Call to Order**

President Robinette called the meeting to order at 12:31 p.m.

**B. Pledge of Allegiance**

President Robinette led the Pledge of Allegiance

**C. Establishment of Quorum**

Board of Directors present: President Robinette, Vice President Thompson, Director Bahringer, Director Rice, and Director Sanders.

Staff present: General Manager, Jerry Gruber and Administrative Services Officer/District Clerk, Monique Madrid.

**2. PUBLIC COMMENT**

None

**3. REGULAR BUSINESS**

**A. Discussion and Consideration of Adoption of Resolution 06-2016 Changing the Time of the March 24, 2016 Board of Directors Regular Meeting from 12:30 p.m. to 6:00 p.m.**

General Manager Jerry Gruber introduced the item and provided a brief overview requesting the Board move the meeting scheduled for March 24, 2016 from 12:30 p.m. to 6:00 p.m.

Public Comment:  
Tina Dickason  
Christina Tobin

Director Rice moved to adopt Resolution 06-2016, changing the time of the March 24, 2016 Board of Directors regular meeting from 12:30 p.m. to 6:00 p.m.

Gregory Sanders seconded the motion.

Roll Call Vote:  
Director Rice-Aye  
Director Sanders-Aye  
Director Bahringer-Aye  
Vice President Thompson-Aye  
President Robinette-Aye

**Motion Passed Unanimously, 5-Ayes, 0-Nays, 0- Absent**

**4. ADJOURN**

President Robinette adjourned the meeting at 12:55 p.m.

**CAMBRIA COMMUNITY SERVICES DISTRICT**  
**BOARD OF DIRECTORS SPECIAL MEETING MINUTES**  
Friday, April 8, 2016 10:00 AM

**1. OPENING**

**A. Call to Order**

President Robinette called the meeting to order at 10:01 a.m.

**B. Pledge of Allegiance**

President Robinette led the Pledge of Allegiance.

**C. Establishment of Quorum**

Board of Directors present: President Robinette, Vice President Thompson, Director Bahringer, Director Rice, and Director Sanders.

Staff present: District Counsel Timothy Carmel, and Administrative Services Officer/District Clerk Monique Madrid.

**2. PUBLIC COMMENT**

None.

**3. REGULAR BUSINESS**

**A. Discussion and Consideration of the Responsibilities of the BRP Citizens' Committee and Appointment of Committee Members**

District Counsel introduced the item and gave a brief overview, advising that this meeting is set to allow the Directors to appoint Committee Members and to identify the tasks for which the Committee will be responsible. Staff feels that SLO County needs to be involved and the County has agreed to provide a staff member to assist the Committee.

**Public Comment:**  
**None**

Vice President Thompson suggested that alternates also be appointed at the next meeting in the event the appointees are not able to attend.

Director Bahringer moved to appoint the primary Members of the Committee and direct the appointees to empanel an Alternate as recommended at their first meeting.

Director Sanders seconded the motion.

**Roll Call Vote:**

Director Bahringer-Aye

Director Sanders-Aye

Director Rice-Aye

Vice President Thompson-Aye

President Robinette-Aye

**Motion Passed Unanimously, 5- Ayes, 0-Nays, 0-Absent**

Directors' Nominees:

Director Sanders: Crosby Swartz  
Vice President Thompson: Mel McCulloch  
President Robinette: Mark Rochefort  
Director Bahringer: Ted Seigler  
Director Rice: Alison Groves

Director Rice moved to approve the Nominees of each Board Member.  
Director Bahringer seconded the motion.

**Roll Call Vote:**

Director Rice-Aye  
Director Bahringer-Aye  
Director Sanders-Aye  
Vice President Thompson-Aye  
President Robinette-Aye

**Motion passed unanimously- 5-Ayes, 0-Nays, 0-Absent**

Director Sanders suggested a discussion of the scope of work be held by the Directors.

A discussion followed and consensus was reached regarding the scope of work for the Committee with the following suggestions:

1. Financing.
2. Seek ways to reduce the cost, taking into account Special Project Areas 1 & 2.
3. Identify what is a building site.
4. Long term maintenance commitments and costs and level of maintenance necessary.
5. Length of the Committee and number of meetings required to prepare their recommendations to the Board of Directors, possibly 60-90 days.
6. Clear end result received from the Committee, advisory in nature. Two questions. Will the BRP meet the mitigation measures of the EIR and fulfill the needs of the CCSD? What are the funding possibilities in priority order?
7. Adequate staffing: provide funding to hire someone to take minutes and provide other clerical tasks.
8. Possibly Michael Baker Intl. may need additional funding to attend meetings and provide some technical information and assistance. Ask the General Manager bring a recommendation back to the next agenda.
9. Record the meetings.
10. Identify how many buildable sites are there now.
11. Ask the Land Conservancy be invited to attend meetings.

**Public Comment:**

Crosby Swartz

4. **ADJOURN:** President Robinette adjourned the meeting at 11:00 a.m.



**CAMBRIA COMMUNITY SERVICES DISTRICT**  
**BOARD OF DIRECTORS REGULAR MEETING MINUTES**  
Thursday, March 24, 2016 6:00 PM

**1. OPENING**

**A. Call to Order**

President Robinette called the meeting to order at 6:02 p.m.

**B. Pledge of Allegiance**

President Robinette led the Pledge of Allegiance.

**C. Establishment of Quorum**

Board Members present: President Robinette, Vice President Michael Thompson, Director Jim Bahringer, and Director Greg Sanders. Director Amanda Rice arrived at 6:12 p.m.

Staff present: General Manager, Jerry Gruber, District Counsel, Timothy Carmel, Administrative Services Officer/District Clerk, Monique Madrid, District Engineer Bob Gresens, and Finance Manager, Patrick O'Reilly.

**D. Report from Closed Session**

District Counsel stated there was nothing to report related to the closed sessions held on February 18, 2016 and March 24, 2016.

Public Comment:  
Tina Dickason

**2. SPECIAL REPORTS**

**A. Sheriff's Department Report**

Sheriff's representative, Canine Deputy Franklin, was present and provided an update of the Sheriff's Department activities.

**B. Cambria Community Services District Fire Department Report by Battalion Chief Eric Shalhoob**

Cal Fire Battalion Chief Eric Shalhoob was present and provided an update of Cambria CSD Fire Department activities.

**3. ACKNOWLEDGEMENTS AND PRESENTATIONS**

**A. President Robinette to present a Proclamation to the Historical Society**

This item was pulled and moved to the April 28, 2016 meeting.

**B. President Robinette to present a Proclamation to Rudy and Michelle Rodriguez acknowledging their contributions to the Community of Cambria**

President Robinette presented a Proclamation to Rudy and Michelle Rodriguez recognizing their long time service to the Cambria Community.

- C. Parks, Recreation and Open Space (PROS) Commissioner and Friends of the Fiscalini Ranch (FHFRP) Preserve Board Member Adolf Atencio to Provide a Trails Presentation to the Board of Directors

PROS Commissioner and FHFRP Board Member, Adolf Atencio, presented an update on trails on the Fiscalini Ranch Preserve to the Board.

- D. Presentation from Balance Public Relations Senator Dean Florez, Ret.

General Manager, Jerry Gruber, presented the current report on behalf of Balance Public Relations, Senator Dean Florez, Ret.

Public Comment:  
Tina Dickason

- E. Oath of Office for Three SAFER Firefighters; Benjamin Shank, Michael Castellanos, and Ian Van Weerden Poelman

District Clerk Monique Madrid gave the Oath of Office to Benjamin Shank and Michael Castellanos. Ian Van Weerden Poelman was unable to attend.

#### 4. **AGENDA REVIEW: ADDITIONS/DELETIONS AND PULLED CONSENT ITEMS**

Director Rice stated she will have a comment on item 7B.

#### 5. **PUBLIC COMMENT**

Christina Tobin  
Tina Dickason  
Aimee Wyatt  
J Josh Cholachez

#### 6. **MANAGER'S AND BOARD REPORTS (Estimated time 15 Minutes total)**

##### A. **Manager's Report**

##### i. **General Manager's Report**

General Manager, Jerry Gruber, gave a brief presentation of the Manager's Report.

District Engineer, Bob Gresens, gave a brief presentation on key activities under his supervision.

Finance Manager, Patrick O'Reilly, gave a brief presentation related to finances.

Public Comment:  
Jerry McKinnon

##### B. **Ad Hoc Committee Reports and Other Related Board Member Reports (Committee Meetings and Board authorized meetings attended)**

Director Bahringer reported that he participated in an Ad Hoc Committee meeting for Wastewater and he also attended the NCAC meeting.

President Robinette reported she attended a meeting with the new State Parks Superintendent and the Fire Ad Hoc Committee meeting. She advised of ongoing meetings with the EIR Committee and regular permit work, which includes Director Sanders. She also attended the Fire Focus meeting, as well as the tour of the Sustainable Water Facility with ACWA President Kathy Tieg and the Chamber Mixers.

## **7. CONSENT AGENDA**

- A. Consideration to Approve the Expenditure Report for February 2016
- B. Consideration to Approve the Minutes from the Regular Board meeting held on February 18, 2016
- C. Consideration of Adoption of Resolution 07-2016 Updating the Assignment of Banking Powers for the Cambria Community Services District
- D. Consideration of Adoption of Resolutions 10-2016, 11-2016 and 12-2016 Related to the Application For a Low Interest Loan from the California Clean Water State Revolving Fund for the Fiscalini Water Tank Replacement Project

Director Bahringer moved to approve the Consent Agenda.

Vice President Thompson seconded the motion.

Roll Call Vote:

Director Bahringer-Aye  
Vice President Thompson-Aye  
Director Sanders-Aye  
Director Rice-Aye  
President Robinette-Aye

**Motion Passed Unanimously, 5-Ayes, 0-Nays, 0-Absent**

## **8. HEARINGS AND APPEALS**

- A. NONE

## **9. REGULAR BUSINESS**

- A. Discussion and Consideration of Ratification and Approval of Submittal of Applications for Grants for the CCSD Fire Department

General Manager, Jerry Gruber, provided a brief overview of the item and turned the item over to Captain Emily Torlano. Captain Torlano provided a presentation to the Board to update them on recent Fire Department grant activity.

Public Comment: None

Director Bahringer moved to ratify and approve the submittal of applications for grants by the CCSD Fire Department.

Director Rice seconded the motion.

**Roll Call Vote:**

Director Bahringer-Aye  
Director Rice-Aye  
Director Sanders-Aye  
Vice President Thompson-Aye  
President Robinette-Aye

**Motion Passed Unanimously. 5- Ayes, 0-Nays, 0-Absent**

- B.** Discussion and Consideration Regarding Reactivation of the Land Conservancy of San Luis Obispo (LCSLO) County Lot Retirement Program, Adoption of Memorandum of Understanding with LCSLO (Cambria/Lodge Hill Transfer), Adoption of Resolution 08-2016 Authorizing Acceptance of Lots, and Appointment of Citizens Committee to Review Funding Options for Lot Acquisition for the Buildout Reduction Program

General Manager, Jerry Gruber introduced the item and then turned it over to District Counsel.

District Counsel provided a brief description of the item. The Land Conservancy is providing funds to maintain the lots if adopted by the CCSD. District Counsel also reviewed the Buildout Reduction Program and its adoption as a mitigation measure, further explaining that 623 lots have been merged through 2015.

Daniel Bohlman of the Land Conservancy provided information regarding the Transfer Development Credit and Lot Retirement Program and answered questions.

Public Comment:  
Crosby Swartz  
Laura Swartz

**First Motion:**

Director Sanders moved to approve the MOU by and between the Land Conservancy of San Luis Obispo County and the Cambria Community Services District.

Director Thompson seconded the motion.

**Roll Call Vote:**

Director Sanders-Aye  
Vice President Thompson-Aye  
Director Bahringer-Aye  
Director Rice-Aye  
President Robinette-Aye

**Motion passed unanimously, 5 -Ayes, 0-Nays, 0-Absent**

**Second Motion:**

Director Sanders moved to Adopt Resolution 08-2016.

Director Bahringer seconded the motion.

**Roll Call Vote:**

Director Sanders-Aye

Director Bahringer-Aye  
Vice-President Thompson-Aye  
Director Rice-Aye  
President Robinette-Aye

**Motion passed unanimously, 5-Ayes, 0-Nays, 0-Absent**

**Third Motion:**

Director Rice moved to approve creation of a Citizens' Committee to review funding options for future lot acquisitions for the Buildout Reduction Program.

Director Bahringer seconded the motion.

**Roll Call Vote:**

Director Rice-Aye  
Director Bahringer-Aye  
Director Sanders-Aye  
Vice President Thompson-Aye  
President Robinette-Aye

**Motion passed unanimously, 5-Ayes, 0-Nays, 0-Absent.**

Consensus among the Board is to hold a Special Meeting to: appoint five (5) committee members on Friday, April 8, at 10:00 a.m. at the District Office and identify the responsibilities of the Committee, including the time frame, how many people, five member commission, how frequently they'll meet, and with whom they will collaborate.

**C. Discussion and Consideration to Approve an Amendment to the Agreement with Michael Baker International for Preparation of the Sustainable Water Facility EIR**

General Manager, Jerry Gruber, introduced the item and turned it over to the District Engineer. Mr. Gresens reviewed the proposed Amendment Number 2 to the Michael Baker International Agreement for Preparation of the Sustainable Water Facility EIR.

Public Comment;  
Mike Lyons  
Ted Seigler  
Mary Webb

Director Bahringer moved to Approve an Amendment to the Agreement with Michael Baker International for Preparation of the Sustainable Water Facility EIR.

Director Sanders seconded the motion.

**Roll Call Vote:**

Director Bahringer-Aye  
Director Sanders-Aye  
Director Rice-Nay  
Vice-President Thompson-Aye

President Robinette-Aye

**Motion Passed, 4-1: 4-Ayes, 1-Nay (Rice), 0-Absent**

**D. Receive the Comprehensive Annual Financial Report for Fiscal Year 2014/2015**

General Manager, Jerry Gruber, introduced the item and turned it over to the Finance Manager. Mr. O'Reilly introduced the auditor, Bob Crosby, who presented the CCSD Audit to the Board.

Public Comment:  
Jerry McKinnon

Director Bahringer moved To Receive the Comprehensive Annual Financial Report (CAFR) for Fiscal Year 2014/2015

Director Sanders seconded the motion.

**Roll Call Vote:**

Director Bahringer-Aye  
Director Sanders-Aye  
Director Rice-Aye  
Vice President Thompson-Aye  
President Robinette-Aye

**Motion Passed Unanimously, 5- Ayes, 0-Nays, 0-Absent**

**10. Second Public Comment  
None**

**11. FUTURE AGENDA ITEM(S)**

Director Rice moved that the April Agenda have an item to consider amending the bylaws relating to the time of the meetings.

Director Bahringer seconded the motion.

Clarification is that this is to be set-up as an action item allowing the Board to take action on a decision to make future changes of bylaws related to the time of the meetings.

**Roll Call Vote:**

Director Rice-Aye  
Director Bahringer-Aye  
Director Sanders-Aye  
Vice President Thompson-Aye  
President Robinette-Aye

**Motion Passed Unanimously, 5-Ayes, 0-Nays, 0-Absent**

**12. ADJOURN**

President Robinette adjourned the meeting at 10:07 p.m.

**CAMBRIA COMMUNITY SERVICES DISTRICT**  
**BOARD OF DIRECTORS REGULAR MEETING MINUTES**  
Thursday, April 28, 2016 12:30 PM

**1. OPENING**

**A. Call to Order**

President Robinette called the meeting to order at 12:30 p.m.

**B. Pledge of Allegiance**

President Robinette led the Pledge of Allegiance.

**C. Establishment of Quorum**

A quorum was established. Board Members Present: President Robinette, Vice President Thompson, Director Bahringer, Director Rice, and Director Sanders.

Staff present: General Manager Jerry Gruber, District Counsel Timothy Carmel, Administrative Services Office/District Clerk Monique Madrid, District Engineer Robert Gresens, and Finance Manager Patrick O'Reilly.

**2. SPECIAL REPORTS**

**A. Sheriff's Department Report**

Commander Taylor was present and gave a brief update of the Sheriff's Department activities.

President Robinette asked the General Manager to prepare and send a letter to the Board of Supervisors requesting additional Sheriff's Department services for rising crimes in Cambria.

**B. Cambria Community Services District Fire Department Report by Battalion Chief Eric Shalhoob**

Cambria CSD Fire Dept. Battalion Chief Eric Shalhoob was present and provided a brief update of Fire Department Activities.

**3. ACKNOWLEDGEMENTS AND PRESENTATIONS**

**A. Oath of Office for SAFER Firefighter Ian Van Weerden Poelman**

Battalion Chief Eric Shalhoob introduced the item and introduced SAFER Firefighter Ian Van Weerden Poelman to receive his badge, introduce his family and receive the Oath of Office.

Firefighter Ian Van Weerden Poelman took the Oath of Office given by the District Clerk.

**B. President Robinette to provided a Presentation to the Historical Society recognizing their Sesquicentennial (150th) Anniversary**

President Robinette introduced the Town Criers who gave honor to the Proclamation. President Robinette then presented the Proclamation to the Historical Society representative, John Ehlers.

- C. Receive Quarterly Report from Balance Public Relations, Senator Dean Florez, Ret.  
Balance Public Relations' Dean Florez provided a presentation to the Board.

Public Comment:  
Elizabeth Bettenhausen

**4. AGENDA REVIEW: ADDITIONS/DELETIONS AND PULLED CONSENT ITEMS**

No items pulled

**5. PUBLIC COMMENT**

Public Comment:  
Shirley Bianchi-Cambria Fire Safe Focus Group  
Christina Tobin  
Cindy Bainbridge  
Tina Dickason  
Jerry McKinnon  
Leslie Richards  
Dr. Bettenhausen  
Richard Hawley  
Jeff Walters  
Susan Mackey  
Constance Higdon

**6. MANAGER'S AND BOARD REPORTS (Estimated time 15 Minutes total)**

**A. Manager's Report**

**i. General Manager's Report**

General Manager Jerry Gruber introduced the item and gave a brief summary of the report.

District Engineer Bob Gresens gave a brief summary of the Engineer's report.

Finance Manager Patrick O'Reilly gave a summary of the Finance Manager's report.

Public Comment:  
Dr. Bettenhausen  
Tina Dickason

**B. Ad Hoc Committee Reports and Other Related Board Member Reports  
(Committee Meetings and Board authorized meetings attended)**

Director Bahringer reported he attended the NCAC meeting.

Vice President Thompson reported both he and President Robinette participated in the Fire Chief interview as Ad Hoc Committee members.

Director Rice reported the Waste Water Ad Hoc Committee met and participated in a tour of the Waste Water Treatment Plant. She also attended a regional water management group sub-regional meeting by phone.



President Robinette commented on participating in the Fire Chief interview. She also reported the EIR Committee met again with the working group and they also participated in the BRP Citizens' Committee meeting.

Director Sanders reported he attended the BRP Citizens' Committee meeting and provided information to them during the meeting.

## **7. CONSENT AGENDA**

- A.** Consideration to Approve the Expenditure Report for March 2016
- B.** Consideration to Increase the Funding Authorization for the Consultant Services Agreement with Fluid Resources Management by an Amount Not To Exceed \$10,000
- C.** Consideration of Adoption of Resolution 17-2016 Declaring a Public Nuisance for the Annual Fire Hazard Fuel Reduction Program

Public Comment:

None.

Vice President Thompson moved to approve the consent agenda and clarified 7B had nothing to do with Senator Florez.

Director Sanders seconded the motion.

**Motion Passed Unanimously, 5-Ayes, 0-Nays, 0-Absent**

## **8. HEARINGS AND APPEALS**

- A.** Discussion and Consideration to Fix Water and Wastewater Standby or Availability Charges as Provided in Government Code §61124(b) and Consideration of Adoption of Resolution 13-2016 Fixing Water and Wastewater Standby or Availability Charges for Fiscal Year 2016/2017

General Manager introduced the item and handed it over to District Counsel, who provided a brief summary of the information and explained it is a critical financial fee serving as revenue for the District.

President Robinette opened the public hearing.

Public Comment:

Tina Dickason

President Robinette closed the public hearing.

Director Rice moved to Adopt Resolution 13-2016 fixing Water and Wastewater Standby or Availability Charges for Fiscal Year 2016/2017.

Director Bahringer seconded the motion.

**Motion Passed Unanimously, 5-Ayes, 0-Nays, 0-Absent**

## **9. REGULAR BUSINESS**

- A.** Consideration of Adoption of Resolution 16-2016 Ratifying a Letter of Agreement with the International Association of Fire Fighters (IAFF) Local 4635 Relating to Paramedic Compensation

General Manager introduced the item and provided an explanation of the item.

Director Bahringer moved to adopt Resolution 16-2016 ratifying a letter of agreement with the IAFF Local 4635 Relating to Paramedic Compensation.

Director Sanders seconded the motion.

**Roll Call Vote:**

Director Bahringer-Aye

Director Sanders-Aye

Director Rice-Aye

Vice President Thompson

President-Robinette-Aye

**Motion Passed Unanimously, 5-Ayes, 0-Nays, 0-Absent**

**B. AGENDA ITEM PULLED**

This agenda item was pulled.

**C. Discussion and Consideration of Award of Contract For the Construction of the Fiscalini Water Tank Replacement Project**

General Manager Jerry Gruber introduced the item and turned it over to District Counsel, who provided a summary of the award of contract process.

Public Comment:

David Fiscalini

Tina Dickason

Engineer William Bellis provided a review of the project and tank type for the construction of the water tank.

Director Bahringer moved to award the contract for construction of the Fiscalini Water Tank Replacement Project to Crosno Construction.

Director Sanders seconded the motion.

**Roll Call Vote:**

Director Bahringer-Aye

Director Sanders-Aye

Director Rice-Nay

Vice President Thompson-Aye

President Robinette-Aye

**Motion Passed 4-1, 4-Ayes, 1-Nay (Rice), 0-Absent**

**D. Discussion and Consideration of the Preliminary Budget for Fiscal Year 2016-2017**

Finance Manager Patrick O'Reilly introduced the item and provided a draft budget presentation.

Public Comment:

Jerry McKinnon

Tina Dickason

**E. Discussion and Consideration of Amending the Bylaws Relating to the Time of the Regular Meetings of the Board of Directors**

District Counsel introduced the item and gave a brief description.

Public Comment:  
Christina Tobin  
Tina Dickason  
Jerry Mackinnon  
Jeff Walters

A motion was made and withdrawn.

It was agreed that President Robinette and Director Rice will meet with General Manager Gruber to review the time of Board meetings and bring something back at next meeting.

Director Bahringer, in an effort to accommodate the need to hold meetings later in the day, agreed to hold meetings for the Ad Hoc Committee on which both he and Director Rice serve to begin at 4:00 p.m.

**10. Second Public Comment**

None.

**11. FUTURE AGENDA ITEM(S)**

Director Bahringer moved to add an item to the next agenda to have a discussion regarding revising the Stage 3 Water Emergency to consider removing the prohibition preventing property owners with Intent to Serve letters from connecting. At the pleasure of the President, perhaps hold the meeting later than 12:30 p.m.

Director Rice seconded the motion.

**Roll Call Vote:**

Director Bahringer-Aye  
Director Rice-Aye  
Director Sanders-Aye  
Vice President Thompson-Aye  
President Robinette-Aye

**Motion Passed Unanimously, 5-Ayes, 0-Nays, 0-Absent**

Director Rice suggested the next meeting for PROS and BRPCC also have a Brown Act training.

**12. ADJOURN**

President Robinette adjourned the meeting at 4:56 p.m.

CAMBRIA COMMUNITY SERVICES DISTRICT

TO: Board of Directors

AGENDA NO. **7.C.**

FROM: Jerry Gruber, General Manager

-----

Meeting Date: May 26, 2016      Subject: CONSIDERATION OF APPROVAL OF  
 PROPOSED 2016 CSDA BYLAWS  
 UPDATES

-----

**RECOMMENDATIONS:**

Staff recommends that the Board of Directors authorize the General Manager to submit a mail ballot approving the proposed 2016 updates to the California Special Districts Association (CSDA) Bylaws.

**FISCAL IMPACT:**

No fiscal impact has been identified relating to approval of the proposed 2016 CSDA Bylaws updates.

**DISCUSSION:**

The CCSD is a member of the CSDA. On April 29, 2016, the CCSD received a memorandum from the CSDA Board President and its Chief Executive Officer seeking approval of proposed updates to its Bylaws (copy attached). A copy of the proposed changes to the CSDA's Bylaws is on file in the District Clerk's office and is also available online at: <http://www.csdanet.net/wp-content/uploads/2014/04/2016-Proposed-CSDA-Bylaws.pdf>

Staff has reviewed the proposed CSDA Bylaws updates. As noted in the CSDA memorandum, the amendments include a general clean-up to reflect updates and organizational changes, clarifying language to the CSDA Board nomination and election process to allow for electronic voting, and clarifying language for inclusion of electronic communication related to CSDA Bylaws amendments. Staff recommends that the Board of Directors authorize the General Manager to submit a mail ballot approving the proposed 2016 CSDA Bylaws updates.

Attachment: April 29, 2016 Memorandum Regarding Proposed CDSA Bylaws Updates

-----

BOARD ACTION: Date \_\_\_\_\_ Approved: \_\_\_\_\_ Denied: \_\_\_\_\_

UNANIMOUS:\_\_\_ROBINETTE\_\_\_ THOMPSON \_\_\_ BHRINGER \_\_\_ RICE\_\_\_ SANDERS\_\_\_



**California Special  
Districts Association**

*Districts Stronger Together*

**MEMORANDUM**

**DATE:** April 29, 2016

**TO:** California Special Districts Association (CSDA) Voting Members

**FROM:** Bill Nelson, CSDA Board President  
Neil McCormick, Chief Executive Officer

---

**SUBJECT:** Proposed CSDA Bylaws Updates

The CSDA Board of Directors has approved recommended updates to the CSDA Bylaws to bring forward to CSDA voting members for consideration.

Highlights to the recommended updates include:

- General clean-up to reflect updates and organizational changes over the last two years
- Clarifying language to the CSDA Board nomination and election process to allow for electronic voting
- Clarifying language for the inclusion of electronic communication related to the CSDA Bylaws amendments

The full proposed changes to CSDA's Bylaws are indicated in mark-up form for your review and can be found online at [www.csda.net/bylaws](http://www.csda.net/bylaws).

As a voting member in good standing, once your district has reviewed the proposed CSDA Bylaws updates, please use the enclosed official ballot to cast your vote by mail in favor or not in favor of the changes.

**Completed ballots must be received by Friday, June 24, 2016 at 5:00 PM to be counted.** Only official and fully completed ballots returned via regular mail to the CSDA office will be counted. The results of the Bylaws ballot will be announced in the CSDA e-News and on the CSDA website. If approved by the membership, the updated Bylaws will take effect on July 1, 2016.

If you have any questions or require printed copies, please contact Charlotte Lowe, Executive Assistant at [charlottel@csda.net](mailto:charlottel@csda.net) or (916) 442-7887.

**Thank you for your participation and continued support of CSDA!**



**California Special  
Districts Association**  
*Districts Stronger Together*

**MAIL BALLOT FOR PROPOSED  
BYLAWS AMENDMENT**

---

## **Shall the 2016 Proposed CSDA Bylaws Amendments be Adopted?**

- Yes**
- No**

CSDA Member District Name: \_\_\_\_\_

Authorized Signature: \_\_\_\_\_

*(GM or Board President)*

View current CSDA Bylaws and proposed new bylaws at [csda.net/bylaws](http://csda.net/bylaws)

Must be received by June 24, 2016. CSDA, 1112 I Street, Suite 200, Sacramento, CA 95814

(If you require a hard copy of either of the above listed bylaws or have questions, please call Charlotte Lowe, CSDA Executive Assistant at (877) 924-CSDA.) If approved, bylaws will become effective July 1, 2016.

CAMBRIA COMMUNITY SERVICES DISTRICT

TO: Board of Directors

AGENDA NO. **7.D.**

FROM: Jerry Gruber, General Manager

---

Meeting Date: May 26, 2016      Subject: CONSIDERATION  
 OF RESOLUTION 23-2016  
 REQUESTING CONSOLIDATION OF  
 THE CCSD 2016 BIENNIAL ELECTION  
 WITH THE NOVEMBER 8, 2016  
 CONSOLIDATED PRESIDENTIAL  
 ELECTION

---

**RECOMMENDATIONS**

Staff recommends that the Board of Directors adopt Resolution 23-2016 requesting that the CCSD 2016 Biennial Election be consolidated with the November 8, 2016 Consolidated Presidential Election for San Luis Obispo County.

**FISCAL IMPACT**

Consolidating the CCSD's election with other elections significantly reduces the CCSD's cost to print the ballot (exact cost undetermined at this time, but estimated to be \$5,000).

**DISCUSSION:**

The CCSD has three (3) full-term (four years) director positions to be filled in the November 8, 2016 General Election. The current terms for President Gail Robinette, Director Amanda Rice and Director Greg Sanders will expire in December of 2016.

The attached Resolution requesting consolidation of the CCSD's biennial election with the November 8, 2016 San Luis Obispo County Presidential Election must be filed no later than **Friday, August 12, 2016** with the County Elections Official.

Also attached for the Board's reference is the County's General Election Key Dates and Deadlines, which further describes the elections process and deadlines.

Attachments: Resolution No. 23-2016  
 2016 Presidential General Election Key Dates and Deadlines (San Luis Obispo  
 County Clerk-Recorder)

---

BOARD ACTION:    Date \_\_\_\_\_ Approved: \_\_\_\_\_ Denied: \_\_\_\_\_

UNANIMOUS: \_\_\_ ROBINETTE \_\_\_ THOMPSON \_\_\_BAHRINGER \_\_\_ RICE\_\_\_ SANDERS\_\_\_

**RESOLUTION 23-2016**

**A RESOLUTION OF THE BOARD OF DIRECTORS OF THE  
CAMBRIA COMMUNITY SERVICES DISTRICT  
REQUESTING CONSOLIDATION OF THE CCSD BIENNIAL ELECTION WITH THE  
NOVEMBER 8, 2016 CONSOLIDATED PRESIDENTIAL ELECTION**

WHEREAS, pursuant to Elections Code Sections 10500 et seq., an election is to be conducted on November 8, 2016, to fill offices on the Cambria Community Services District ("CCSD") Board of Directors; and

WHEREAS, pursuant to Elections Code §10555, said election may be consolidated with any other election, pursuant to the procedures set forth in Elections Code Sections 10400 et seq.; and

WHEREAS, the CCSD Board of Directors has determined that it should request that the San Luis Obispo County Board of Supervisors consolidate the CCSD Biennial Election with any other San Luis Obispo County General Election that will be held on the same day.

NOW, THEREFORE, BE IT RESOLVED by the Cambria Community Services District Board of Directors as follows:

1. The Board of Supervisors of San Luis Obispo County is hereby requested to consolidate the Biennial District Election of the CCSD to be held on November 8, 2016, with any other San Luis Obispo County General Election held on the same date. This request is made pursuant to Elections Code §§ 10555 and 10400, et seq. The Board of Directors agrees to reimburse the County of San Luis Obispo in full for services performed relating to this election, upon presentation of an invoice.

2. The offices to be voted on are three (3) full term positions on the Board of Directors.

By unanimous vote on the motion of Director \_\_\_\_\_, seconded by Director \_\_\_\_\_ Resolution No. 23-2016 is hereby adopted this 26<sup>th</sup> day of May, 2016.

AYES:

NOES:

ABSENT:

The foregoing resolution is hereby adopted this 26<sup>th</sup> day of May, 2016.

\_\_\_\_\_  
Gail Robinette  
President, Board of Directors

ATTEST:

APPROVED AS TO FORM:

\_\_\_\_\_  
Monique Madrid  
District Clerk

\_\_\_\_\_  
David H. Hirsch  
Assistant District Counsel



**NOVEMBER 8, 2016 PRESIDENTIAL GENERAL ELECTION  
KEY DATES AND DEADLINES**

<b><u>DATE</u></b>	<b><u>EVENT</u></b>
<b>Jul 18 – Aug 12, 2016 (E-113 – E-88)</b>	Declaration of Candidacy and Nomination Period
<b>Jul 31, 2016 (1/1/16-6/30/16)</b>	Semi-Annual Campaign Statement Filing Deadline (GC§84200, 84218)
<b>Aug 13-Aug 17, 2016 (E-89 – E-83)</b>	Extension of Nomination Period for NON-INCUMBENTS ONLY. (EC §8022&8024). DOES NOT APPLY WHERE THERE IS NO INCUMBENT DUE TO TERM LIMITS OR REDISTRICTING.
<b>Aug 18, 2016 (E-82)</b>	Random Alphabet Drawing
<b>Sept 12-Oct 25, 2016 (E-57 thru E-14)</b>	Write-In Candidate filing period.
<b>Sept 29-Oct 18, 2016 (E-40 thru E-21)</b>	State Voter Information Guide mailing period
<b>September 29, 2016 (7/1/16-9/30/2016)</b>	Pre-Election Campaign Statement due (GC§84200.5, 84200.7(b)(1))
<b>Oct 11, 2016 (Oct 10: Columbus Day) (E-29)</b>	First day Vote-by-Mail ballots are available. Last day to register to vote to receive State Voter Information Guide and County Sample Ballot booklet (EC§3001, 3003)
<b>Oct 24, 2016 (E-15)</b>	Close of Registration. Voters registering between Oct 10 and Oct 23 will receive notification of their polling place but will not receive any other voter information (EC§2102, 2107)
<b>Oct 27, 2016 (10/1/16-10/22/16)</b>	Pre-Election Campaign Statement due (GC§84200.5, 84200.7(b)(1))
<b>Nov 1, 2016 (E-7)</b>	Last day for Vote-by-Mail ballot to be MAILED to a voter (EC§3001)
<b>Nov 8, 2016</b>	Election Day
<b>Dec 8, 2016 (E+30)</b>	Complete Official Canvass
<b>Jan 31, 2017 (10/23/16-12/31/16)</b>	Semi-Annual Campaign Statement Filing Deadline (GC §84200, 84218)

CAMBRIA COMMUNITY SERVICES DISTRICT

TO: Board of Directors

AGENDA NO. **8.A.**

FROM: Jerry Gruber, General Manager

-----  
Meeting Date: May 26, 2015

Subject: CONSIDERATION OF ADOPTION OF RESOLUTION 19-2016 CONFIRMING THE ITEMIZED REPORT OF WATER AND WASTEWATER STANDBY OR AVAILABILITY CHARGES FOR COLLECTION ON THE COUNTY TAX ROLLS

**RECOMMENDATIONS:**

Staff recommends that the Board of Directors adopt Resolution 19-2016 Confirming the Itemized Report of Water and Wastewater Standby or Availability Charges, so that the charges can be collected by the County on the tax rolls.

**FISCAL IMPACT:**

Collection of the 2016 Water and Wastewater Standby or Availability Charges through the County tax rolls will ensure that those charges are collected by the CCSD in the most cost efficient manner, as permitted by State law.

**DISCUSSION:**

Each year the Board of Directors approves a number of resolutions relating to costs for such things as the Water and Wastewater Standby or Availability Charges that are collected by the County of San Luis Obispo on the tax rolls. The statutes governing these various charges and assessments, as well as general provisions in the Government Code relating to community services districts, authorize the collection of those charges and assessments on the tax rolls.

The County Auditor-Controller's Office requires that the resolutions submitted to them for charges and assessments to be collected on the tax rolls expressly recite the statutory authority for collection by the County in that manner. Accordingly, the Resolution relating to the FY 2016/2017 Water and Wastewater Standby or Availability Charges is being presented to the Board for adoption so that it can be submitted to the County and the charges can be collected on the tax rolls. This Resolution is presented in a format that is acceptable to the County.

Attachments: Resolution 19-2016

BOARD ACTION: Date \_\_\_\_\_ Approved: \_\_\_\_\_ Denied: \_\_\_\_\_

UNANIMOUS: \_\_\_ROBINETTE \_\_\_THOMPSON \_\_\_BAHRINGER \_\_\_RICE \_\_\_SANDERS \_\_\_

RESOLUTION 19-2016  
May 26, 2016

A RESOLUTION OF THE BOARD OF DIRECTORS OF THE CAMBRIA COMMUNITY SERVICES DISTRICT CONFIRMING THE ITEMIZED REPORT OF WATER AND WASTEWATER STANDBY OR AVAILABILITY CHARGES

WHEREAS, by Resolution No. 13-2016 the Board of Directors of the Cambria Community Services District fixed the Water and Wastewater Standby or Availability Charges for all parcels within the CCSD, with the exclusion of those unimproved properties that have not been issued an "Intent to Serve" letter or connection permit, for Fiscal Year 2016/2017; and

WHEREAS, the Cambria Community Services District, pursuant to Government Code Section 61110 et seq., and Government Code Section 61124, may continue to collect standby and availability charges established in accordance former Chapter 1 (commencing with Government Code Section 61750) of the former Part 6 of Division 1 in successive years ; and

WHEREAS, the General Manager has filed with the District Clerk a report describing each parcel and the amount of Water and Wastewater Standby or Availability Charge to be assessed against each parcel for the Fiscal Year 2016/2017 which report is designated as Exhibit "A" and is incorporated herein by reference as though here fully set forth;

WHEREAS, at 12:30 PM, on May 26, 2016, at the Veterans Memorial Building, 1000 Main Street, Cambria, California, the time and place set forth in the notice of public hearing concerning the placing of annual water and wastewater standby or availability charges on the tax rolls, any person interested, including all persons owning property within the District, were given the opportunity to appear and be heard concerning this matter.

NOW, THEREFORE, BE IT RESOLVED AND ORDERED by the Board of Directors of the Cambria Community Services District, as follows:

1. The recitals set forth hereinabove are true, correct and valid.
2. Said itemized report, Exhibit "A," copies of which are on file in the office of the Cambria Community Services District and are available there for public inspection, be and is hereby ordered confirmed in the form set forth in said Exhibit "A."
3. The CCSD General Manager, or their designee, shall transmit a copy of this Resolution to the County Auditor.
4. Pursuant to Government Code Section 61115(b), the County Auditor and the County Tax Collector be and hereby are authorized and directed to do all acts necessary and proper to place on the 2016/2017 tax rolls the respective charges set forth

in said confirmed itemized report Exhibit "A" and to collect these Water and Wastewater Standby or Availability Charges on the property tax bill, plus such administrative charges allowed by law.

5. As a result of the confirmation of said itemized report, Exhibit "A," the amounts of the Water and Wastewater Standby or Availability Charges set forth in said itemized report are thereby made special assessments and shall become liens against the respective parcels of real property in the Cambria Community Services District.

6. This Resolution shall take effect immediately upon its adoption.

The foregoing Resolution was adopted at a Regular Meeting of the Board of Directors of the Cambria Community Services District held on May 26, 2016.

By unanimous vote on the motion of Director \_\_\_\_\_, seconded by Director \_\_\_\_\_, Resolution No. 19-2016 is adopted at the Regular Meeting of the Board of Directors this 26<sup>th</sup> day of May, 2016.

\_\_\_\_\_  
Gail Robinette, President  
Board of Directors

ATTEST:

APPROVED AS TO FORM:

\_\_\_\_\_  
Monique Madrid  
District Clerk

\_\_\_\_\_  
David H. Hirsch  
Assistant District Counsel

Exhibit "A" to Resolution 19-2016

Cambria Community Services District Water/Wastewater Standby Availability 2016/2017 Tax Year

<u>Parcel</u>	<u>Water Availability</u>	<u>Wastewater Availability</u>
013.081.052	45.00	
013.081.075	45.00	
013.081.078	61.20	
013.081.081	45.00	
013.081.082	45.00	
013.084.001	46.34	
013.084.002	46.34	
013.084.005	45.00	
013.084.007	46.34	
013.084.008	45.00	
013.084.009	45.00	
013.084.010	45.00	
013.084.012	46.34	
013.084.016	46.34	
013.084.019	45.00	
013.084.020	46.34	
013.084.021	45.00	
013.084.022	45.00	
013.084.023	46.34	
013.084.024	45.00	
013.084.025	45.00	
013.084.026	45.00	
013.084.027	45.00	
013.084.029	46.34	
013.084.030	46.34	
013.084.031	46.34	
013.084.032	45.00	
013.084.033	45.00	
013.084.034	45.00	
013.084.037	46.34	
013.084.038	46.34	
013.084.040	45.00	
013.084.043	45.00	
013.084.044	46.34	
013.084.045	45.00	
013.084.047	45.00	
013.084.048	46.34	
013.084.049	46.34	
013.084.050	45.00	
013.084.051	45.00	
013.084.055	46.34	
013.084.058	45.00	
013.084.059	45.00	
013.085.001	45.00	

Exhibit "A" to Resolution 19-2016

Cambria Community Services District Water/Wastewater Standby Availability 2016/2017 Tax Year

<u>Parcel</u>	<u>Water Availability</u>	<u>Wastewater Availability</u>
013.085.002	45.00	
013.085.003	45.00	
013.085.004	45.00	
013.085.005	45.00	
013.085.006	45.00	30.00
013.085.007	45.00	30.00
013.085.008	45.00	30.00
013.085.009	45.00	30.00
013.085.010	45.00	30.00
013.085.011	45.00	
013.085.012	45.00	
013.085.013	45.00	
013.085.014	45.00	
013.085.018	45.00	
013.085.019	45.00	
013.085.020	45.00	
013.085.021	45.00	
013.101.006	46.34	30.90
013.101.007	45.00	30.00
013.101.018	47.70	31.80
013.101.043	51.74	34.50
013.101.046	46.34	30.90
013.101.059	45.00	30.00
013.101.060	45.00	30.00
013.101.064	45.00	30.00
013.101.066	45.00	30.00
013.101.067	46.34	30.90
013.101.068	45.00	30.00
013.101.069	45.00	30.00
013.101.070	45.00	30.00
013.101.071	45.00	30.00
013.101.073	45.00	30.00
013.101.074	45.00	30.00
013.101.081	45.00	30.00
013.101.083	53.10	35.40
013.101.084	45.00	30.00
013.111.004	45.00	30.00
013.122.005	45.00	
013.122.006	45.00	
013.124.001	45.00	30.00
013.124.002	45.00	30.00
013.124.003	45.00	30.00
013.124.004	45.00	30.00
013.124.005	45.00	30.00

Exhibit "A" to Resolution 19-2016

Cambria Community Services District Water/Wastewater Standby Availability 2016/2017 Tax Year

<u>Parcel</u>	<u>Water Availability</u>	<u>Wastewater Availability</u>
013.124.006	45.00	30.00
013.124.007	45.00	30.00
013.124.008	45.00	30.00
013.124.009	45.00	30.00
013.124.010	45.00	30.00
013.124.011	45.00	30.00
013.124.012	45.00	30.00
013.124.013	45.00	30.00
013.124.014	45.00	30.00
013.124.015	45.00	30.00
013.124.016	45.00	30.00
013.124.017	45.00	30.00
013.124.018	45.00	30.00
013.124.019	45.00	30.00
013.124.020	45.00	30.00
013.124.021	45.00	30.00
013.131.034	46.34	
013.131.035	47.70	31.80
013.131.037	45.00	30.00
013.141.010	46.34	30.90
013.141.012	46.34	30.90
013.141.014	47.70	31.80
013.141.015	46.34	30.90
013.141.016	46.34	30.90
013.141.017	51.74	34.50
013.151.006	45.00	30.00
013.151.011	45.00	30.00
013.151.012	46.34	30.90
013.151.019	46.34	30.90
013.151.021	46.34	30.90
013.151.023	46.34	30.90
013.151.033	49.04	32.70
013.151.034	50.40	30.00
013.151.035	49.04	32.70
013.151.037	49.04	32.70
013.151.038	47.70	31.80
013.151.039	49.04	32.70
013.151.040	49.04	32.70
013.151.042	46.34	30.90
013.151.047	45.00	30.00
013.161.026	45.00	
013.181.015	45.00	30.00
013.221.002	45.00	30.00
013.221.009	45.00	30.00

Exhibit "A" to Resolution 19-2016

Cambria Community Services District Water/Wastewater Standby Availability 2016/2017 Tax Year

<u>Parcel</u>	<u>Water Availability</u>	<u>Wastewater Availability</u>
013.221.013	45.00	30.00
013.221.016	47.70	31.80
013.221.023	45.00	30.00
013.221.024	45.00	30.00
013.221.025	45.00	30.00
013.221.027	45.00	30.00
013.221.029	45.00	30.00
013.221.030	45.00	30.00
013.231.001	45.00	30.00
013.231.002	45.00	30.00
013.231.004	45.00	30.00
013.231.007	45.00	30.00
013.231.008	45.00	30.00
013.231.009	45.00	30.00
013.231.010	45.00	30.00
013.231.011	45.00	30.00
013.232.004	45.00	30.00
013.232.005	45.00	30.00
013.232.006	45.00	30.00
013.232.007	45.00	30.00
013.232.012	47.70	31.80
013.233.001	45.00	30.00
013.233.002	45.00	30.00
013.233.005	45.00	30.00
013.233.011	45.00	30.00
013.233.012	45.00	30.00
013.233.013	45.00	30.00
013.241.001	45.00	30.00
013.241.002	45.00	30.00
013.241.003	45.00	30.00
013.241.004	45.00	30.00
013.241.005	45.00	30.00
013.241.006	45.00	30.00
013.241.007	45.00	30.00
013.241.014	45.00	30.00
013.241.017	45.00	30.00
013.241.018	45.00	30.00
013.241.022	47.70	31.80
013.241.025	45.00	30.00
013.241.026	46.34	30.90
013.241.027	45.00	30.00
013.241.028	45.00	30.00
013.241.029	45.00	30.00
013.242.001	45.00	30.00



Exhibit "A" to Resolution 19-2016

Cambria Community Services District Water/Wastewater Standby Availability 2016/2017 Tax Year

<u>Parcel</u>	<u>Water Availability</u>	<u>Wastewater Availability</u>
013.242.002	45.00	30.00
013.242.003	45.00	30.00
013.242.004	45.00	30.00
013.242.005	45.00	30.00
013.242.008	45.00	30.00
013.242.011	45.00	30.00
013.242.016	45.00	30.00
013.242.022	45.00	30.00
013.242.025	45.00	30.00
013.242.027	45.00	30.00
013.242.029	45.00	30.00
013.242.032	45.00	30.00
013.242.033	45.00	30.00
013.242.034	45.00	30.00
013.251.004	45.00	30.00
013.251.007	46.34	30.90
013.251.008	47.70	31.80
013.251.009	45.00	30.00
013.251.010	45.00	30.00
013.251.011	45.00	30.00
013.261.001	45.00	30.00
013.261.003	45.00	30.00
013.261.012	45.00	30.00
013.261.013	45.00	30.00
013.261.014	45.00	30.00
013.261.015	45.00	30.00
013.261.020	45.00	30.00
013.261.021	45.00	30.00
013.261.022	45.00	30.00
013.261.023	45.00	30.00
013.261.024	45.00	30.00
013.261.025	46.34	30.90
013.261.026	45.00	30.00
013.262.001	45.00	30.00
013.262.002	45.00	30.00
013.262.003	45.00	30.00
013.262.006	45.00	30.00
013.262.008	45.00	30.00
013.262.014	45.00	30.00
013.262.016	45.00	30.00
013.263.001	45.00	30.00
013.263.002	45.00	30.00
013.263.003	45.00	30.00
013.263.004	45.00	30.00

Exhibit "A" to Resolution 19-2016

Cambria Community Services District Water/Wastewater Standby Availability 2016/2017 Tax Year

<u>Parcel</u>	<u>Water Availability</u>	<u>Wastewater Availability</u>
013.263.005	45.00	30.00
013.263.006	45.00	30.00
013.263.007	45.00	30.00
013.263.009	45.00	30.00
013.263.010	45.00	30.00
013.263.011	45.00	30.00
013.264.004	45.00	30.00
013.264.006	45.00	30.00
013.264.007	45.00	30.00
013.264.008	45.00	30.00
013.264.017	45.00	30.00
013.264.018	45.00	30.00
013.264.019	45.00	30.00
013.265.019	45.00	30.00
013.265.021	45.00	30.00
013.265.022	45.00	30.00
013.265.023	45.00	30.00
013.291.006	45.00	30.00
013.292.007	45.00	30.00
013.292.008	45.00	30.00
013.292.010	45.00	30.00
013.292.011	45.00	30.00
013.292.017	45.00	30.00
013.292.020	46.34	30.90
013.292.023	45.00	30.00
013.293.001	45.00	30.00
013.293.002	45.00	30.00
013.293.003	45.00	30.00
013.293.004	45.00	30.00
013.293.005	45.00	30.00
013.293.006	45.00	30.00
013.293.009	45.00	30.00
013.293.011	45.00	30.00
013.293.012	45.00	30.00
013.294.001	45.00	30.00
013.294.006	45.00	30.00
013.294.010	45.00	30.00
013.294.016	45.00	30.00
013.294.017	45.00	30.00
013.294.018	45.00	30.00
013.294.021	45.00	30.00
013.294.026	45.00	30.00
013.294.027	45.00	30.00
013.294.028	45.00	30.00

Exhibit "A" to Resolution 19-2016

Cambria Community Services District Water/Wastewater Standby Availability 2016/2017 Tax Year

<u>Parcel</u>	<u>Water Availability</u>	<u>Wastewater Availability</u>
013.294.029	45.00	30.00
013.294.030	45.00	30.00
013.294.034	45.00	30.00
013.294.035	45.00	30.00
013.294.042	45.00	30.00
013.294.043	45.00	30.00
013.295.003	45.00	30.00
013.301.001	45.00	30.00
013.301.002	45.00	30.00
013.301.003	45.00	30.00
013.301.004	45.00	30.00
013.301.006	45.00	30.00
013.301.007	45.00	30.00
013.301.008	45.00	30.00
013.301.010	45.00	30.00
013.301.014	45.00	30.00
013.301.017	45.00	30.00
013.301.019	45.00	30.00
013.301.020	45.00	30.00
013.301.021	45.00	30.00
013.301.022	45.00	30.00
013.301.023	45.00	30.00
013.301.024	45.00	30.00
013.301.026	45.00	30.00
013.301.027	45.00	30.00
013.301.028	45.00	30.00
013.301.029	45.00	30.00
013.301.030	45.00	30.00
013.301.031	45.00	30.00
013.301.035	45.00	30.00
013.301.036	45.00	30.00
013.301.037	45.00	30.00
013.301.038	45.00	30.00
013.301.039	45.00	30.00
013.301.040	45.00	30.00
013.301.041	45.00	30.00
013.301.042	45.00	30.00
013.301.045	45.00	30.00
013.301.048	45.00	30.00
013.301.049	45.00	30.00
013.301.050	45.00	30.00
013.301.051	45.00	30.00
013.311.002	45.00	30.00
013.311.003	45.00	30.00

Exhibit "A" to Resolution 19-2016

Cambria Community Services District Water/Wastewater Standby Availability 2016/2017 Tax Year

<u>Parcel</u>	<u>Water Availability</u>	<u>Wastewater Availability</u>
013.311.004	45.00	30.00
013.311.005	45.00	30.00
013.311.006	45.00	30.00
013.311.007	45.00	30.00
013.311.009	45.00	30.00
013.311.010	45.00	30.00
013.311.012	45.00	30.00
013.311.013	45.00	30.00
013.311.014	45.00	30.00
013.311.015	45.00	30.00
013.311.016	45.00	30.00
013.311.017	45.00	30.00
013.311.018	45.00	30.00
013.311.019	45.00	30.00
013.311.020	45.00	30.00
013.311.021	45.00	30.00
013.312.001	45.00	30.00
013.312.002	45.00	30.00
013.312.003	45.00	30.00
013.312.004	45.00	30.00
013.312.005	45.00	30.00
013.312.006	45.00	30.00
013.312.007	45.00	30.00
013.312.008	45.00	30.00
013.312.009	45.00	30.00
013.312.010	45.00	30.00
013.312.011	45.00	30.00
013.312.012	45.00	30.00
013.312.013	45.00	30.00
013.312.014	45.00	30.00
013.312.015	45.00	30.00
013.312.016	45.00	30.00
013.312.017	45.00	30.00
013.312.018	45.00	30.00
013.313.001	45.00	30.00
013.313.002	45.00	30.00
013.313.003	45.00	30.00
013.313.006	45.00	30.00
013.313.007	45.00	30.00
013.313.008	45.00	30.00
013.313.009	45.00	30.00
013.313.010	45.00	30.00
013.313.011	45.00	30.00
013.313.012	45.00	30.00

Exhibit "A" to Resolution 19-2016

Cambria Community Services District Water/Wastewater Standby Availability 2016/2017 Tax Year

<u>Parcel</u>	<u>Water Availability</u>	<u>Wastewater Availability</u>
013.313.015	45.00	30.00
013.321.002	45.00	30.00
013.321.003	45.00	30.00
013.321.004	45.00	30.00
013.321.005	45.00	30.00
013.321.006	45.00	30.00
013.321.007	45.00	30.00
013.321.013	45.00	30.00
013.321.014	45.00	30.00
013.322.001	45.00	30.00
013.322.002	45.00	30.00
013.322.003	45.00	30.00
013.322.004	45.00	30.00
013.322.005	45.00	30.00
013.322.006	45.00	30.00
013.322.007	45.00	30.00
013.322.008	45.00	30.00
013.322.009	45.00	30.00
013.323.001	45.00	30.00
013.323.002	45.00	30.00
013.323.003	45.00	30.00
013.323.004	45.00	30.00
013.323.005	45.00	30.00
013.323.006	45.00	30.00
013.323.007	45.00	30.00
013.323.008	45.00	30.00
013.323.010	45.00	30.00
013.324.001	45.00	30.00
013.324.002	45.00	30.00
013.324.003	45.00	30.00
013.324.004	45.00	30.00
013.324.005	45.00	30.00
013.324.006	45.00	30.00
013.324.007	45.00	30.00
013.324.008	45.00	30.00
013.324.013	45.00	30.00
013.324.014	45.00	30.00
013.324.015	45.00	30.00
013.324.017	45.00	30.00
013.324.021	45.00	30.00
013.324.022	45.00	30.00
013.325.001	45.00	30.00
013.325.002	45.00	30.00
013.325.003	45.00	30.00

Exhibit "A" to Resolution 19-2016

Cambria Community Services District Water/Wastewater Standby Availability 2016/2017 Tax Year

<u>Parcel</u>	<u>Water Availability</u>	<u>Wastewater Availability</u>
013.325.004	45.00	30.00
013.325.005	45.00	30.00
013.325.006	45.00	30.00
013.325.007	45.00	30.00
013.325.008	45.00	30.00
013.325.009	45.00	30.00
013.325.010	45.00	30.00
013.325.011	45.00	30.00
013.331.001	46.34	
013.331.002	46.34	
013.331.003	46.34	
013.331.004	45.00	
013.331.005	46.34	
013.331.006	45.00	
013.331.008	45.00	
013.331.009	45.00	
013.331.014	46.34	
013.331.015	45.00	
013.331.016	45.00	
013.331.017	45.00	
013.331.018	45.00	
013.331.023	45.00	
013.331.024	45.00	
013.331.025	45.00	
013.331.026	45.00	
013.331.027	45.00	
013.331.028	45.00	
013.331.035	45.00	
013.331.036	45.00	
013.331.037	45.00	
013.331.039	45.00	
013.331.040	45.00	
013.331.041	45.00	
013.331.042	46.34	
013.331.043	45.00	
013.331.044	45.00	
013.331.045	45.00	
013.331.046	45.00	
013.331.047	45.00	
013.331.048	45.00	
013.331.049	45.00	30.00
013.331.050	46.34	
013.331.051	46.34	
013.341.001	45.00	30.00

Exhibit "A" to Resolution 19-2016

Cambria Community Services District Water/Wastewater Standby Availability 2016/2017 Tax Year

<u>Parcel</u>	<u>Water Availability</u>	<u>Wastewater Availability</u>
013.341.002	45.00	30.00
013.341.003	45.00	30.00
013.341.004	45.00	30.00
013.341.005	45.00	30.00
013.341.006	45.00	30.00
013.341.007	45.00	30.00
013.341.010	45.00	30.00
013.341.012	45.00	30.00
013.341.013	45.00	30.00
013.341.014	45.00	30.00
013.341.015	45.00	30.00
013.341.016	45.00	30.00
013.341.017	45.00	30.00
013.341.018	45.00	30.00
013.341.019	45.00	30.00
013.341.020	45.00	30.00
013.341.021	45.00	30.00
013.341.024	45.00	30.00
013.341.027	45.00	30.00
013.341.028	45.00	30.00
013.341.029	45.00	30.00
013.351.001	45.00	30.00
013.351.004	45.00	30.00
013.351.006	45.00	30.00
013.351.007	45.00	30.00
013.351.008	45.00	30.00
013.351.009	45.00	30.00
013.351.011	45.00	30.00
013.351.012	45.00	30.00
013.351.013	45.00	30.00
013.351.015	45.00	30.00
013.351.016	45.00	30.00
013.351.017	45.00	30.00
013.351.037	45.00	30.00
013.351.038	45.00	30.00
013.351.040	45.00	30.00
013.351.041	45.00	30.00
013.351.042	45.00	30.00
013.351.044	45.00	30.00
013.351.045	45.00	30.00
013.351.047	45.00	30.00
013.351.048	45.00	30.00
013.351.049	45.00	30.00
013.351.050	45.00	30.00

Exhibit "A" to Resolution 19-2016

Cambria Community Services District Water/Wastewater Standby Availability 2016/2017 Tax Year

<u>Parcel</u>	<u>Water Availability</u>	<u>Wastewater Availability</u>
013.351.051	45.00	30.00
013.351.053	45.00	30.00
013.351.054	45.00	30.00
013.361.021	45.00	30.00
013.361.022	45.00	30.00
013.361.023	45.00	30.00
013.361.024	45.00	30.00
013.361.025	45.00	30.00
013.361.026	45.00	30.00
013.361.027	45.00	30.00
013.361.028	45.00	30.00
013.361.029	45.00	30.00
013.361.030	45.00	30.00
013.361.031	45.00	30.00
013.361.032	45.00	30.00
013.361.033	45.00	30.00
013.361.034	45.00	30.00
013.361.035	45.00	30.00
013.361.036	45.00	30.00
013.371.001	45.00	30.00
013.371.002	45.00	30.00
013.371.003	45.00	30.00
013.371.004	45.00	30.00
013.371.005	45.00	30.00
013.371.006	45.00	30.00
013.371.007	45.00	30.00
013.371.008	45.00	30.00
013.371.009	45.00	30.00
013.371.010	45.00	30.00
013.371.011	45.00	30.00
013.371.012	45.00	30.00
013.371.013	45.00	30.00
013.371.014	45.00	30.00
013.371.015	45.00	30.00
013.371.016	45.00	30.00
013.371.017	45.00	30.00
013.371.018	45.00	30.00
013.371.019	45.00	30.00
013.371.020	45.00	30.00
013.371.022	45.00	30.00
013.371.023	45.00	30.00
013.371.026	45.00	30.00
013.371.027	45.00	30.00
013.371.028	45.00	30.00



Exhibit "A" to Resolution 19-2016

Cambria Community Services District Water/Wastewater Standby Availability 2016/2017 Tax Year

<u>Parcel</u>	<u>Water Availability</u>	<u>Wastewater Availability</u>
013.371.029	45.00	30.00
013.371.035	45.00	30.00
013.371.036	45.00	30.00
013.381.002	47.70	31.80
013.381.003	47.70	31.80
013.381.004	46.34	30.90
022.012.001	45.00	30.00
022.012.015	45.00	30.00
022.012.018	45.00	30.00
022.012.026	45.00	30.00
022.012.028	45.00	30.00
022.012.029	45.00	30.00
022.012.030	45.00	30.00
022.012.031	45.00	30.00
022.013.019	45.00	30.00
022.013.040	45.00	30.00
022.013.045	45.00	30.00
022.013.046	45.00	30.00
022.013.048	45.00	30.00
022.013.049	45.00	30.00
022.013.050	45.00	30.00
022.013.053	45.00	30.00
022.013.055	45.00	30.00
022.013.056	45.00	30.00
022.013.057	45.00	30.00
022.013.058	45.00	30.00
022.014.001	45.00	30.00
022.014.004	45.00	30.00
022.014.007	45.00	30.00
022.014.008	45.00	30.00
022.014.021	45.00	30.00
022.014.036	45.00	30.00
022.014.037	45.00	30.00
022.014.038	45.00	30.00
022.014.039	45.00	30.00
022.014.040	45.00	30.00
022.014.043	45.00	30.00
022.014.045	45.00	30.00
022.014.046	45.00	30.00
022.021.009	45.00	30.00
022.021.017	45.00	30.00
022.021.019	45.00	30.00
022.021.020	45.00	30.00
022.021.021	45.00	30.00

Exhibit "A" to Resolution 19-2016

Cambria Community Services District Water/Wastewater Standby Availability 2016/2017 Tax Year

<u>Parcel</u>	<u>Water Availability</u>	<u>Wastewater Availability</u>
022.021.022	45.00	30.00
022.021.023	45.00	30.00
022.021.024	45.00	30.00
022.021.025	45.00	30.00
022.022.002	45.00	30.00
022.022.003	45.00	30.00
022.022.006	45.00	30.00
022.022.011	45.00	30.00
022.022.013	45.00	30.00
022.022.019	45.00	30.00
022.022.020	45.00	30.00
022.022.025	45.00	30.00
022.022.026	45.00	30.00
022.022.027	45.00	30.00
022.022.032	45.00	30.00
022.022.033	45.00	30.00
022.022.038	45.00	30.00
022.022.039	45.00	30.00
022.022.040	45.00	30.00
022.022.041	45.00	30.00
022.022.042	45.00	30.00
022.022.043	45.00	30.00
022.023.004	45.00	30.00
022.023.005	45.00	30.00
022.023.006	45.00	30.00
022.023.011	45.00	30.00
022.023.013	45.00	30.00
022.023.014	45.00	30.00
022.023.019	45.00	30.00
022.023.020	45.00	30.00
022.023.021	45.00	30.00
022.023.022	45.00	30.00
022.023.026	45.00	30.00
022.023.027	45.00	30.00
022.023.030	45.00	30.00
022.023.031	45.00	30.00
022.023.032	45.00	30.00
022.024.006	45.00	30.00
022.024.026	45.00	30.00
022.024.027	45.00	30.00
022.024.036	45.00	30.00
022.024.037	45.00	30.00
022.024.041	45.00	30.00
022.024.042	45.00	30.00

Exhibit "A" to Resolution 19-2016

Cambria Community Services District Water/Wastewater Standby Availability 2016/2017 Tax Year

<u>Parcel</u>	<u>Water Availability</u>	<u>Wastewater Availability</u>
022.024.045	45.00	30.00
022.024.047	45.00	30.00
022.024.048	45.00	30.00
022.024.049	45.00	30.00
022.026.037	45.00	30.00
022.026.040	45.00	30.00
022.026.043	45.00	30.00
022.026.044	45.00	30.00
022.026.045	45.00	30.00
022.031.007	45.00	30.00
022.031.008	45.00	30.00
022.031.016	45.00	30.00
022.031.018	45.00	30.00
022.031.022	45.00	30.00
022.031.024	45.00	30.00
022.031.025	45.00	30.00
022.031.026	45.00	30.00
022.032.001	45.00	30.00
022.032.002	45.00	30.00
022.032.015	45.00	30.00
022.032.016	45.00	30.00
022.032.025	45.00	30.00
022.032.027	45.00	30.00
022.032.033	45.00	30.00
022.032.034	45.00	30.00
022.032.035	45.00	30.00
022.032.039	45.00	30.00
022.032.041	45.00	30.00
022.032.042	45.00	30.00
022.032.043	45.00	30.00
022.033.004	45.00	30.00
022.033.009	45.00	30.00
022.033.010	45.00	30.00
022.033.013	45.00	30.00
022.033.016	45.00	30.00
022.033.017	45.00	30.00
022.033.018	45.00	30.00
022.033.019	45.00	30.00
022.033.029	45.00	30.00
022.033.030	45.00	30.00
022.033.032	45.00	30.00
022.033.033	45.00	30.00
022.033.035	45.00	30.00
022.033.037	45.00	30.00

Exhibit "A" to Resolution 19-2016

Cambria Community Services District Water/Wastewater Standby Availability 2016/2017 Tax Year

<u>Parcel</u>	<u>Water Availability</u>	<u>Wastewater Availability</u>
022.033.039	45.00	30.00
022.033.041	45.00	30.00
022.033.042	45.00	30.00
022.034.001	45.00	30.00
022.034.002	45.00	30.00
022.034.003	45.00	30.00
022.034.004	45.00	30.00
022.034.009	45.00	30.00
022.034.013	45.00	30.00
022.034.021	45.00	30.00
022.034.023	45.00	30.00
022.034.025	45.00	30.00
022.034.027	45.00	30.00
022.034.029	45.00	30.00
022.034.030	45.00	30.00
022.035.005	45.00	30.00
022.035.011	45.00	30.00
022.035.018	45.00	30.00
022.035.021	45.00	30.00
022.035.022	45.00	30.00
022.035.023	45.00	30.00
022.035.025	45.00	30.00
022.035.026	45.00	30.00
022.035.027	45.00	30.00
022.041.001	45.00	30.00
022.041.009	45.00	30.00
022.041.010	45.00	30.00
022.041.011	45.00	30.00
022.041.013	45.00	30.00
022.041.015	45.00	30.00
022.041.016	45.00	30.00
022.041.017	45.00	30.00
022.041.018	45.00	30.00
022.042.009	45.00	30.00
022.042.010	45.00	30.00
022.042.031	45.00	30.00
022.042.037	45.00	30.00
022.042.038	45.00	30.00
022.042.039	45.00	30.00
022.042.040	45.00	30.00
022.042.041	45.00	30.00
022.042.042	45.00	30.00
022.042.043	45.00	30.00
022.042.045	45.00	30.00

Exhibit "A" to Resolution 19-2016

Cambria Community Services District Water/Wastewater Standby Availability 2016/2017 Tax Year

<u>Parcel</u>	<u>Water Availability</u>	<u>Wastewater Availability</u>
022.042.046	45.00	30.00
022.042.050	45.00	30.00
022.042.051	45.00	30.00
022.042.053	45.00	30.00
022.042.054	45.00	30.00
022.043.002	45.00	30.00
022.043.003	45.00	30.00
022.043.010	45.00	30.00
022.043.013	45.00	30.00
022.043.014	45.00	30.00
022.043.015	45.00	30.00
022.043.016	45.00	30.00
022.044.008	45.00	30.00
022.044.009	45.00	30.00
022.044.013	45.00	30.00
022.044.014	45.00	30.00
022.044.026	45.00	30.00
022.044.029	45.00	30.00
022.044.030	45.00	30.00
022.044.031	45.00	30.00
022.044.033	45.00	30.00
022.044.037	45.00	30.00
022.044.038	45.00	30.00
022.044.039	45.00	30.00
022.044.040	45.00	30.00
022.044.041	45.00	30.00
022.044.044	45.00	30.00
022.045.001	45.00	30.00
022.045.003	45.00	30.00
022.045.006	45.00	30.00
022.045.007	45.00	30.00
022.045.009	45.00	30.00
022.045.010	45.00	30.00
022.045.019	45.00	30.00
022.045.020	45.00	30.00
022.045.024	45.00	30.00
022.045.026	45.00	30.00
022.045.027	45.00	30.00
022.045.028	45.00	30.00
022.045.029	45.00	30.00
022.046.003	45.00	30.00
022.046.004	45.00	30.00
022.047.005	45.00	30.00
022.048.004	45.00	30.00

Exhibit "A" to Resolution 19-2016

Cambria Community Services District Water/Wastewater Standby Availability 2016/2017 Tax Year

<u>Parcel</u>	<u>Water Availability</u>	<u>Wastewater Availability</u>
022.048.008	45.00	30.00
022.048.009	45.00	30.00
022.052.001	45.00	30.00
022.052.008	45.00	30.00
022.052.012	45.00	30.00
022.052.021	45.00	30.00
022.052.023	45.00	30.00
022.052.024	45.00	30.00
022.052.029	45.00	30.00
022.052.038	45.00	30.00
022.052.039	45.00	30.00
022.052.045	45.00	30.00
022.052.047	45.00	30.00
022.052.049	45.00	30.00
022.052.052	45.00	30.00
022.052.053	45.00	30.00
022.053.034	45.00	30.00
022.053.037	45.00	30.00
022.053.041	45.00	30.00
022.053.043	45.00	30.00
022.053.044	45.00	30.00
022.053.045	45.00	30.00
022.053.051	45.00	30.00
022.053.052	45.00	30.00
022.053.053	45.00	30.00
022.053.054	45.00	30.00
022.053.055	45.00	30.00
022.061.007	45.00	30.00
022.071.044	45.00	30.00
022.071.045	45.00	30.00
022.071.070	45.00	30.00
022.071.077	45.00	30.00
022.071.080	45.00	30.00
022.071.086	45.00	30.00
022.071.087	45.00	30.00
022.071.088	45.00	30.00
022.071.089	45.00	30.00
022.072.035	45.00	30.00
022.072.037	45.00	30.00
022.083.001	45.00	30.00
022.083.002	45.00	30.00
022.083.003	45.00	30.00
022.083.007	45.00	30.00
022.083.009	45.00	30.00

Exhibit "A" to Resolution 19-2016

Cambria Community Services District Water/Wastewater Standby Availability 2016/2017 Tax Year

<u>Parcel</u>	<u>Water Availability</u>	<u>Wastewater Availability</u>
022.083.010	45.00	30.00
022.083.011	45.00	30.00
022.083.012	45.00	30.00
022.083.014	45.00	30.00
022.083.015	45.00	30.00
022.083.016	45.00	30.00
022.083.017	45.00	30.00
022.083.018	45.00	30.00
022.083.019	45.00	30.00
022.083.020	45.00	30.00
022.083.021	45.00	30.00
022.083.022	45.00	30.00
022.083.023	45.00	30.00
022.083.026	45.00	30.00
022.083.027	45.00	30.00
022.083.028	45.00	30.00
022.083.029	45.00	30.00
022.083.032	45.00	30.00
022.083.033	45.00	30.00
022.083.035	45.00	30.00
022.083.038	45.00	30.00
022.083.041	45.00	30.00
022.083.042	45.00	30.00
022.083.043	45.00	30.00
022.083.044	45.00	30.00
022.083.046	45.00	30.00
022.083.047	45.00	30.00
022.083.048	45.00	30.00
022.083.049	45.00	30.00
022.083.052	45.00	30.00
022.083.053	45.00	30.00
022.083.054	45.00	30.00
022.083.056	45.00	30.00
022.083.057	45.00	30.00
022.083.058	45.00	30.00
022.083.061	45.00	30.00
022.083.064	45.00	30.00
022.084.001	45.00	30.00
022.084.002	45.00	30.00
022.084.005	45.00	30.00
022.084.006	45.00	30.00
022.084.007	45.00	30.00
022.084.009	45.00	30.00
022.084.010	45.00	30.00

Exhibit "A" to Resolution 19-2016

Cambria Community Services District Water/Wastewater Standby Availability 2016/2017 Tax Year

<u>Parcel</u>	<u>Water Availability</u>	<u>Wastewater Availability</u>
022.084.011	45.00	30.00
022.084.012	45.00	30.00
022.084.014	45.00	30.00
022.084.022	45.00	30.00
022.084.023	45.00	30.00
022.084.024	45.00	30.00
022.084.025	45.00	30.00
022.084.026	45.00	30.00
022.084.027	45.00	30.00
022.084.028	45.00	30.00
022.084.035	45.00	30.00
022.084.036	45.00	30.00
022.084.038	45.00	30.00
022.084.039	45.00	30.00
022.084.040	45.00	30.00
022.084.043	45.00	30.00
022.084.049	45.00	30.00
022.084.050	45.00	30.00
022.084.053	45.00	30.00
022.084.054	45.00	30.00
022.084.057	45.00	30.00
022.084.059	45.00	30.00
022.084.060	45.00	30.00
022.084.061	45.00	30.00
022.084.064	45.00	30.00
022.084.065	45.00	30.00
022.084.066	45.00	30.00
022.091.009	45.00	30.00
022.091.022	45.00	30.00
022.091.029	45.00	30.00
022.091.033	45.00	30.00
022.091.039	45.00	30.00
022.091.041	45.00	30.00
022.091.045	45.00	30.00
022.091.046	45.00	30.00
022.091.050	45.00	30.00
022.091.051	45.00	30.00
022.091.055	45.00	30.00
022.091.056	45.00	30.00
022.091.057	45.00	30.00
022.091.058	45.00	30.00
022.091.059	45.00	30.00
022.093.001	45.00	30.00
022.093.002	45.00	30.00



Exhibit "A" to Resolution 19-2016

Cambria Community Services District Water/Wastewater Standby Availability 2016/2017 Tax Year

<u>Parcel</u>	<u>Water Availability</u>	<u>Wastewater Availability</u>
022.093.003	45.00	30.00
022.093.008	45.00	30.00
022.093.010	45.00	30.00
022.093.017	45.00	30.00
022.093.020	45.00	30.00
022.093.021	45.00	30.00
022.093.022	45.00	30.00
022.093.026	45.00	30.00
022.093.031	45.00	30.00
022.093.033	45.00	30.00
022.093.037	45.00	30.00
022.093.040	45.00	30.00
022.093.041	45.00	30.00
022.093.044	45.00	30.00
022.093.045	45.00	30.00
022.093.053	45.00	30.00
022.093.054	45.00	30.00
022.101.001	45.00	30.00
022.121.004	45.00	30.00
022.121.008	45.00	30.00
022.121.009	45.00	30.00
022.121.010	45.00	30.00
022.121.016	45.00	30.00
022.121.017	45.00	30.00
022.121.018	45.00	30.00
022.121.020	45.00	30.00
022.121.021	45.00	30.00
022.121.022	45.00	30.00
022.122.004	45.00	30.00
022.122.005	45.00	30.00
022.122.006	45.00	30.00
022.122.011	45.00	30.00
022.122.012	45.00	30.00
022.122.013	45.00	30.00
022.122.014	45.00	30.00
022.122.031	45.00	30.00
022.122.033	45.00	30.00
022.122.034	45.00	30.00
022.122.035	45.00	30.00
022.122.038	45.00	30.00
022.123.003	45.00	30.00
022.123.007	45.00	30.00
022.123.008	45.00	30.00
022.123.009	45.00	30.00

Exhibit "A" to Resolution 19-2016

Cambria Community Services District Water/Wastewater Standby Availability 2016/2017 Tax Year

<u>Parcel</u>	<u>Water Availability</u>	<u>Wastewater Availability</u>
022.123.010	45.00	30.00
022.123.011	45.00	30.00
022.123.020	45.00	30.00
022.123.023	45.00	30.00
022.123.024	45.00	30.00
022.123.025	45.00	30.00
022.123.026	45.00	30.00
022.123.027	45.00	30.00
022.123.028	45.00	30.00
022.123.029	45.00	30.00
022.123.030	45.00	30.00
022.123.031	45.00	30.00
022.123.032	45.00	30.00
022.123.033	45.00	30.00
022.123.034	45.00	30.00
022.123.035	45.00	30.00
022.123.037	45.00	30.00
022.123.038	45.00	30.00
022.123.039	45.00	30.00
022.123.040	45.00	30.00
022.123.041	45.00	30.00
022.123.044	45.00	30.00
022.124.004	45.00	30.00
022.124.005	45.00	30.00
022.124.006	45.00	30.00
022.124.007	45.00	30.00
022.124.008	45.00	30.00
022.124.009	45.00	30.00
022.124.031	45.00	30.00
022.124.034	45.00	30.00
022.124.035	45.00	30.00
022.124.036	45.00	30.00
022.124.037	45.00	30.00
022.125.001	45.00	30.00
022.126.001	45.00	30.00
022.126.003	45.00	30.00
022.126.037	45.00	30.00
022.126.039	45.00	30.00
022.126.041	45.00	30.00
022.131.004	45.00	30.00
022.131.006	45.00	30.00
022.131.010	45.00	30.00
022.131.014	45.00	30.00
022.131.021	45.00	30.00

Exhibit "A" to Resolution 19-2016

Cambria Community Services District Water/Wastewater Standby Availability 2016/2017 Tax Year

<u>Parcel</u>	<u>Water Availability</u>	<u>Wastewater Availability</u>
022.131.023	45.00	30.00
022.131.026	45.00	30.00
022.131.027	45.00	30.00
022.131.034	45.00	30.00
022.131.036	45.00	30.00
022.131.038	45.00	30.00
022.131.048	45.00	30.00
022.131.050	45.00	30.00
022.131.059	45.00	30.00
022.141.011	45.00	30.00
022.141.016	45.00	30.00
022.141.017	45.00	30.00
022.141.018	45.00	30.00
022.141.026	45.00	30.00
022.141.028	45.00	30.00
022.141.032	45.00	30.00
022.141.033	45.00	30.00
022.141.034	45.00	30.00
022.141.035	45.00	30.00
022.141.036	45.00	30.00
022.141.038	45.00	30.00
022.141.039	45.00	30.00
022.141.045	45.00	30.00
022.141.046	45.00	30.00
022.151.024	45.00	30.00
022.151.053	45.00	30.00
022.151.054	45.00	30.00
022.151.061	45.00	30.00
022.151.067	45.00	30.00
022.151.069	45.00	30.00
022.151.076	45.00	30.00
022.151.077	45.00	30.00
022.151.078	45.00	30.00
022.151.081	45.00	30.00
022.151.082	45.00	30.00
022.151.084	45.00	30.00
022.151.085	45.00	30.00
022.151.086	45.00	30.00
022.151.087	45.00	30.00
022.151.088	45.00	30.00
022.161.006	45.00	30.00
022.161.007	45.00	30.00
022.161.008	45.00	30.00
022.161.009	45.00	30.00

Exhibit "A" to Resolution 19-2016

Cambria Community Services District Water/Wastewater Standby Availability 2016/2017 Tax Year

<u>Parcel</u>	<u>Water Availability</u>	<u>Wastewater Availability</u>
022.162.010	45.00	30.00
022.162.011	45.00	30.00
022.162.012	45.00	30.00
022.162.013	45.00	30.00
022.162.017	45.00	30.00
022.162.018	45.00	30.00
022.162.019	45.00	30.00
022.163.002	45.00	30.00
022.163.004	45.00	30.00
022.163.005	45.00	30.00
022.163.006	45.00	30.00
022.163.007	45.00	30.00
022.163.009	45.00	30.00
022.163.010	45.00	30.00
022.171.001	45.00	30.00
022.171.002	45.00	30.00
022.171.003	45.00	30.00
022.171.004	45.00	30.00
022.171.005	45.00	30.00
022.171.006	45.00	30.00
022.171.017	45.00	30.00
022.171.024	45.00	30.00
022.171.028	45.00	30.00
022.171.031	45.00	30.00
022.171.034	45.00	30.00
022.171.035	45.00	30.00
022.171.036	45.00	30.00
022.171.040	45.00	30.00
022.171.041	45.00	30.00
022.171.047	45.00	30.00
022.171.048	45.00	30.00
022.171.049	45.00	30.00
022.171.052	45.00	30.00
022.171.053	45.00	30.00
022.171.054	45.00	30.00
022.171.055	45.00	30.00
022.171.056	45.00	30.00
022.171.057	45.00	30.00
022.172.002	45.00	30.00
022.172.004	45.00	30.00
022.172.005	45.00	30.00
022.172.018	45.00	30.00
022.172.021	45.00	30.00
022.172.022	45.00	30.00

Exhibit "A" to Resolution 19-2016

Cambria Community Services District Water/Wastewater Standby Availability 2016/2017 Tax Year

<u>Parcel</u>	<u>Water Availability</u>	<u>Wastewater Availability</u>
022.172.023	45.00	30.00
022.172.025	45.00	30.00
022.172.029	45.00	30.00
022.172.030	45.00	30.00
022.172.031	45.00	30.00
022.172.033	45.00	30.00
022.172.036	45.00	30.00
022.172.039	45.00	30.00
022.172.044	45.00	30.00
022.172.048	45.00	30.00
022.172.049	45.00	30.00
022.172.050	45.00	30.00
022.172.052	45.00	30.00
022.172.053	45.00	30.00
022.172.054	45.00	30.00
022.172.055	45.00	30.00
022.172.057	45.00	30.00
022.172.059	45.00	30.00
022.172.060	45.00	30.00
022.172.061	45.00	30.00
022.181.003	45.00	30.00
022.181.006	45.00	30.00
022.181.007	45.00	30.00
022.181.010	45.00	30.00
022.181.011	45.00	30.00
022.181.014	45.00	30.00
022.181.015	45.00	30.00
022.181.016	45.00	30.00
022.181.017	45.00	30.00
022.181.018	45.00	30.00
022.181.026	45.00	30.00
022.181.033	45.00	30.00
022.181.034	45.00	30.00
022.181.035	45.00	30.00
022.181.042	45.00	30.00
022.181.047	45.00	30.00
022.181.049	45.00	30.00
022.181.052	45.00	30.00
022.181.053	45.00	30.00
022.181.054	45.00	30.00
022.181.055	45.00	30.00
022.181.056	45.00	30.00
022.181.058	45.00	30.00
022.181.059	45.00	30.00

Exhibit "A" to Resolution 19-2016

Cambria Community Services District Water/Wastewater Standby Availability 2016/2017 Tax Year

<u>Parcel</u>	<u>Water Availability</u>	<u>Wastewater Availability</u>
022.181.061	45.00	30.00
022.181.062	45.00	30.00
022.181.063	45.00	30.00
022.181.064	45.00	30.00
022.181.065	45.00	30.00
022.182.011	45.00	30.00
022.182.012	45.00	30.00
022.182.013	45.00	30.00
022.182.014	45.00	30.00
022.182.015	45.00	30.00
022.182.016	45.00	30.00
022.182.017	45.00	30.00
022.182.020	45.00	30.00
022.182.021	45.00	30.00
022.182.022	45.00	30.00
022.182.025	45.00	30.00
022.182.026	45.00	30.00
022.182.029	45.00	30.00
022.182.037	45.00	30.00
022.182.038	45.00	30.00
022.182.039	45.00	30.00
022.182.042	45.00	30.00
022.182.043	45.00	30.00
022.182.047	45.00	30.00
022.182.048	45.00	30.00
022.182.050	45.00	30.00
022.182.051	45.00	30.00
022.182.057	45.00	30.00
022.182.058	45.00	30.00
022.182.061	45.00	30.00
022.182.063	45.00	30.00
022.182.064	45.00	30.00
022.182.065	45.00	30.00
022.182.066	45.00	30.00
022.182.068	45.00	30.00
022.182.069	45.00	30.00
022.182.070	45.00	30.00
022.182.071	45.00	30.00
022.191.003	45.00	30.00
022.191.013	45.00	30.00
022.191.018	45.00	30.00
022.191.020	45.00	30.00
022.191.024	45.00	30.00
022.191.027	45.00	30.00

Exhibit "A" to Resolution 19-2016

Cambria Community Services District Water/Wastewater Standby Availability 2016/2017 Tax Year

<u>Parcel</u>	<u>Water Availability</u>	<u>Wastewater Availability</u>
022.191.029	45.00	30.00
022.191.030	45.00	30.00
022.191.034	45.00	30.00
022.192.003	45.00	30.00
022.192.007	45.00	30.00
022.192.014	45.00	30.00
022.192.019	45.00	30.00
022.192.029	45.00	30.00
022.192.033	45.00	30.00
022.192.036	45.00	30.00
022.192.037	45.00	30.00
022.192.039	45.00	30.00
022.192.041	45.00	30.00
022.192.043	45.00	30.00
022.192.045	45.00	30.00
022.192.048	45.00	30.00
022.192.049	45.00	30.00
022.193.004	45.00	30.00
022.193.011	45.00	30.00
022.193.013	45.00	30.00
022.193.014	45.00	30.00
022.193.019	45.00	30.00
022.193.021	45.00	30.00
022.193.026	45.00	30.00
022.193.027	45.00	30.00
022.193.028	45.00	30.00
022.193.029	45.00	30.00
022.193.030	45.00	30.00
022.193.031	45.00	30.00
022.193.036	45.00	30.00
022.193.037	45.00	30.00
022.201.004	45.00	30.00
022.201.006	45.00	30.00
022.201.007	45.00	30.00
022.201.010	45.00	30.00
022.201.016	45.00	30.00
022.201.017	45.00	30.00
022.201.020	45.00	30.00
022.201.021	45.00	30.00
022.201.026	45.00	30.00
022.201.032	45.00	30.00
022.201.035	45.00	30.00
022.201.049	45.00	30.00
022.201.050	45.00	30.00

Exhibit "A" to Resolution 19-2016

Cambria Community Services District Water/Wastewater Standby Availability 2016/2017 Tax Year

<u>Parcel</u>	<u>Water Availability</u>	<u>Wastewater Availability</u>
022.201.051	45.00	30.00
022.201.053	45.00	30.00
022.201.055	45.00	30.00
022.201.056	45.00	30.00
022.201.057	45.00	30.00
022.201.064	45.00	30.00
022.201.068	45.00	30.00
022.201.069	45.00	30.00
022.201.070	45.00	30.00
022.201.071	45.00	30.00
022.201.072	45.00	30.00
022.201.073	45.00	30.00
022.201.074	45.00	30.00
022.201.076	45.00	30.00
022.202.006	45.00	30.00
022.202.009	45.00	30.00
022.202.010	45.00	30.00
022.202.014	45.00	30.00
022.202.016	45.00	30.00
022.202.023	45.00	30.00
022.202.026	45.00	30.00
022.202.027	45.00	30.00
022.212.001	45.00	30.00
022.212.015	45.00	30.00
022.212.019	45.00	30.00
022.212.020	45.00	30.00
022.212.025	45.00	30.00
022.212.028	45.00	30.00
022.212.029	45.00	30.00
022.212.032	45.00	30.00
022.212.033	45.00	30.00
022.212.034	45.00	30.00
022.212.044	45.00	30.00
022.212.046	45.00	30.00
022.212.047	45.00	30.00
022.212.051	45.00	30.00
022.222.005	45.00	30.00
022.222.013	45.00	30.00
022.222.022	45.00	30.00
022.222.023	45.00	30.00
022.222.026	45.00	30.00
022.222.027	45.00	30.00
022.223.001	45.00	30.00
022.223.002	45.00	30.00



Exhibit "A" to Resolution 19-2016

Cambria Community Services District Water/Wastewater Standby Availability 2016/2017 Tax Year

<u>Parcel</u>	<u>Water Availability</u>	<u>Wastewater Availability</u>
022.223.003	45.00	30.00
022.223.008	45.00	30.00
022.223.009	45.00	30.00
022.223.010	45.00	30.00
022.224.007	45.00	30.00
022.224.010	45.00	30.00
022.224.011	45.00	30.00
022.224.012	45.00	30.00
022.224.013	45.00	30.00
022.225.013	45.00	30.00
022.226.012	45.00	30.00
022.226.013	45.00	30.00
022.226.018	45.00	30.00
022.226.019	45.00	30.00
022.226.021	45.00	30.00
022.226.022	45.00	30.00
022.226.023	45.00	30.00
022.227.004	45.00	30.00
022.227.006	45.00	30.00
022.227.016	45.00	30.00
022.227.019	45.00	30.00
022.227.023	45.00	30.00
022.227.024	45.00	30.00
022.227.025	45.00	30.00
022.227.026	45.00	30.00
022.227.028	45.00	30.00
022.231.003	45.00	30.00
022.231.005	45.00	30.00
022.231.006	45.00	30.00
022.231.007	45.00	30.00
022.231.014	45.00	30.00
022.231.018	45.00	30.00
022.231.021	45.00	30.00
022.231.027	45.00	30.00
022.231.029	45.00	30.00
022.231.030	45.00	30.00
022.231.031	45.00	30.00
022.231.034	45.00	30.00
022.231.035	45.00	30.00
022.231.037	45.00	30.00
022.231.038	45.00	30.00
022.231.039	45.00	30.00
022.231.040	45.00	30.00
022.231.041	45.00	30.00

Exhibit "A" to Resolution 19-2016

Cambria Community Services District Water/Wastewater Standby Availability 2016/2017 Tax Year

<u>Parcel</u>	<u>Water Availability</u>	<u>Wastewater Availability</u>
022.231.042	45.00	30.00
022.232.001	45.00	30.00
022.232.007	45.00	30.00
022.232.010	45.00	30.00
022.232.011	45.00	30.00
022.232.012	45.00	30.00
022.232.013	45.00	30.00
022.232.014	45.00	30.00
022.232.015	45.00	30.00
022.232.025	45.00	30.00
022.232.029	45.00	30.00
022.232.031	45.00	30.00
022.232.034	45.00	30.00
022.232.036	45.00	30.00
022.232.037	45.00	30.00
022.232.040	45.00	30.00
022.232.042	45.00	30.00
022.232.043	45.00	30.00
022.232.044	45.00	30.00
022.232.046	45.00	30.00
022.233.001	45.00	30.00
022.233.002	45.00	30.00
022.233.009	45.00	30.00
022.233.013	45.00	30.00
022.233.014	45.00	30.00
022.233.025	45.00	30.00
022.233.026	45.00	30.00
022.233.029	45.00	30.00
022.233.032	45.00	30.00
022.233.033	45.00	30.00
022.233.034	45.00	30.00
022.233.038	45.00	30.00
022.233.041	45.00	30.00
022.233.042	45.00	30.00
022.241.008	45.00	30.00
022.241.009	45.00	30.00
022.241.010	45.00	30.00
022.241.016	45.00	30.00
022.241.019	45.00	30.00
022.241.020	45.00	30.00
022.241.024	45.00	30.00
022.241.028	45.00	30.00
022.241.029	45.00	30.00
022.241.033	45.00	30.00

Exhibit "A" to Resolution 19-2016

Cambria Community Services District Water/Wastewater Standby Availability 2016/2017 Tax Year

<u>Parcel</u>	<u>Water Availability</u>	<u>Wastewater Availability</u>
022.241.037	45.00	30.00
022.241.040	45.00	30.00
022.241.041	45.00	30.00
022.241.043	45.00	30.00
022.242.001	45.00	30.00
022.242.002	45.00	30.00
022.242.008	45.00	30.00
022.242.024	45.00	30.00
022.242.028	45.00	30.00
022.242.029	45.00	30.00
022.242.030	45.00	30.00
022.242.033	45.00	30.00
022.242.035	45.00	30.00
022.242.036	45.00	30.00
022.242.037	45.00	30.00
022.243.001	45.00	30.00
022.243.004	45.00	30.00
022.243.010	45.00	30.00
022.243.011	45.00	30.00
022.243.015	45.00	30.00
022.243.016	45.00	30.00
022.243.017	45.00	30.00
022.243.018	45.00	30.00
022.243.023	45.00	30.00
022.243.024	45.00	30.00
022.243.025	45.00	30.00
022.243.026	45.00	30.00
022.243.027	45.00	30.00
022.243.028	45.00	30.00
022.251.018	45.00	30.00
022.251.019	45.00	30.00
022.251.020	45.00	30.00
022.261.008	45.00	30.00
022.261.021	45.00	30.00
022.261.033	45.00	30.00
022.261.035	45.00	30.00
022.261.036	45.00	30.00
022.261.052	45.00	30.00
022.261.053	45.00	30.00
022.261.064	45.00	30.00
022.261.065	45.00	30.00
022.261.066	45.00	30.00
022.261.069	45.00	30.00
022.271.002	45.00	30.00

Exhibit "A" to Resolution 19-2016

Cambria Community Services District Water/Wastewater Standby Availability 2016/2017 Tax Year

<u>Parcel</u>	<u>Water Availability</u>	<u>Wastewater Availability</u>
022.271.006	45.00	30.00
022.271.007	45.00	30.00
022.271.025	45.00	30.00
022.271.026	45.00	30.00
022.271.033	45.00	30.00
022.271.038	45.00	30.00
022.271.039	45.00	30.00
022.271.053	45.00	30.00
022.271.054	45.00	30.00
022.271.055	45.00	30.00
022.282.001	45.00	30.00
022.282.004	45.00	30.00
022.282.009	45.00	30.00
022.282.012	45.00	30.00
022.282.013	45.00	30.00
022.282.014	45.00	30.00
022.283.005	45.00	30.00
022.283.006	45.00	30.00
022.283.011	45.00	30.00
022.283.012	45.00	30.00
022.283.013	45.00	30.00
022.283.014	45.00	30.00
022.283.015	45.00	30.00
022.283.016	45.00	30.00
022.283.017	45.00	30.00
022.291.003	45.00	30.00
022.291.007	45.00	30.00
022.291.010	45.00	30.00
022.291.012	45.00	30.00
022.291.013	45.00	30.00
022.291.015	45.00	30.00
022.291.018	45.00	30.00
022.291.026	45.00	30.00
022.291.030	45.00	30.00
022.291.031	45.00	30.00
022.291.033	45.00	30.00
022.291.034	45.00	30.00
022.291.035	45.00	30.00
022.291.036	45.00	30.00
022.292.003	45.00	30.00
022.292.004	45.00	30.00
022.292.008	45.00	30.00
022.292.012	45.00	30.00
022.292.013	45.00	30.00

Exhibit "A" to Resolution 19-2016

Cambria Community Services District Water/Wastewater Standby Availability 2016/2017 Tax Year

<u>Parcel</u>	<u>Water Availability</u>	<u>Wastewater Availability</u>
022.292.016	45.00	30.00
022.292.021	45.00	30.00
022.292.022	45.00	30.00
022.292.023	45.00	30.00
022.292.024	45.00	30.00
022.292.025	45.00	30.00
022.292.026	45.00	30.00
022.292.028	45.00	30.00
022.292.029	45.00	30.00
022.292.030	45.00	30.00
022.301.015	45.00	30.00
022.301.017	45.00	30.00
022.301.022	45.00	30.00
022.301.025	45.00	30.00
022.301.026	45.00	30.00
022.302.001	45.00	30.00
022.302.006	45.00	30.00
022.302.010	45.00	30.00
022.302.011	45.00	30.00
022.302.012	45.00	30.00
022.302.015	45.00	30.00
022.302.016	45.00	30.00
022.302.017	45.00	30.00
022.302.018	45.00	30.00
022.302.019	45.00	30.00
022.303.005	45.00	30.00
022.303.012	45.00	30.00
022.303.014	45.00	30.00
022.303.015	45.00	30.00
022.303.019	45.00	30.00
022.303.020	45.00	30.00
022.303.021	45.00	30.00
022.303.022	45.00	30.00
022.311.001	45.00	30.00
022.311.010	45.00	30.00
022.311.012	45.00	30.00
022.311.013	45.00	30.00
022.311.016	45.00	30.00
022.311.021	45.00	30.00
022.311.024	45.00	30.00
022.311.026	45.00	30.00
022.311.027	45.00	30.00
022.311.028	45.00	30.00
022.311.030	45.00	30.00

Exhibit "A" to Resolution 19-2016

Cambria Community Services District Water/Wastewater Standby Availability 2016/2017 Tax Year

<u>Parcel</u>	<u>Water Availability</u>	<u>Wastewater Availability</u>
022.311.031	45.00	30.00
022.312.006	45.00	30.00
022.312.018	45.00	30.00
022.312.022	45.00	30.00
022.312.025	45.00	30.00
022.312.026	45.00	30.00
022.312.029	45.00	30.00
022.312.030	45.00	30.00
022.312.031	45.00	30.00
022.312.032	45.00	30.00
022.312.034	45.00	30.00
022.312.037	45.00	30.00
022.313.014	45.00	30.00
022.313.016	45.00	30.00
022.313.024	45.00	30.00
022.313.025	45.00	30.00
022.313.028	45.00	30.00
022.313.029	45.00	30.00
022.313.031	45.00	30.00
022.313.032	45.00	30.00
022.313.037	45.00	30.00
022.321.009	45.00	30.00
022.321.011	45.00	30.00
022.321.012	45.00	30.00
022.321.015	45.00	30.00
022.321.024	45.00	30.00
022.321.026	45.00	30.00
022.321.028	45.00	30.00
022.321.030	45.00	30.00
022.321.032	45.00	30.00
022.321.033	45.00	30.00
022.321.034	45.00	30.00
022.322.005	45.00	30.00
022.322.009	45.00	30.00
022.322.010	45.00	30.00
022.322.011	45.00	30.00
022.322.017	45.00	30.00
022.322.019	45.00	30.00
022.322.021	45.00	30.00
022.322.022	45.00	30.00
022.322.023	45.00	30.00
022.322.024	45.00	30.00
022.322.025	45.00	30.00
022.322.027	45.00	30.00

Exhibit "A" to Resolution 19-2016

Cambria Community Services District Water/Wastewater Standby Availability 2016/2017 Tax Year

<u>Parcel</u>	<u>Water Availability</u>	<u>Wastewater Availability</u>
022.323.009	45.00	30.00
022.323.025	45.00	30.00
022.323.028	45.00	30.00
022.323.029	45.00	30.00
022.323.031	45.00	30.00
022.323.033	45.00	30.00
022.323.035	45.00	30.00
022.323.037	45.00	30.00
022.323.043	45.00	30.00
022.323.045	45.00	30.00
022.323.046	45.00	30.00
022.331.017	45.00	30.00
022.331.021	45.00	30.00
022.331.040	45.00	30.00
022.331.042	45.00	30.00
022.331.043	45.00	30.00
022.331.044	45.00	30.00
022.331.045	45.00	30.00
022.331.049	45.00	30.00
022.331.052	45.00	30.00
022.331.053	45.00	30.00
022.331.054	45.00	30.00
022.331.055	45.00	30.00
022.332.005	45.00	30.00
022.332.012	45.00	30.00
022.332.014	45.00	30.00
022.332.017	45.00	30.00
022.332.018	45.00	30.00
022.332.019	45.00	30.00
022.332.020	45.00	30.00
022.332.021	45.00	30.00
022.332.024	45.00	30.00
022.332.025	45.00	30.00
022.332.026	45.00	30.00
022.332.027	45.00	30.00
022.332.028	45.00	30.00
022.332.029	45.00	30.00
022.333.002	45.00	30.00
022.333.003	45.00	30.00
022.333.009	45.00	30.00
022.333.011	45.00	30.00
022.333.012	45.00	30.00
022.333.013	45.00	30.00
022.333.014	45.00	30.00

Exhibit "A" to Resolution 19-2016

Cambria Community Services District Water/Wastewater Standby Availability 2016/2017 Tax Year

<u>Parcel</u>	<u>Water Availability</u>	<u>Wastewater Availability</u>
022.333.016	45.00	30.00
022.333.017	45.00	30.00
022.341.005	45.00	30.00
022.341.016	45.00	30.00
022.341.026	45.00	30.00
022.341.029	45.00	30.00
022.341.032	45.00	30.00
022.341.033	45.00	30.00
022.341.034	45.00	
022.341.036	45.00	30.00
022.341.038	45.00	30.00
022.341.039	45.00	30.00
022.341.042	45.00	30.00
022.342.004	45.00	30.00
022.342.007	45.00	30.00
022.342.014	45.00	30.00
022.342.015	45.00	30.00
022.342.017	45.00	30.00
022.342.020	45.00	30.00
022.342.023	45.00	30.00
022.342.024	45.00	30.00
022.342.027	45.00	30.00
022.342.029	45.00	30.00
022.342.030	45.00	30.00
022.342.032	45.00	30.00
022.342.033	45.00	30.00
022.343.008	45.00	30.00
022.343.009	45.00	30.00
022.343.012	45.00	30.00
022.343.014	45.00	30.00
022.343.016	45.00	30.00
022.343.022	45.00	30.00
022.343.023	45.00	30.00
022.343.024	45.00	30.00
022.343.027	45.00	30.00
022.343.028	45.00	30.00
022.343.031	45.00	30.00
022.343.039	45.00	30.00
022.343.042	45.00	30.00
022.343.043	45.00	30.00
022.351.004	45.00	30.00
022.351.005	45.00	30.00
022.351.006	45.00	30.00
022.351.007	45.00	30.00



Exhibit "A" to Resolution 19-2016

Cambria Community Services District Water/Wastewater Standby Availability 2016/2017 Tax Year

<u>Parcel</u>	<u>Water Availability</u>	<u>Wastewater Availability</u>
022.351.010	45.00	30.00
022.351.011	45.00	30.00
022.351.013	45.00	30.00
022.351.014	45.00	30.00
022.351.015	45.00	30.00
022.351.016	45.00	30.00
022.352.003	45.00	30.00
022.352.004	45.00	30.00
022.352.008	45.00	30.00
022.352.009	45.00	30.00
022.352.010	45.00	30.00
022.352.012	45.00	30.00
022.352.013	45.00	30.00
022.352.014	45.00	30.00
022.352.015	45.00	30.00
022.352.016	45.00	30.00
022.352.022	45.00	30.00
022.352.023	45.00	30.00
022.353.003	45.00	30.00
022.353.004	45.00	30.00
022.353.009	45.00	30.00
022.353.010	45.00	30.00
022.353.011	45.00	30.00
022.353.012	45.00	30.00
022.353.013	45.00	30.00
022.353.015	45.00	30.00
022.354.001	45.00	30.00
022.361.011	45.00	30.00
022.361.012	45.00	30.00
022.361.017	45.00	30.00
022.361.018	45.00	30.00
022.361.019	45.00	30.00
022.361.025	45.00	30.00
022.361.028	45.00	30.00
022.361.045	45.00	30.00
022.361.052	45.00	30.00
022.361.056	45.00	30.00
022.361.058	45.00	30.00
022.361.071	45.00	30.00
022.371.003	45.00	30.00
022.371.004	45.00	30.00
022.371.006	45.00	30.00
022.371.007	45.00	30.00
022.371.008	45.00	30.00

Exhibit "A" to Resolution 19-2016

Cambria Community Services District Water/Wastewater Standby Availability 2016/2017 Tax Year

<u>Parcel</u>	<u>Water Availability</u>	<u>Wastewater Availability</u>
022.371.009	45.00	30.00
022.371.010	45.00	30.00
022.381.001	45.00	30.00
022.381.002	45.00	30.00
022.381.004	45.00	30.00
022.381.005	45.00	30.00
022.381.006	45.00	30.00
022.381.007	45.00	30.00
022.381.008	45.00	30.00
022.381.011	45.00	30.00
022.381.012	45.00	30.00
023.011.010	45.00	30.00
023.011.012	45.00	30.00
023.011.015	45.00	30.00
023.012.002	45.00	30.00
023.012.003	45.00	30.00
023.012.009	45.00	30.00
023.012.010	45.00	30.00
023.012.016	45.00	30.00
023.012.017	45.00	30.00
023.012.021	45.00	30.00
023.012.023	45.00	30.00
023.012.028	45.00	30.00
023.012.029	45.00	30.00
023.013.005	45.00	30.00
023.013.009	45.00	30.00
023.013.012	45.00	30.00
023.013.022	45.00	30.00
023.013.024	45.00	30.00
023.013.026	45.00	30.00
023.014.021	45.00	30.00
023.014.022	45.00	30.00
023.014.023	45.00	30.00
023.014.026	45.00	30.00
023.014.027	45.00	30.00
023.014.028	45.00	30.00
023.014.029	45.00	30.00
023.015.006	45.00	30.00
023.015.009	45.00	30.00
023.015.010	45.00	30.00
023.015.011	45.00	30.00
023.015.012	45.00	30.00
023.015.013	45.00	30.00
023.015.015	45.00	30.00

Exhibit "A" to Resolution 19-2016

Cambria Community Services District Water/Wastewater Standby Availability 2016/2017 Tax Year

<u>Parcel</u>	<u>Water Availability</u>	<u>Wastewater Availability</u>
023.015.016	45.00	30.00
023.015.023	45.00	30.00
023.015.024	45.00	30.00
023.016.001	45.00	30.00
023.016.004	45.00	30.00
023.016.009	45.00	30.00
023.016.014	45.00	30.00
023.016.015	45.00	30.00
023.016.018	45.00	30.00
023.016.022	45.00	30.00
023.016.025	45.00	30.00
023.016.028	45.00	30.00
023.016.035	45.00	30.00
023.016.039	45.00	30.00
023.016.046	45.00	30.00
023.016.047	45.00	30.00
023.017.006	45.00	30.00
023.017.007	45.00	30.00
023.017.008	45.00	30.00
023.017.011	45.00	30.00
023.017.012	45.00	30.00
023.017.013	45.00	30.00
023.017.025	45.00	30.00
023.017.030	45.00	30.00
023.017.031	45.00	30.00
023.017.033	45.00	30.00
023.017.037	45.00	30.00
023.017.038	45.00	30.00
023.017.043	45.00	30.00
023.017.045	45.00	30.00
023.017.046	45.00	30.00
023.018.001	45.00	30.00
023.018.004	45.00	30.00
023.018.007	45.00	30.00
023.018.010	45.00	30.00
023.018.011	45.00	30.00
023.018.012	45.00	30.00
023.018.017	45.00	30.00
023.018.022	45.00	30.00
023.018.025	45.00	30.00
023.018.027	45.00	30.00
023.018.028	45.00	30.00
023.018.031	45.00	30.00
023.018.036	45.00	30.00

Exhibit "A" to Resolution 19-2016

Cambria Community Services District Water/Wastewater Standby Availability 2016/2017 Tax Year

<u>Parcel</u>	<u>Water Availability</u>	<u>Wastewater Availability</u>
023.018.037	45.00	30.00
023.018.039	45.00	30.00
023.018.040	45.00	30.00
023.019.003	45.00	30.00
023.019.004	45.00	30.00
023.019.016	45.00	30.00
023.019.021	45.00	30.00
023.019.024	45.00	30.00
023.019.026	45.00	30.00
023.019.027	45.00	30.00
023.019.029	45.00	30.00
023.019.030	45.00	30.00
023.019.034	45.00	30.00
023.019.035	45.00	30.00
023.019.036	45.00	30.00
023.019.037	45.00	30.00
023.019.038	45.00	30.00
023.019.039	45.00	30.00
023.021.001	45.00	30.00
023.021.008	45.00	30.00
023.021.015	45.00	30.00
023.021.021	45.00	30.00
023.021.022	45.00	30.00
023.021.026	45.00	30.00
023.021.027	45.00	30.00
023.021.028	45.00	30.00
023.021.030	45.00	30.00
023.021.031	45.00	30.00
023.022.001	45.00	30.00
023.022.014	45.00	30.00
023.022.018	45.00	30.00
023.022.019	45.00	30.00
023.022.020	45.00	30.00
023.022.022	45.00	30.00
023.022.023	45.00	30.00
023.023.001	45.00	30.00
023.023.002	45.00	30.00
023.023.003	45.00	30.00
023.023.009	45.00	30.00
023.023.010	45.00	30.00
023.023.011	45.00	30.00
023.023.012	45.00	30.00
023.023.015	45.00	30.00
023.023.022	45.00	30.00

Exhibit "A" to Resolution 19-2016

Cambria Community Services District Water/Wastewater Standby Availability 2016/2017 Tax Year

<u>Parcel</u>	<u>Water Availability</u>	<u>Wastewater Availability</u>
023.024.005	45.00	30.00
023.024.007	45.00	30.00
023.024.008	45.00	30.00
023.024.010	45.00	30.00
023.024.011	45.00	30.00
023.025.003	45.00	30.00
023.025.012	45.00	30.00
023.025.014	45.00	30.00
023.025.015	45.00	30.00
023.025.018	45.00	30.00
023.025.021	45.00	30.00
023.025.029	45.00	30.00
023.025.031	45.00	30.00
023.025.037	45.00	30.00
023.025.038	45.00	30.00
023.025.039	45.00	30.00
023.025.040	45.00	30.00
023.025.042	45.00	30.00
023.026.003	45.00	30.00
023.026.005	45.00	30.00
023.031.001	45.00	30.00
023.031.002	45.00	30.00
023.031.003	45.00	30.00
023.031.005	45.00	30.00
023.031.006	45.00	30.00
023.032.001	45.00	30.00
023.032.002	45.00	30.00
023.032.003	45.00	30.00
023.032.006	45.00	30.00
023.032.007	45.00	30.00
023.032.008	45.00	30.00
023.033.003	45.00	30.00
023.033.010	45.00	30.00
023.033.011	45.00	30.00
023.033.012	45.00	30.00
023.033.017	45.00	30.00
023.033.018	45.00	30.00
023.034.002	45.00	30.00
023.034.003	45.00	30.00
023.034.007	45.00	30.00
023.034.009	45.00	30.00
023.034.014	45.00	30.00
023.035.001	45.00	30.00
023.035.006	45.00	30.00

Exhibit "A" to Resolution 19-2016

Cambria Community Services District Water/Wastewater Standby Availability 2016/2017 Tax Year

<u>Parcel</u>	<u>Water Availability</u>	<u>Wastewater Availability</u>
023.035.007	45.00	30.00
023.035.010	45.00	30.00
023.035.015	45.00	30.00
023.035.020	45.00	30.00
023.035.022	45.00	30.00
023.035.023	45.00	30.00
023.035.024	45.00	30.00
023.035.025	45.00	30.00
023.035.026	45.00	30.00
023.035.027	45.00	30.00
023.035.028	45.00	30.00
023.036.008	45.00	30.00
023.036.011	45.00	30.00
023.036.025	45.00	30.00
023.036.027	45.00	30.00
023.036.028	45.00	30.00
023.036.034	45.00	30.00
023.036.035	45.00	30.00
023.041.013	45.00	30.00
023.041.014	45.00	30.00
023.041.019	45.00	30.00
023.041.026	45.00	30.00
023.041.029	45.00	30.00
023.041.030	45.00	30.00
023.041.031	45.00	30.00
023.041.033	45.00	30.00
023.041.036	45.00	30.00
023.041.040	45.00	30.00
023.041.041	45.00	30.00
023.041.042	45.00	30.00
023.041.043	45.00	30.00
023.041.044	45.00	30.00
023.041.045	45.00	30.00
023.041.046	45.00	30.00
023.041.047	45.00	30.00
023.042.005	45.00	30.00
023.042.011	45.00	30.00
023.042.014	45.00	30.00
023.042.017	45.00	30.00
023.042.019	45.00	30.00
023.042.020	45.00	30.00
023.043.001	45.00	30.00
023.043.010	45.00	30.00
023.044.001	45.00	30.00

Exhibit "A" to Resolution 19-2016

Cambria Community Services District Water/Wastewater Standby Availability 2016/2017 Tax Year

<u>Parcel</u>	<u>Water Availability</u>	<u>Wastewater Availability</u>
023.044.005	45.00	30.00
023.044.006	45.00	30.00
023.044.008	45.00	30.00
023.044.009	45.00	30.00
023.044.010	45.00	30.00
023.044.011	45.00	30.00
023.044.012	45.00	30.00
023.044.014	45.00	30.00
023.044.017	45.00	30.00
023.044.019	45.00	30.00
023.045.008	45.00	30.00
023.045.020	45.00	30.00
023.045.021	45.00	30.00
023.045.022	45.00	30.00
023.045.023	45.00	30.00
023.045.029	45.00	30.00
023.045.031	45.00	30.00
023.045.037	45.00	30.00
023.045.038	45.00	30.00
023.045.039	45.00	30.00
023.045.040	45.00	30.00
023.045.041	45.00	30.00
023.045.042	45.00	30.00
023.046.010	45.00	30.00
023.046.019	45.00	30.00
023.046.020	45.00	30.00
023.046.022	45.00	30.00
023.046.027	45.00	30.00
023.046.029	45.00	30.00
023.046.031	45.00	30.00
023.046.032	45.00	30.00
023.046.042	45.00	30.00
023.046.043	45.00	30.00
023.046.044	45.00	30.00
023.046.045	45.00	30.00
023.046.046	45.00	30.00
023.047.001	45.00	30.00
023.047.005	45.00	30.00
023.047.009	45.00	30.00
023.047.016	45.00	30.00
023.047.018	45.00	30.00
023.047.024	45.00	30.00
023.047.034	45.00	30.00
023.047.035	45.00	30.00

Exhibit "A" to Resolution 19-2016

Cambria Community Services District Water/Wastewater Standby Availability 2016/2017 Tax Year

<u>Parcel</u>	<u>Water Availability</u>	<u>Wastewater Availability</u>
023.047.036	45.00	30.00
023.047.037	45.00	30.00
023.048.001	45.00	30.00
023.048.002	45.00	30.00
023.048.011	45.00	30.00
023.048.013	45.00	30.00
023.048.021	45.00	30.00
023.048.035	45.00	30.00
023.048.044	45.00	30.00
023.048.047	45.00	30.00
023.048.053	45.00	30.00
023.048.054	45.00	30.00
023.048.055	45.00	30.00
023.048.056	45.00	30.00
023.049.003	45.00	30.00
023.049.011	45.00	30.00
023.049.013	45.00	30.00
023.049.014	45.00	30.00
023.049.015	45.00	30.00
023.049.018	45.00	30.00
023.049.020	45.00	30.00
023.049.021	45.00	30.00
023.049.022	45.00	30.00
023.049.023	45.00	30.00
023.049.024	45.00	30.00
023.049.030	45.00	30.00
023.049.031	45.00	30.00
023.049.035	45.00	30.00
023.049.037	45.00	30.00
023.049.042	45.00	30.00
023.049.044	45.00	30.00
023.049.046	45.00	30.00
023.051.005	45.00	30.00
023.051.006	45.00	30.00
023.051.011	45.00	30.00
023.051.014	45.00	30.00
023.051.017	45.00	30.00
023.051.018	45.00	30.00
023.051.023	45.00	30.00
023.051.027	45.00	30.00
023.051.028	45.00	30.00
023.051.032	45.00	30.00
023.051.034	45.00	30.00
023.051.037	45.00	30.00



Exhibit "A" to Resolution 19-2016

Cambria Community Services District Water/Wastewater Standby Availability 2016/2017 Tax Year

<u>Parcel</u>	<u>Water Availability</u>	<u>Wastewater Availability</u>
023.051.038	45.00	30.00
023.052.001	45.00	30.00
023.052.004	45.00	30.00
023.052.005	45.00	30.00
023.052.012	45.00	30.00
023.052.013	45.00	30.00
023.052.014	45.00	30.00
023.052.024	45.00	30.00
023.052.025	45.00	30.00
023.052.027	45.00	30.00
023.052.028	45.00	30.00
023.052.029	45.00	30.00
023.062.001	45.00	30.00
023.062.005	45.00	30.00
023.062.011	45.00	30.00
023.062.016	45.00	30.00
023.062.018	45.00	30.00
023.062.019	45.00	30.00
023.062.023	45.00	30.00
023.062.024	45.00	30.00
023.062.025	45.00	30.00
023.062.026	45.00	30.00
023.062.027	45.00	30.00
023.063.001	45.00	30.00
023.063.006	45.00	30.00
023.063.016	45.00	30.00
023.063.017	45.00	30.00
023.063.018	45.00	30.00
023.063.020	45.00	30.00
023.063.021	45.00	30.00
023.063.023	45.00	30.00
023.064.008	45.00	30.00
023.064.019	45.00	30.00
023.064.021	45.00	30.00
023.064.022	45.00	30.00
023.064.023	45.00	30.00
023.064.027	45.00	30.00
023.065.001	45.00	30.00
023.065.003	45.00	30.00
023.065.004	45.00	30.00
023.065.005	45.00	30.00
023.065.006	45.00	30.00
023.065.011	45.00	30.00
023.065.014	45.00	30.00

Exhibit "A" to Resolution 19-2016

Cambria Community Services District Water/Wastewater Standby Availability 2016/2017 Tax Year

<u>Parcel</u>	<u>Water Availability</u>	<u>Wastewater Availability</u>
023.065.015	45.00	30.00
023.066.001	45.00	30.00
023.066.012	45.00	30.00
023.066.023	45.00	30.00
023.066.025	45.00	30.00
023.066.026	45.00	30.00
023.067.001	45.00	30.00
023.067.002	45.00	30.00
023.067.003	45.00	30.00
023.067.004	45.00	30.00
023.067.006	45.00	30.00
023.067.007	45.00	30.00
023.067.008	45.00	30.00
023.067.011	45.00	30.00
023.067.015	45.00	30.00
023.067.017	45.00	30.00
023.067.019	45.00	30.00
023.067.020	45.00	30.00
023.067.022	45.00	30.00
023.067.023	45.00	30.00
023.067.024	45.00	30.00
023.068.001	45.00	30.00
023.068.002	45.00	30.00
023.068.004	45.00	30.00
023.068.008	45.00	30.00
023.068.009	45.00	30.00
023.068.010	45.00	30.00
023.068.021	45.00	30.00
023.068.024	45.00	30.00
023.068.026	45.00	30.00
023.068.027	45.00	30.00
023.068.029	45.00	30.00
023.068.031	45.00	30.00
023.071.018	45.00	30.00
023.071.019	45.00	30.00
023.071.020	45.00	30.00
023.071.022	45.00	30.00
023.071.025	45.00	30.00
023.071.028	45.00	30.00
023.072.005	45.00	30.00
023.072.010	45.00	30.00
023.072.011	45.00	30.00
023.072.023	45.00	30.00
023.072.024	45.00	30.00

Exhibit "A" to Resolution 19-2016

Cambria Community Services District Water/Wastewater Standby Availability 2016/2017 Tax Year

<u>Parcel</u>	<u>Water Availability</u>	<u>Wastewater Availability</u>
023.072.025	45.00	30.00
023.073.013	45.00	30.00
023.073.029	45.00	30.00
023.073.030	45.00	30.00
023.074.026	45.00	30.00
023.074.033	45.00	30.00
023.074.034	45.00	30.00
023.074.035	45.00	30.00
023.074.038	45.00	30.00
023.074.039	45.00	30.00
023.075.005	45.00	30.00
023.075.008	45.00	30.00
023.075.012	45.00	30.00
023.075.014	45.00	30.00
023.075.021	45.00	30.00
023.075.028	45.00	30.00
023.075.029	45.00	30.00
023.075.031	45.00	30.00
023.075.032	45.00	30.00
023.075.033	45.00	30.00
023.075.035	45.00	30.00
023.075.037	45.00	30.00
023.076.003	45.00	30.00
023.076.004	45.00	30.00
023.076.010	45.00	30.00
023.076.018	45.00	30.00
023.076.019	45.00	30.00
023.076.028	45.00	30.00
023.076.030	45.00	30.00
023.076.037	45.00	30.00
023.076.038	45.00	30.00
023.076.039	45.00	30.00
023.081.002	45.00	30.00
023.081.003	45.00	30.00
023.081.013	45.00	30.00
023.081.014	45.00	30.00
023.081.015	45.00	30.00
023.081.016	45.00	30.00
023.081.017	45.00	30.00
023.082.002	45.00	30.00
023.082.012	45.00	30.00
023.082.014	45.00	30.00
023.082.016	45.00	30.00
023.082.021	45.00	30.00

Exhibit "A" to Resolution 19-2016

Cambria Community Services District Water/Wastewater Standby Availability 2016/2017 Tax Year

<u>Parcel</u>	<u>Water Availability</u>	<u>Wastewater Availability</u>
023.082.022	45.00	30.00
023.082.023	45.00	30.00
023.083.003	45.00	30.00
023.083.014	45.00	30.00
023.083.016	45.00	30.00
023.083.018	45.00	30.00
023.083.019	45.00	30.00
023.083.020	45.00	30.00
023.083.021	45.00	30.00
023.084.001	45.00	30.00
023.084.003	45.00	30.00
023.084.004	45.00	30.00
023.084.005	45.00	30.00
023.084.012	45.00	30.00
023.084.014	45.00	30.00
023.084.015	45.00	30.00
023.084.016	45.00	30.00
023.085.001	45.00	30.00
023.085.002	45.00	30.00
023.085.012	45.00	30.00
023.085.013	45.00	30.00
023.085.014	45.00	30.00
023.085.015	45.00	30.00
023.085.016	45.00	30.00
023.086.030	45.00	30.00
023.086.031	45.00	30.00
023.086.034	45.00	30.00
023.086.035	45.00	30.00
023.086.042	45.00	30.00
023.086.043	45.00	30.00
023.086.044	45.00	30.00
023.086.045	45.00	30.00
023.086.046	45.00	30.00
023.087.006	45.00	30.00
023.087.016	45.00	30.00
023.087.037	45.00	30.00
023.087.039	45.00	30.00
023.087.042	45.00	30.00
023.087.045	45.00	30.00
023.087.047	45.00	30.00
023.087.048	45.00	30.00
023.087.049	45.00	30.00
023.088.001	45.00	30.00
023.088.002	45.00	30.00

Exhibit "A" to Resolution 19-2016

Cambria Community Services District Water/Wastewater Standby Availability 2016/2017 Tax Year

<u>Parcel</u>	<u>Water Availability</u>	<u>Wastewater Availability</u>
023.088.005	45.00	30.00
023.088.010	45.00	30.00
023.088.027	45.00	30.00
023.088.032	45.00	30.00
023.088.033	45.00	30.00
023.088.035	45.00	30.00
023.088.041	45.00	30.00
023.088.045	45.00	30.00
023.088.048	45.00	30.00
023.089.001	45.00	30.00
023.089.002	45.00	30.00
023.089.009	45.00	30.00
023.089.010	45.00	30.00
023.089.013	45.00	30.00
023.089.014	45.00	30.00
023.089.019	45.00	30.00
023.089.029	45.00	30.00
023.089.030	45.00	30.00
023.089.032	45.00	30.00
023.089.035	45.00	30.00
023.089.036	45.00	30.00
023.089.037	45.00	30.00
023.089.038	45.00	30.00
023.090.001	45.00	30.00
023.090.004	45.00	30.00
023.090.005	45.00	30.00
023.090.006	45.00	30.00
023.090.007	45.00	30.00
023.090.008	45.00	30.00
023.090.009	45.00	30.00
023.090.010	45.00	30.00
023.090.011	45.00	30.00
023.090.012	45.00	30.00
023.090.013	45.00	30.00
023.090.014	45.00	30.00
023.090.015	45.00	30.00
023.090.016	45.00	30.00
023.091.002	45.00	30.00
023.091.003	45.00	30.00
023.091.008	45.00	30.00
023.091.024	45.00	30.00
023.091.027	45.00	30.00
023.091.028	45.00	30.00
023.091.030	45.00	30.00

Exhibit "A" to Resolution 19-2016

Cambria Community Services District Water/Wastewater Standby Availability 2016/2017 Tax Year

<u>Parcel</u>	<u>Water Availability</u>	<u>Wastewater Availability</u>
023.091.032	45.00	30.00
023.091.033	45.00	30.00
023.091.036	45.00	30.00
023.091.040	45.00	30.00
023.091.041	45.00	30.00
023.092.007	45.00	30.00
023.092.010	45.00	30.00
023.092.012	45.00	30.00
023.092.013	45.00	30.00
023.092.014	45.00	30.00
023.092.021	45.00	30.00
023.092.022	45.00	30.00
023.092.023	45.00	30.00
023.092.027	45.00	30.00
023.092.031	45.00	30.00
023.092.032	45.00	30.00
023.092.033	45.00	30.00
023.092.034	45.00	30.00
023.092.035	45.00	30.00
023.092.037	45.00	30.00
023.092.039	45.00	30.00
023.092.040	45.00	30.00
023.093.002	45.00	30.00
023.093.008	45.00	30.00
023.093.009	45.00	30.00
023.093.010	45.00	30.00
023.093.012	45.00	30.00
023.093.018	45.00	30.00
023.093.019	45.00	30.00
023.093.020	45.00	30.00
023.093.029	45.00	30.00
023.093.030	45.00	30.00
023.093.032	45.00	30.00
023.093.033	45.00	30.00
023.093.035	45.00	30.00
023.093.037	45.00	30.00
023.093.038	45.00	30.00
023.093.039	45.00	30.00
023.093.040	45.00	30.00
023.094.002	45.00	30.00
023.094.005	45.00	30.00
023.094.006	45.00	30.00
023.094.008	45.00	30.00
023.094.017	45.00	30.00

Exhibit "A" to Resolution 19-2016

Cambria Community Services District Water/Wastewater Standby Availability 2016/2017 Tax Year

<u>Parcel</u>	<u>Water Availability</u>	<u>Wastewater Availability</u>
023.094.018	45.00	30.00
023.094.020	45.00	30.00
023.094.026	45.00	30.00
023.094.029	45.00	30.00
023.094.031	45.00	30.00
023.094.033	45.00	30.00
023.094.035	45.00	30.00
023.094.037	45.00	30.00
023.094.039	45.00	30.00
023.094.040	45.00	30.00
023.094.041	45.00	30.00
023.094.042	45.00	30.00
023.095.003	45.00	30.00
023.095.004	45.00	30.00
023.095.010	45.00	30.00
023.095.016	45.00	30.00
023.095.025	45.00	30.00
023.095.029	45.00	30.00
023.095.030	45.00	30.00
023.095.031	45.00	30.00
023.095.032	45.00	30.00
023.095.034	45.00	30.00
023.095.035	45.00	30.00
023.095.037	45.00	30.00
023.095.038	45.00	30.00
023.095.039	45.00	30.00
023.095.040	45.00	30.00
023.095.041	45.00	30.00
023.096.019	45.00	30.00
023.096.025	45.00	30.00
023.096.028	45.00	30.00
023.096.031	45.00	30.00
023.096.032	45.00	30.00
023.096.034	45.00	30.00
023.096.036	45.00	30.00
023.096.037	45.00	30.00
023.096.047	45.00	30.00
023.096.048	45.00	30.00
023.101.017	45.00	30.00
023.101.018	45.00	30.00
023.101.031	45.00	30.00
023.101.033	45.00	30.00
023.101.035	45.00	30.00
023.101.038	45.00	30.00

Exhibit "A" to Resolution 19-2016

Cambria Community Services District Water/Wastewater Standby Availability 2016/2017 Tax Year

<u>Parcel</u>	<u>Water Availability</u>	<u>Wastewater Availability</u>
023.101.040	45.00	30.00
023.101.042	45.00	30.00
023.101.043	45.00	30.00
023.101.045	45.00	30.00
023.102.003	45.00	30.00
023.102.004	45.00	30.00
023.102.010	45.00	30.00
023.102.011	45.00	30.00
023.102.019	45.00	30.00
023.102.020	45.00	30.00
023.102.021	45.00	30.00
023.102.022	45.00	30.00
023.102.025	45.00	30.00
023.103.005	45.00	30.00
023.103.006	45.00	30.00
023.103.009	45.00	30.00
023.103.013	45.00	30.00
023.103.015	45.00	30.00
023.103.016	45.00	30.00
023.104.001	45.00	30.00
023.104.005	45.00	30.00
023.104.006	45.00	30.00
023.104.008	45.00	30.00
023.104.018	45.00	30.00
023.104.019	45.00	30.00
023.105.005	45.00	30.00
023.105.006	45.00	30.00
023.105.008	45.00	30.00
023.105.009	45.00	30.00
023.105.012	45.00	30.00
023.105.013	45.00	30.00
023.105.014	45.00	30.00
023.105.020	45.00	30.00
023.105.022	45.00	30.00
023.105.024	45.00	30.00
023.105.026	45.00	30.00
023.106.002	45.00	30.00
023.106.005	45.00	30.00
023.106.011	45.00	30.00
023.106.020	45.00	30.00
023.106.021	45.00	30.00
023.106.023	45.00	30.00
023.106.024	45.00	30.00
023.106.025	45.00	30.00



Exhibit "A" to Resolution 19-2016

Cambria Community Services District Water/Wastewater Standby Availability 2016/2017 Tax Year

<u>Parcel</u>	<u>Water Availability</u>	<u>Wastewater Availability</u>
023.107.009	45.00	30.00
023.107.026	45.00	30.00
023.107.028	45.00	30.00
023.111.004	45.00	30.00
023.111.008	45.00	30.00
023.111.012	45.00	30.00
023.111.018	45.00	30.00
023.111.023	45.00	30.00
023.111.026	45.00	30.00
023.111.027	45.00	30.00
023.111.033	45.00	30.00
023.111.034	45.00	30.00
023.112.004	45.00	30.00
023.112.007	45.00	30.00
023.112.008	45.00	30.00
023.112.009	45.00	30.00
023.112.010	45.00	30.00
023.112.012	45.00	30.00
023.112.016	45.00	30.00
023.112.020	45.00	30.00
023.112.024	45.00	30.00
023.112.028	45.00	30.00
023.112.030	45.00	30.00
023.112.031	45.00	30.00
023.112.032	45.00	30.00
023.112.033	45.00	30.00
023.113.004	45.00	30.00
023.113.013	45.00	30.00
023.113.014	45.00	30.00
023.113.020	45.00	30.00
023.113.021	45.00	30.00
023.113.026	45.00	30.00
023.113.027	45.00	30.00
023.113.028	45.00	30.00
023.113.029	45.00	30.00
023.113.030	45.00	30.00
023.113.032	45.00	30.00
023.113.033	45.00	30.00
023.114.002	45.00	30.00
023.114.005	45.00	30.00
023.114.006	45.00	30.00
023.114.010	45.00	30.00
023.114.016	45.00	30.00
023.114.018	45.00	30.00

Exhibit "A" to Resolution 19-2016

Cambria Community Services District Water/Wastewater Standby Availability 2016/2017 Tax Year

<u>Parcel</u>	<u>Water Availability</u>	<u>Wastewater Availability</u>
023.114.024	45.00	30.00
023.114.032	45.00	30.00
023.114.033	45.00	30.00
023.114.035	45.00	30.00
023.115.004	45.00	30.00
023.115.016	45.00	30.00
023.115.021	45.00	30.00
023.115.022	45.00	30.00
023.115.026	45.00	30.00
023.115.028	45.00	30.00
023.116.007	45.00	30.00
023.116.031	45.00	30.00
023.117.003	45.00	30.00
023.117.005	45.00	30.00
023.117.013	45.00	30.00
023.118.010	45.00	30.00
023.118.026	45.00	30.00
023.118.027	45.00	30.00
023.118.029	45.00	30.00
023.118.030	45.00	30.00
023.119.009	45.00	30.00
023.119.013	45.00	30.00
023.119.021	45.00	30.00
023.119.028	45.00	30.00
023.119.029	45.00	30.00
023.119.030	45.00	30.00
023.119.031	45.00	30.00
023.119.032	45.00	30.00
023.121.008	45.00	30.00
023.121.010	45.00	30.00
023.121.011	45.00	30.00
023.121.014	45.00	30.00
023.121.015	45.00	30.00
023.121.017	45.00	30.00
023.121.018	45.00	30.00
023.121.019	45.00	30.00
023.121.020	45.00	30.00
023.121.021	45.00	30.00
023.121.022	45.00	30.00
023.121.023	45.00	30.00
023.121.025	45.00	30.00
023.121.029	45.00	30.00
023.121.030	45.00	30.00
023.122.002	45.00	30.00

Exhibit "A" to Resolution 19-2016

Cambria Community Services District Water/Wastewater Standby Availability 2016/2017 Tax Year

<u>Parcel</u>	<u>Water Availability</u>	<u>Wastewater Availability</u>
023.122.005	45.00	30.00
023.122.006	45.00	30.00
023.122.008	45.00	30.00
023.122.011	45.00	30.00
023.122.012	45.00	30.00
023.122.013	45.00	30.00
023.122.015	45.00	30.00
023.122.017	45.00	30.00
023.122.018	45.00	30.00
023.122.019	45.00	30.00
023.122.020	45.00	30.00
023.122.022	45.00	30.00
023.122.023	45.00	30.00
023.122.024	45.00	30.00
023.122.025	45.00	30.00
023.122.028	45.00	30.00
023.131.013	45.00	30.00
023.131.014	45.00	30.00
023.131.017	45.00	30.00
023.131.021	45.00	30.00
023.132.003	45.00	30.00
023.132.004	45.00	30.00
023.132.005	45.00	30.00
023.132.011	45.00	30.00
023.132.013	45.00	30.00
023.132.015	45.00	30.00
023.133.001	45.00	30.00
023.133.004	45.00	30.00
023.133.006	45.00	30.00
023.133.010	45.00	30.00
023.133.013	45.00	30.00
023.133.014	45.00	30.00
023.133.015	45.00	30.00
023.133.018	45.00	30.00
023.133.019	45.00	30.00
023.133.020	45.00	30.00
023.133.021	45.00	30.00
023.133.022	45.00	30.00
023.134.004	45.00	30.00
023.141.001	45.00	30.00
023.141.005	45.00	30.00
023.141.008	45.00	30.00
023.141.024	45.00	30.00
023.141.026	45.00	30.00

Exhibit "A" to Resolution 19-2016

Cambria Community Services District Water/Wastewater Standby Availability 2016/2017 Tax Year

<u>Parcel</u>	<u>Water Availability</u>	<u>Wastewater Availability</u>
023.141.027	45.00	30.00
023.141.029	45.00	30.00
023.141.031	45.00	30.00
023.141.034	45.00	30.00
023.141.037	45.00	30.00
023.141.039	45.00	30.00
023.141.043	45.00	30.00
023.142.003	45.00	30.00
023.142.004	45.00	30.00
023.142.005	45.00	30.00
023.142.007	45.00	30.00
023.142.010	45.00	30.00
023.142.012	45.00	30.00
023.142.019	45.00	30.00
023.142.020	45.00	30.00
023.142.025	45.00	30.00
023.142.031	45.00	30.00
023.142.032	45.00	30.00
023.142.033	45.00	30.00
023.143.007	45.00	30.00
023.143.009	45.00	30.00
023.143.010	45.00	30.00
023.143.017	45.00	30.00
023.143.021	45.00	30.00
023.143.027	45.00	30.00
023.143.028	45.00	30.00
023.143.030	45.00	30.00
023.143.033	45.00	30.00
023.143.034	45.00	30.00
023.143.035	45.00	30.00
023.143.038	45.00	30.00
023.143.040	45.00	30.00
023.151.003	45.00	30.00
023.151.005	45.00	30.00
023.151.008	45.00	30.00
023.151.009	45.00	30.00
023.151.014	45.00	30.00
023.151.021	45.00	30.00
023.151.024	45.00	30.00
023.151.027	45.00	30.00
023.151.028	45.00	30.00
023.151.037	45.00	30.00
023.151.038	45.00	30.00
023.151.042	45.00	30.00

Exhibit "A" to Resolution 19-2016

Cambria Community Services District Water/Wastewater Standby Availability 2016/2017 Tax Year

<u>Parcel</u>	<u>Water Availability</u>	<u>Wastewater Availability</u>
023.151.049	45.00	30.00
023.151.050	45.00	30.00
023.151.054	45.00	30.00
023.151.055	45.00	30.00
023.161.002	45.00	30.00
023.161.019	45.00	30.00
023.161.021	45.00	30.00
023.161.025	45.00	30.00
023.161.029	45.00	30.00
023.161.030	45.00	30.00
023.161.035	45.00	30.00
023.161.038	45.00	30.00
023.161.039	45.00	30.00
023.161.040	45.00	30.00
023.161.041	45.00	30.00
023.161.042	45.00	30.00
023.161.043	45.00	30.00
023.161.049	45.00	30.00
023.161.050	45.00	30.00
023.162.005	45.00	30.00
023.162.009	45.00	30.00
023.162.012	45.00	30.00
023.162.020	45.00	30.00
023.162.022	45.00	30.00
023.162.024	45.00	30.00
023.162.025	45.00	30.00
023.162.026	45.00	30.00
023.163.002	45.00	30.00
023.163.014	45.00	30.00
023.163.018	45.00	30.00
023.163.019	45.00	30.00
023.163.025	45.00	30.00
023.163.026	45.00	30.00
023.163.032	45.00	30.00
023.163.035	45.00	30.00
023.171.010	45.00	30.00
023.171.011	45.00	30.00
023.171.019	45.00	30.00
023.171.021	45.00	30.00
023.171.022	45.00	30.00
023.171.023	45.00	30.00
023.171.024	45.00	30.00
023.171.026	45.00	30.00
023.171.031	45.00	30.00

Exhibit "A" to Resolution 19-2016

Cambria Community Services District Water/Wastewater Standby Availability 2016/2017 Tax Year

<u>Parcel</u>	<u>Water Availability</u>	<u>Wastewater Availability</u>
023.171.032	45.00	30.00
023.171.033	45.00	30.00
023.171.037	45.00	30.00
023.172.008	45.00	30.00
023.172.016	45.00	30.00
023.172.017	45.00	30.00
023.172.020	45.00	30.00
023.172.038	45.00	30.00
023.172.041	45.00	30.00
023.172.044	45.00	30.00
023.172.046	45.00	30.00
023.172.048	45.00	30.00
023.172.049	45.00	30.00
023.172.050	45.00	30.00
023.172.054	45.00	30.00
023.172.056	45.00	30.00
023.172.057	45.00	30.00
023.181.004	45.00	30.00
023.181.018	45.00	30.00
023.181.020	45.00	30.00
023.181.025	45.00	30.00
023.181.027	45.00	30.00
023.181.030	45.00	30.00
023.181.035	45.00	30.00
023.181.036	45.00	30.00
023.181.039	45.00	30.00
023.181.040	45.00	30.00
023.182.002	45.00	30.00
023.182.008	45.00	30.00
023.182.029	45.00	30.00
023.182.031	45.00	30.00
023.182.035	45.00	30.00
023.182.041	45.00	30.00
023.182.045	45.00	30.00
023.182.046	45.00	30.00
023.182.047	45.00	30.00
023.182.048	45.00	30.00
023.191.007	45.00	30.00
023.191.010	45.00	30.00
023.191.012	45.00	30.00
023.191.016	45.00	30.00
023.191.017	45.00	30.00
023.191.020	45.00	30.00
023.191.023	45.00	30.00

Exhibit "A" to Resolution 19-2016

Cambria Community Services District Water/Wastewater Standby Availability 2016/2017 Tax Year

<u>Parcel</u>	<u>Water Availability</u>	<u>Wastewater Availability</u>
023.191.025	45.00	30.00
023.191.027	45.00	30.00
023.191.028	45.00	30.00
023.191.032	45.00	30.00
023.191.033	45.00	30.00
023.192.007	45.00	30.00
023.192.009	45.00	30.00
023.192.014	45.00	30.00
023.192.016	45.00	30.00
023.192.017	45.00	30.00
023.192.018	45.00	30.00
023.192.019	45.00	30.00
023.192.022	45.00	30.00
023.192.031	45.00	30.00
023.192.033	45.00	30.00
023.192.038	45.00	30.00
023.192.039	45.00	30.00
023.192.040	45.00	30.00
023.201.055	45.00	30.00
023.201.056	45.00	30.00
023.202.035	45.00	30.00
023.202.053	45.00	30.00
023.202.057	45.00	30.00
023.202.058	45.00	30.00
023.202.059	45.00	30.00
023.202.063	45.00	30.00
023.202.064	45.00	30.00
023.202.070	45.00	30.00
023.202.072	45.00	30.00
023.202.073	45.00	30.00
023.202.074	45.00	30.00
023.203.014	45.00	30.00
023.203.016	45.00	30.00
023.203.022	45.00	30.00
023.203.028	45.00	30.00
023.203.032	45.00	30.00
023.203.033	45.00	30.00
023.203.034	45.00	30.00
023.203.035	45.00	30.00
023.203.036	45.00	30.00
023.203.037	45.00	30.00
023.203.038	45.00	30.00
023.204.010	45.00	30.00
023.204.021	45.00	30.00

Exhibit "A" to Resolution 19-2016

Cambria Community Services District Water/Wastewater Standby Availability 2016/2017 Tax Year

<u>Parcel</u>	<u>Water Availability</u>	<u>Wastewater Availability</u>
023.204.023	45.00	30.00
023.204.025	45.00	30.00
023.204.040	45.00	30.00
023.204.042	45.00	30.00
023.204.049	45.00	30.00
023.204.059	45.00	30.00
023.204.064	45.00	30.00
023.204.067	45.00	30.00
023.204.069	45.00	30.00
023.204.071	45.00	30.00
023.204.073	45.00	30.00
023.204.077	45.00	30.00
023.204.082	45.00	30.00
023.204.083	45.00	30.00
023.204.084	45.00	30.00
023.204.086	45.00	30.00
023.204.087	45.00	30.00
023.205.001	45.00	30.00
023.205.003	45.00	30.00
023.205.006	45.00	30.00
023.205.008	45.00	30.00
023.205.013	45.00	30.00
023.205.018	45.00	30.00
023.205.026	45.00	30.00
023.205.041	45.00	30.00
023.205.042	45.00	30.00
023.205.044	45.00	30.00
023.205.045	45.00	30.00
023.205.047	45.00	30.00
023.205.048	45.00	30.00
023.205.051	45.00	30.00
023.205.053	45.00	30.00
023.205.061	45.00	30.00
023.205.062	45.00	30.00
023.205.063	45.00	30.00
023.205.064	45.00	30.00
023.205.065	45.00	30.00
023.205.066	45.00	30.00
023.206.003	45.00	30.00
023.206.013	45.00	30.00
023.206.017	45.00	30.00
023.206.018	45.00	30.00
023.206.019	45.00	30.00
023.206.029	45.00	30.00



Exhibit "A" to Resolution 19-2016

Cambria Community Services District Water/Wastewater Standby Availability 2016/2017 Tax Year

<u>Parcel</u>	<u>Water Availability</u>	<u>Wastewater Availability</u>
023.206.034	45.00	30.00
023.206.035	45.00	30.00
023.206.044	45.00	30.00
023.206.046	45.00	30.00
023.206.047	45.00	30.00
023.206.048	45.00	30.00
023.206.049	45.00	30.00
023.206.050	45.00	30.00
023.207.007	45.00	30.00
023.207.009	45.00	30.00
023.207.016	45.00	30.00
023.207.020	45.00	30.00
023.207.023	45.00	30.00
023.207.024	45.00	30.00
023.207.026	45.00	30.00
023.207.029	45.00	30.00
023.207.030	45.00	30.00
023.207.031	45.00	30.00
023.211.007	45.00	30.00
023.211.051	45.00	30.00
023.211.055	45.00	30.00
023.211.056	45.00	30.00
023.211.062	45.00	30.00
023.211.066	45.00	30.00
023.211.068	45.00	30.00
023.213.018	45.00	30.00
023.213.026	45.00	30.00
023.213.030	45.00	30.00
023.213.035	45.00	30.00
023.213.043	45.00	30.00
023.213.047	45.00	30.00
023.213.049	45.00	30.00
023.213.052	45.00	30.00
023.213.056	45.00	30.00
023.214.003	45.00	30.00
023.214.008	45.00	30.00
023.214.043	45.00	30.00
023.214.051	45.00	30.00
023.214.052	45.00	30.00
023.215.009	45.00	30.00
023.215.014	45.00	30.00
023.215.025	45.00	30.00
023.215.026	45.00	30.00
023.215.027	45.00	30.00

Exhibit "A" to Resolution 19-2016

Cambria Community Services District Water/Wastewater Standby Availability 2016/2017 Tax Year

<u>Parcel</u>	<u>Water Availability</u>	<u>Wastewater Availability</u>
023.215.028	45.00	30.00
023.215.031	45.00	30.00
023.215.033	45.00	30.00
023.215.037	45.00	30.00
023.215.039	45.00	30.00
023.215.040	45.00	30.00
023.215.046	45.00	30.00
023.215.052	45.00	30.00
023.215.053	45.00	30.00
023.215.056	45.00	30.00
023.215.060	45.00	30.00
023.215.061	45.00	30.00
023.215.064	45.00	30.00
023.215.068	45.00	30.00
023.215.069	45.00	30.00
023.215.071	45.00	30.00
023.215.072	45.00	30.00
023.221.051	45.00	30.00
023.221.060	45.00	30.00
023.222.015	45.00	30.00
023.222.030	45.00	30.00
023.222.049	45.00	30.00
023.222.050	45.00	30.00
023.222.055	45.00	30.00
023.222.057	45.00	30.00
023.222.061	45.00	30.00
023.222.063	45.00	30.00
023.223.002	45.00	30.00
023.223.018	45.00	30.00
023.223.019	45.00	30.00
023.223.023	45.00	30.00
023.223.030	45.00	30.00
023.223.032	45.00	30.00
023.223.034	45.00	30.00
023.223.035	45.00	30.00
023.223.036	45.00	30.00
023.233.065	45.00	30.00
023.233.071	45.00	30.00
023.233.072	45.00	30.00
023.233.078	45.00	30.00
023.235.001	45.00	30.00
023.235.003	45.00	30.00
023.235.004	45.00	30.00
023.235.005	45.00	30.00

Exhibit "A" to Resolution 19-2016

Cambria Community Services District Water/Wastewater Standby Availability 2016/2017 Tax Year

<u>Parcel</u>	<u>Water Availability</u>	<u>Wastewater Availability</u>
023.235.006	45.00	30.00
023.235.007	45.00	30.00
023.235.011	45.00	30.00
023.235.018	45.00	30.00
023.235.019	45.00	30.00
023.235.020	45.00	30.00
023.235.021	45.00	30.00
023.235.023	45.00	30.00
023.235.028	45.00	30.00
023.235.035	45.00	30.00
023.235.037	45.00	30.00
023.235.040	45.00	30.00
023.235.041	45.00	30.00
023.235.042	45.00	30.00
023.235.043	45.00	30.00
023.235.047	45.00	30.00
023.243.002	45.00	30.00
023.243.009	45.00	30.00
023.243.023	45.00	30.00
023.243.027	45.00	30.00
023.243.031	45.00	30.00
023.243.042	45.00	30.00
023.243.043	45.00	30.00
023.243.044	45.00	30.00
023.244.003	45.00	30.00
023.244.004	45.00	30.00
023.244.007	45.00	30.00
023.251.003	45.00	30.00
023.251.004	45.00	30.00
023.251.020	45.00	30.00
023.251.022	45.00	30.00
023.251.040	45.00	30.00
023.251.042	45.00	30.00
023.251.050	45.00	30.00
023.251.052	45.00	30.00
023.251.057	45.00	30.00
023.251.060	45.00	30.00
023.251.061	45.00	30.00
023.251.062	45.00	30.00
023.253.011	45.00	30.00
023.253.012	45.00	30.00
023.253.015	45.00	30.00
023.253.016	45.00	30.00
023.261.004	45.00	30.00

Exhibit "A" to Resolution 19-2016

Cambria Community Services District Water/Wastewater Standby Availability 2016/2017 Tax Year

<u>Parcel</u>	<u>Water Availability</u>	<u>Wastewater Availability</u>
023.261.008	45.00	30.00
023.261.009	45.00	30.00
023.261.010	45.00	30.00
023.261.013	45.00	30.00
023.261.017	45.00	30.00
023.261.018	45.00	30.00
023.261.022	45.00	30.00
023.261.027	45.00	30.00
023.261.029	45.00	30.00
023.261.036	45.00	30.00
023.261.037	45.00	30.00
023.261.038	45.00	30.00
023.261.041	45.00	30.00
023.261.042	45.00	30.00
023.261.044	45.00	30.00
023.271.009	45.00	30.00
023.271.012	45.00	30.00
023.271.016	45.00	30.00
023.271.056	45.00	30.00
023.271.057	45.00	30.00
023.272.004	45.00	30.00
023.272.011	45.00	30.00
023.272.020	45.00	30.00
023.272.024	45.00	30.00
023.272.027	45.00	30.00
023.272.030	45.00	30.00
023.272.036	45.00	30.00
023.272.040	45.00	30.00
023.272.041	45.00	30.00
023.272.043	45.00	30.00
023.272.044	45.00	30.00
023.272.045	45.00	30.00
023.281.002	45.00	30.00
023.281.023	45.00	30.00
023.281.025	45.00	30.00
023.281.028	45.00	30.00
023.281.030	45.00	30.00
023.281.031	45.00	30.00
023.281.032	45.00	30.00
023.281.037	45.00	30.00
023.281.041	45.00	30.00
023.282.063	45.00	30.00
023.282.066	45.00	30.00
023.282.067	45.00	30.00

Exhibit "A" to Resolution 19-2016

Cambria Community Services District Water/Wastewater Standby Availability 2016/2017 Tax Year

<u>Parcel</u>	<u>Water Availability</u>	<u>Wastewater Availability</u>
023.282.074	45.00	30.00
023.282.075	45.00	30.00
023.291.004	45.00	30.00
023.291.013	45.00	30.00
023.291.015	45.00	30.00
023.291.019	45.00	30.00
023.291.043	45.00	30.00
023.291.044	45.00	30.00
023.291.047	45.00	30.00
023.291.048	45.00	30.00
023.291.049	45.00	30.00
023.291.050	45.00	30.00
023.291.051	45.00	30.00
023.291.055	45.00	30.00
023.291.056	45.00	30.00
023.291.058	45.00	30.00
023.291.060	45.00	30.00
023.291.061	45.00	30.00
023.291.067	45.00	30.00
023.291.068	45.00	30.00
023.292.004	45.00	30.00
023.292.008	45.00	30.00
023.292.009	45.00	30.00
023.292.017	45.00	30.00
023.292.023	45.00	30.00
023.292.025	45.00	30.00
023.292.033	45.00	30.00
023.292.035	45.00	30.00
023.292.041	45.00	30.00
023.292.046	45.00	30.00
023.292.048	45.00	30.00
023.292.049	45.00	30.00
023.292.053	45.00	30.00
023.292.054	45.00	30.00
023.292.055	45.00	30.00
023.292.056	45.00	30.00
023.292.060	45.00	30.00
023.292.061	45.00	30.00
023.293.014	45.00	30.00
023.293.015	45.00	30.00
023.293.032	45.00	30.00
023.293.036	45.00	30.00
023.293.038	45.00	30.00
023.293.042	45.00	30.00

Exhibit "A" to Resolution 19-2016

Cambria Community Services District Water/Wastewater Standby Availability 2016/2017 Tax Year

<u>Parcel</u>	<u>Water Availability</u>	<u>Wastewater Availability</u>
023.293.044	45.00	30.00
023.293.046	45.00	30.00
023.293.047	45.00	30.00
023.293.048	45.00	30.00
023.293.053	45.00	30.00
023.293.054	45.00	30.00
023.293.056	45.00	30.00
023.293.057	45.00	30.00
023.301.009	45.00	30.00
023.301.010	45.00	30.00
023.301.012	45.00	30.00
023.301.014	45.00	30.00
023.301.020	45.00	30.00
023.301.022	45.00	30.00
023.302.016	45.00	30.00
023.302.017	45.00	30.00
023.302.022	45.00	30.00
023.302.023	45.00	30.00
023.302.027	45.00	30.00
023.302.031	45.00	30.00
023.302.032	45.00	30.00
023.302.036	45.00	30.00
023.302.041	45.00	30.00
023.302.042	45.00	30.00
023.303.005	45.00	30.00
023.303.012	45.00	30.00
023.303.013	45.00	30.00
023.303.032	45.00	30.00
023.303.036	45.00	30.00
023.303.037	45.00	30.00
023.303.039	45.00	30.00
023.303.043	45.00	30.00
023.303.049	45.00	30.00
023.303.050	45.00	30.00
023.303.051	45.00	30.00
023.303.052	45.00	30.00
023.303.053	45.00	30.00
023.303.054	45.00	30.00
023.303.055	45.00	30.00
023.303.056	45.00	30.00
023.303.058	45.00	30.00
023.303.059	45.00	30.00
023.311.005	45.00	30.00
023.311.013	45.00	30.00

Exhibit "A" to Resolution 19-2016

Cambria Community Services District Water/Wastewater Standby Availability 2016/2017 Tax Year

<u>Parcel</u>	<u>Water Availability</u>	<u>Wastewater Availability</u>
023.311.014	45.00	30.00
023.311.020	45.00	30.00
023.311.025	45.00	30.00
023.311.029	45.00	30.00
023.311.030	45.00	30.00
023.311.031	45.00	30.00
023.312.008	45.00	30.00
023.312.011	45.00	30.00
023.312.025	45.00	30.00
023.312.027	45.00	30.00
023.312.029	45.00	30.00
023.312.030	45.00	30.00
023.313.002	45.00	30.00
023.313.010	45.00	30.00
023.313.011	45.00	30.00
023.313.014	45.00	30.00
023.313.019	45.00	30.00
023.313.022	45.00	30.00
023.313.023	45.00	30.00
023.313.024	45.00	30.00
023.313.025	45.00	30.00
023.321.023	45.00	30.00
023.321.024	45.00	30.00
023.321.027	45.00	30.00
023.321.028	45.00	30.00
023.321.032	45.00	30.00
023.322.013	45.00	30.00
023.322.020	45.00	30.00
023.322.028	45.00	30.00
023.322.029	45.00	30.00
023.322.030	45.00	30.00
023.322.032	45.00	30.00
023.322.037	45.00	30.00
023.322.038	45.00	30.00
023.322.039	45.00	30.00
023.322.040	45.00	30.00
023.322.041	45.00	30.00
023.331.011	45.00	30.00
023.331.012	45.00	30.00
023.331.013	45.00	30.00
023.331.022	45.00	30.00
023.331.024	45.00	30.00
023.331.028	45.00	30.00
023.331.029	45.00	30.00

Exhibit "A" to Resolution 19-2016

Cambria Community Services District Water/Wastewater Standby Availability 2016/2017 Tax Year

<u>Parcel</u>	<u>Water Availability</u>	<u>Wastewater Availability</u>
023.331.034	45.00	30.00
023.331.042	45.00	30.00
023.331.056	45.00	30.00
023.331.057	45.00	30.00
023.331.059	45.00	30.00
023.331.061	45.00	30.00
023.332.030	45.00	30.00
023.332.031	45.00	30.00
023.332.033	45.00	30.00
023.332.034	45.00	30.00
023.333.022	45.00	30.00
023.333.039	45.00	30.00
023.333.040	45.00	30.00
023.333.044	45.00	30.00
023.333.045	45.00	30.00
023.333.046	45.00	30.00
023.341.080	45.00	30.00
023.341.082	45.00	30.00
023.341.083	45.00	30.00
023.351.006	45.00	30.00
023.351.008	45.00	30.00
023.351.009	45.00	30.00
023.351.015	45.00	30.00
023.351.021	45.00	30.00
023.351.022	45.00	30.00
023.351.026	45.00	30.00
023.351.027	45.00	30.00
023.351.028	45.00	30.00
023.352.006	45.00	30.00
023.352.009	45.00	30.00
023.352.010	45.00	30.00
023.352.019	45.00	30.00
023.352.020	45.00	30.00
023.352.031	45.00	30.00
023.352.032	45.00	30.00
023.352.033	45.00	30.00
023.352.035	45.00	30.00
023.352.036	45.00	30.00
023.353.001	45.00	30.00
023.353.026	45.00	30.00
023.353.028	45.00	30.00
023.353.056	45.00	30.00
023.361.006	45.00	30.00
023.361.007	45.00	30.00



Exhibit "A" to Resolution 19-2016

Cambria Community Services District Water/Wastewater Standby Availability 2016/2017 Tax Year

<u>Parcel</u>	<u>Water Availability</u>	<u>Wastewater Availability</u>
023.361.011	45.00	30.00
023.361.031	45.00	30.00
023.361.039	45.00	30.00
023.361.042	45.00	30.00
023.361.043	45.00	30.00
023.361.044	45.00	30.00
023.361.046	45.00	30.00
023.361.048	45.00	30.00
023.361.049	45.00	30.00
023.361.050	45.00	30.00
023.361.055	45.00	30.00
023.361.056	45.00	30.00
023.362.013	45.00	30.00
023.362.019	45.00	30.00
023.362.020	45.00	30.00
023.362.025	45.00	30.00
023.362.027	45.00	30.00
023.362.028	45.00	30.00
023.362.030	45.00	
023.362.037	45.00	30.00
023.362.038	45.00	30.00
023.362.039	45.00	30.00
023.363.007	45.00	30.00
023.363.012	45.00	30.00
023.363.013	45.00	30.00
023.363.014	45.00	30.00
023.363.019	45.00	30.00
023.363.022	45.00	30.00
023.363.026	45.00	30.00
023.363.028	45.00	30.00
023.363.029	45.00	30.00
023.363.030	45.00	30.00
023.364.018	45.00	30.00
023.364.019	45.00	30.00
023.364.020	45.00	30.00
023.364.024	45.00	30.00
023.364.026	45.00	30.00
023.364.027	45.00	30.00
023.364.028	45.00	30.00
023.371.006	45.00	30.00
023.371.007	45.00	30.00
023.371.010	45.00	30.00
023.371.015	45.00	30.00
023.371.018	45.00	30.00

Exhibit "A" to Resolution 19-2016

Cambria Community Services District Water/Wastewater Standby Availability 2016/2017 Tax Year

<u>Parcel</u>	<u>Water Availability</u>	<u>Wastewater Availability</u>
023.371.022	45.00	30.00
023.371.023	45.00	30.00
023.372.002	45.00	30.00
023.372.003	45.00	30.00
023.372.005	45.00	30.00
023.372.012	45.00	30.00
023.373.001	45.00	30.00
023.373.004	45.00	30.00
023.373.015	45.00	30.00
023.373.019	45.00	30.00
023.373.032	45.00	30.00
023.373.036	45.00	30.00
023.373.038	45.00	30.00
023.373.042	45.00	30.00
023.373.045	45.00	30.00
023.373.046	45.00	30.00
023.381.016	45.00	30.00
023.381.017	45.00	30.00
023.381.048	45.00	30.00
023.381.051	45.00	30.00
023.381.052	45.00	30.00
023.381.053	45.00	30.00
023.381.054	45.00	30.00
023.381.055	45.00	30.00
023.382.003	45.00	30.00
023.382.009	45.00	30.00
023.382.011	45.00	30.00
023.382.023	45.00	30.00
023.382.025	45.00	30.00
023.382.036	45.00	30.00
023.382.047	45.00	30.00
023.382.052	45.00	30.00
023.382.053	45.00	30.00
023.382.054	45.00	30.00
023.383.003	45.00	30.00
023.383.008	45.00	30.00
023.383.009	45.00	30.00
023.383.042	45.00	30.00
023.383.045	45.00	30.00
023.383.046	45.00	30.00
023.383.051	45.00	30.00
023.383.055	45.00	30.00
023.383.056	45.00	30.00
023.391.034	45.00	30.00

Exhibit "A" to Resolution 19-2016

Cambria Community Services District Water/Wastewater Standby Availability 2016/2017 Tax Year

<u>Parcel</u>	<u>Water Availability</u>	<u>Wastewater Availability</u>
023.391.041	45.00	30.00
023.391.042	45.00	30.00
023.391.059	45.00	30.00
023.391.061	45.00	30.00
023.392.010	45.00	30.00
023.392.012	45.00	30.00
023.392.019	45.00	30.00
023.392.026	45.00	30.00
023.392.029	45.00	30.00
023.401.006	45.00	30.00
023.401.009	45.00	30.00
023.401.017	45.00	30.00
023.401.018	45.00	30.00
023.401.026	45.00	30.00
023.402.021	45.00	30.00
023.402.023	45.00	30.00
023.402.024	45.00	30.00
023.403.007	45.00	30.00
023.403.020	45.00	30.00
023.403.027	45.00	30.00
023.403.031	45.00	30.00
023.403.034	45.00	30.00
023.403.036	45.00	30.00
023.403.037	45.00	30.00
023.403.041	45.00	30.00
023.403.042	45.00	30.00
023.403.044	45.00	30.00
023.403.045	45.00	30.00
023.403.046	45.00	30.00
023.411.001	45.00	30.00
023.411.010	45.00	30.00
023.411.011	45.00	30.00
023.411.012	45.00	30.00
023.411.027	45.00	30.00
023.422.001	45.00	30.00
023.422.004	45.00	30.00
023.422.005	45.00	30.00
023.422.009	45.00	30.00
023.422.012	45.00	30.00
023.422.013	45.00	30.00
023.422.022	45.00	30.00
023.422.026	45.00	30.00
023.422.027	45.00	30.00
023.422.033	45.00	30.00

Exhibit "A" to Resolution 19-2016

Cambria Community Services District Water/Wastewater Standby Availability 2016/2017 Tax Year

<u>Parcel</u>	<u>Water Availability</u>	<u>Wastewater Availability</u>
023.422.034	45.00	30.00
023.423.025	46.34	30.90
023.423.035	45.00	30.00
023.423.039	45.00	30.00
023.424.016	45.00	30.00
023.424.021	45.00	30.00
023.424.022	45.00	30.00
023.424.024	45.00	30.00
023.424.026	45.00	30.00
023.424.027	45.00	30.00
023.425.020	45.00	30.00
023.425.026	45.00	30.00
023.425.027	45.00	30.00
023.425.031	45.00	30.00
023.425.034	45.00	30.00
023.425.035	45.00	30.00
023.425.047	45.00	30.00
023.425.049	45.00	30.00
023.425.051	45.00	30.00
023.425.053	45.00	30.00
023.425.055	45.00	30.00
023.425.056	45.00	30.00
023.425.057	45.00	30.00
023.425.058	45.00	30.00
023.425.059	45.00	30.00
023.425.062	45.00	30.00
023.431.003	61.20	40.80
023.432.001	45.00	30.00
023.432.002	45.00	30.00
023.432.003	45.00	30.00
023.432.006	45.00	30.00
023.432.007	45.00	30.00
023.432.008	45.00	30.00
023.432.012	45.00	30.00
023.432.013	45.00	30.00
023.432.014	45.00	30.00
023.432.015	45.00	30.00
023.432.018	45.00	30.00
023.432.023	45.00	30.00
023.432.024	45.00	30.00
023.441.008	45.00	30.00
023.441.009	50.40	33.60
023.451.001	45.00	30.00
023.451.002	45.00	30.00

Exhibit "A" to Resolution 19-2016

Cambria Community Services District Water/Wastewater Standby Availability 2016/2017 Tax Year

<u>Parcel</u>	<u>Water Availability</u>	<u>Wastewater Availability</u>
023.451.003	45.00	30.00
023.451.004	45.00	30.00
023.451.010	45.00	30.00
023.451.014	45.00	30.00
023.451.017	45.00	30.00
023.451.018	45.00	30.00
023.451.035	45.00	30.00
023.451.037	45.00	30.00
023.451.038	45.00	30.00
023.452.003	45.00	30.00
023.452.004	45.00	30.00
023.452.005	45.00	30.00
023.452.009	45.00	30.00
023.452.010	45.00	30.00
023.452.011	45.00	30.00
023.452.012	45.00	30.00
023.452.014	45.00	30.00
023.452.019	45.00	30.00
023.452.020	45.00	30.00
023.453.005	45.00	30.00
023.453.006	45.00	30.00
023.453.008	45.00	30.00
023.461.001	45.00	30.00
023.461.003	45.00	30.00
023.461.010	45.00	30.00
023.461.011	45.00	30.00
023.461.013	45.00	30.00
023.461.014	45.00	30.00
023.461.015	45.00	30.00
023.461.016	45.00	30.00
023.461.019	45.00	30.00
023.461.022	45.00	30.00
023.461.023	45.00	30.00
023.461.025	45.00	30.00
023.461.027	45.00	30.00
023.461.032	45.00	30.00
023.461.033	45.00	30.00
023.461.034	45.00	30.00
023.461.036	45.00	30.00
023.461.037	45.00	30.00
023.462.001	45.00	30.00
023.462.002	45.00	30.00
023.462.003	45.00	30.00
023.462.004	45.00	30.00

Exhibit "A" to Resolution 19-2016

Cambria Community Services District Water/Wastewater Standby Availability 2016/2017 Tax Year

<u>Parcel</u>	<u>Water Availability</u>	<u>Wastewater Availability</u>
023.462.005	45.00	30.00
023.462.006	45.00	30.00
023.462.010	45.00	30.00
023.462.011	45.00	30.00
023.462.014	45.00	30.00
023.462.017	45.00	30.00
023.462.018	45.00	30.00
023.462.019	45.00	30.00
023.462.020	45.00	30.00
023.462.021	45.00	30.00
023.462.024	45.00	30.00
023.462.025	45.00	30.00
023.471.002	45.00	30.00
023.471.003	45.00	30.00
023.471.004	45.00	30.00
023.471.005	45.00	30.00
023.471.006	45.00	30.00
023.471.009	45.00	30.00
023.471.010	45.00	30.00
023.471.011	45.00	30.00
023.471.012	45.00	30.00
023.471.013	45.00	30.00
023.471.014	45.00	30.00
023.471.015	45.00	30.00
023.471.016	45.00	30.00
023.471.017	45.00	30.00
023.471.019	45.00	30.00
023.471.020	45.00	30.00
023.471.021	45.00	30.00
023.471.022	45.00	30.00
023.471.023	45.00	30.00
023.471.024	45.00	30.00
023.471.028	45.00	30.00
023.471.029	45.00	30.00
023.471.030	45.00	30.00
023.471.030.002	45.00	30.00
023.471.031	45.00	30.00
023.471.036	45.00	30.00
023.471.037	45.00	30.00
023.471.038	45.00	30.00
023.481.002	45.00	30.00
023.481.003	45.00	30.00
023.481.004	45.00	30.00
023.481.005	45.00	30.00

Exhibit "A" to Resolution 19-2016

Cambria Community Services District Water/Wastewater Standby Availability 2016/2017 Tax Year

<u>Parcel</u>	<u>Water Availability</u>	<u>Wastewater Availability</u>
023.481.006	45.00	30.00
023.481.007	45.00	30.00
023.481.008	45.00	30.00
023.481.009	45.00	30.00
023.481.011	45.00	30.00
023.481.012	45.00	30.00
023.481.013	45.00	30.00
023.481.016	45.00	30.00
023.481.017	45.00	30.00
023.481.023	45.00	30.00
023.481.024	45.00	30.00
023.481.026	45.00	30.00
023.481.027	45.00	30.00
023.481.029	45.00	30.00
023.481.030	45.00	30.00
023.482.006	45.00	30.00
023.482.011	45.00	30.00
023.482.012	45.00	30.00
023.482.013	45.00	30.00
023.482.015	45.00	30.00
023.482.016	45.00	30.00
023.482.018	45.00	30.00
023.482.020	45.00	30.00
023.482.021	45.00	30.00
024.011.002	45.00	30.00
024.011.015	45.00	30.00
024.011.018	45.00	30.00
024.011.032	45.00	30.00
024.011.053	45.00	30.00
024.011.054	45.00	30.00
024.011.059	45.00	30.00
024.011.063	45.00	30.00
024.011.064	45.00	30.00
024.011.065	45.00	30.00
024.011.066	45.00	30.00
024.012.007	45.00	30.00
024.012.016	45.00	30.00
024.012.017	45.00	30.00
024.012.020	45.00	30.00
024.013.008	45.00	30.00
024.013.020	45.00	30.00
024.013.024	45.00	30.00
024.013.031	45.00	30.00
024.013.033	45.00	30.00

Exhibit "A" to Resolution 19-2016

Cambria Community Services District Water/Wastewater Standby Availability 2016/2017 Tax Year

<u>Parcel</u>	<u>Water Availability</u>	<u>Wastewater Availability</u>
024.013.038	45.00	30.00
024.013.044	45.00	30.00
024.013.045	45.00	30.00
024.013.046	45.00	30.00
024.013.052	45.00	30.00
024.013.053	45.00	30.00
024.021.014	45.00	30.00
024.021.016	45.00	30.00
024.021.022	45.00	30.00
024.021.026	45.00	30.00
024.021.028	45.00	30.00
024.021.038	45.00	30.00
024.021.046	45.00	30.00
024.021.047	45.00	30.00
024.021.048	45.00	30.00
024.021.049	45.00	30.00
024.021.050	45.00	30.00
024.021.051	45.00	30.00
024.022.007	45.00	30.00
024.022.012	45.00	30.00
024.022.013	45.00	30.00
024.022.026	45.00	30.00
024.022.029	45.00	30.00
024.022.030	45.00	30.00
024.022.031	45.00	30.00
024.022.036	45.00	30.00
024.022.041	45.00	30.00
024.022.044	45.00	30.00
024.022.050	45.00	30.00
024.022.051	45.00	30.00
024.022.052	45.00	30.00
024.022.056	45.00	30.00
024.031.022	45.00	30.00
024.031.027	45.00	30.00
024.032.001	45.00	30.00
024.032.002	45.00	30.00
024.032.004	45.00	30.00
024.032.006	45.00	30.00
024.032.008	45.00	30.00
024.032.010	45.00	30.00
024.033.007	45.00	30.00
024.033.008	45.00	30.00
024.033.013	45.00	30.00
024.033.025	45.00	30.00



Exhibit "A" to Resolution 19-2016

Cambria Community Services District Water/Wastewater Standby Availability 2016/2017 Tax Year

<u>Parcel</u>	<u>Water Availability</u>	<u>Wastewater Availability</u>
024.033.030	45.00	30.00
024.033.033	45.00	30.00
024.033.035	45.00	30.00
024.033.044	45.00	30.00
024.033.046	45.00	30.00
024.034.008	45.00	30.00
024.034.023	45.00	30.00
024.034.039	45.00	30.00
024.034.046	45.00	30.00
024.034.053	45.00	30.00
024.034.054	45.00	30.00
024.034.055	45.00	30.00
024.034.057	45.00	30.00
024.041.006	45.00	30.00
024.041.009	45.00	30.00
024.041.026	45.00	30.00
024.041.027	45.00	30.00
024.041.029	45.00	30.00
024.041.030	45.00	30.00
024.041.031	45.00	30.00
024.041.032	45.00	30.00
024.041.033	45.00	30.00
024.041.035	45.00	30.00
024.041.036	45.00	30.00
024.042.002	45.00	30.00
024.042.015	45.00	30.00
024.042.026	45.00	30.00
024.042.029	45.00	30.00
024.042.033	45.00	30.00
024.042.035	45.00	30.00
024.042.038	45.00	30.00
024.042.040	45.00	30.00
024.042.041	45.00	30.00
024.042.049	45.00	30.00
024.042.050	45.00	30.00
024.042.051	45.00	30.00
024.043.003	45.00	30.00
024.043.006	45.00	30.00
024.043.026	45.00	30.00
024.043.027	45.00	30.00
024.043.028	45.00	30.00
024.051.004	45.00	30.00
024.051.022	45.00	30.00
024.051.029	45.00	30.00

Exhibit "A" to Resolution 19-2016

Cambria Community Services District Water/Wastewater Standby Availability 2016/2017 Tax Year

<u>Parcel</u>	<u>Water Availability</u>	<u>Wastewater Availability</u>
024.051.032	45.00	30.00
024.051.034	45.00	30.00
024.051.035	45.00	30.00
024.051.037	45.00	30.00
024.052.001	45.00	30.00
024.052.005	45.00	30.00
024.052.015	45.00	30.00
024.052.016	45.00	30.00
024.052.017	45.00	30.00
024.053.004	45.00	30.00
024.053.008	45.00	30.00
024.053.009	45.00	30.00
024.053.012	45.00	30.00
024.054.007	45.00	30.00
024.054.024	45.00	30.00
024.054.025	45.00	30.00
024.054.027	45.00	30.00
024.054.028	45.00	30.00
024.054.031	45.00	30.00
024.054.033	45.00	30.00
024.054.034	45.00	30.00
024.061.016	45.00	30.00
024.061.036	45.00	30.00
024.061.043	45.00	30.00
024.061.048	45.00	30.00
024.061.050	45.00	30.00
024.061.052	45.00	30.00
024.062.004	45.00	30.00
024.062.039	45.00	30.00
024.062.041	45.00	30.00
024.062.044	45.00	30.00
024.063.010	45.00	30.00
024.063.013	45.00	30.00
024.063.050	45.00	30.00
024.063.068	45.00	30.00
024.063.071	45.00	30.00
024.063.072	45.00	30.00
024.063.077	45.00	30.00
024.063.078	45.00	30.00
024.063.079	45.00	30.00
024.063.080	45.00	30.00
024.063.081	45.00	30.00
024.063.083	45.00	30.00
024.063.084	45.00	30.00

Exhibit "A" to Resolution 19-2016

Cambria Community Services District Water/Wastewater Standby Availability 2016/2017 Tax Year

<u>Parcel</u>	<u>Water Availability</u>	<u>Wastewater Availability</u>
024.063.086	45.00	30.00
024.071.007	45.00	30.00
024.071.024	45.00	30.00
024.071.025	45.00	30.00
024.071.032	45.00	30.00
024.071.033	45.00	30.00
024.071.039	45.00	30.00
024.071.043	45.00	30.00
024.071.044	45.00	30.00
024.071.045	45.00	30.00
024.071.046	45.00	30.00
024.071.047	45.00	30.00
024.071.048	45.00	30.00
024.071.049	45.00	30.00
024.071.054	45.00	30.00
024.071.055	45.00	30.00
024.071.056	45.00	30.00
024.071.057	45.00	30.00
024.071.058	45.00	30.00
024.071.059	45.00	30.00
024.071.060	45.00	30.00
024.071.061	45.00	30.00
024.071.062	45.00	30.00
024.071.063	45.00	30.00
024.081.031	45.00	30.00
024.081.036	45.00	30.00
024.081.037	45.00	30.00
024.081.041	45.00	30.00
024.081.045	45.00	30.00
024.081.050	45.00	30.00
024.081.052	45.00	30.00
024.082.004	45.00	30.00
024.082.014	45.00	30.00
024.082.021	45.00	30.00
024.082.023	45.00	30.00
024.091.005	45.00	30.00
024.091.008	45.00	30.00
024.091.019	45.00	30.00
024.091.021	45.00	30.00
024.091.026	45.00	30.00
024.091.028	45.00	30.00
024.091.029	45.00	30.00
024.091.030	45.00	30.00
024.091.031	45.00	30.00

Exhibit "A" to Resolution 19-2016

Cambria Community Services District Water/Wastewater Standby Availability 2016/2017 Tax Year

<u>Parcel</u>	<u>Water Availability</u>	<u>Wastewater Availability</u>
024.092.021	45.00	30.00
024.092.022	45.00	30.00
024.092.025	45.00	30.00
024.093.004	45.00	30.00
024.093.005	45.00	30.00
024.093.015	45.00	30.00
024.093.019	45.00	30.00
024.093.026	45.00	30.00
024.093.030	45.00	30.00
024.093.031	45.00	30.00
024.093.033	45.00	30.00
024.093.035	45.00	30.00
024.093.036	45.00	30.00
024.101.015	45.00	30.00
024.101.021	45.00	30.00
024.101.022	45.00	30.00
024.101.033	45.00	30.00
024.101.034	45.00	30.00
024.101.049	45.00	30.00
024.101.051	45.00	30.00
024.101.052	45.00	30.00
024.102.003	45.00	30.00
024.102.011	45.00	30.00
024.102.012	45.00	30.00
024.102.020	45.00	30.00
024.102.033	45.00	30.00
024.102.035	45.00	30.00
024.102.037	45.00	30.00
024.102.038	45.00	30.00
024.102.039	45.00	30.00
024.102.040	45.00	30.00
024.103.008	45.00	30.00
024.103.016	45.00	30.00
024.103.019	45.00	30.00
024.103.020	45.00	30.00
024.111.007	45.00	30.00
024.111.008	45.00	30.00
024.111.009	45.00	30.00
024.111.012	45.00	30.00
024.111.016	45.00	30.00
024.111.020	45.00	30.00
024.111.022	45.00	30.00
024.112.007	45.00	30.00
024.112.011	45.00	30.00

Exhibit "A" to Resolution 19-2016

Cambria Community Services District Water/Wastewater Standby Availability 2016/2017 Tax Year

<u>Parcel</u>	<u>Water Availability</u>	<u>Wastewater Availability</u>
024.112.020	45.00	30.00
024.112.025	45.00	30.00
024.112.026	45.00	30.00
024.112.027	45.00	30.00
024.112.032	45.00	30.00
024.112.033	45.00	30.00
024.112.036	45.00	30.00
024.122.002	45.00	30.00
024.122.008	45.00	30.00
024.122.009	45.00	30.00
024.122.014	45.00	30.00
024.122.024	45.00	30.00
024.122.025	45.00	30.00
024.123.001	45.00	30.00
024.123.003	45.00	30.00
024.123.007	45.00	30.00
024.123.008	45.00	30.00
024.123.010	45.00	30.00
024.123.011	45.00	30.00
024.123.015	45.00	30.00
024.123.026	45.00	30.00
024.123.029	45.00	30.00
024.123.030	45.00	30.00
024.123.031	45.00	30.00
024.123.038	45.00	30.00
024.123.039	45.00	30.00
024.123.040	45.00	30.00
024.123.041	45.00	30.00
024.123.045	45.00	30.00
024.123.049	45.00	30.00
024.123.051	45.00	30.00
024.123.054	45.00	30.00
024.131.012	45.00	30.00
024.131.015	45.00	30.00
024.131.031	45.00	30.00
024.131.036	45.00	30.00
024.131.037	45.00	30.00
024.131.038	45.00	30.00
024.131.039	45.00	30.00
024.132.006	45.00	30.00
024.132.009	45.00	30.00
024.132.010	45.00	30.00
024.132.012	45.00	30.00
024.132.014	45.00	30.00

Exhibit "A" to Resolution 19-2016

Cambria Community Services District Water/Wastewater Standby Availability 2016/2017 Tax Year

<u>Parcel</u>	<u>Water Availability</u>	<u>Wastewater Availability</u>
024.132.017	45.00	30.00
024.132.023	45.00	30.00
024.132.029	45.00	30.00
024.132.030	45.00	30.00
024.132.032	45.00	30.00
024.132.035	45.00	30.00
024.132.038	45.00	30.00
024.132.041	45.00	30.00
024.133.004	45.00	30.00
024.133.005	45.00	30.00
024.133.006	45.00	30.00
024.133.008	45.00	30.00
024.133.010	45.00	30.00
024.141.013	45.00	30.00
024.141.019	45.00	30.00
024.141.020	45.00	30.00
024.141.026	45.00	30.00
024.141.030	45.00	30.00
024.141.031	45.00	30.00
024.141.034	45.00	30.00
024.141.037	45.00	30.00
024.141.039	45.00	30.00
024.141.043	45.00	30.00
024.141.044	45.00	30.00
024.141.046	45.00	30.00
024.142.009	45.00	30.00
024.142.024	45.00	30.00
024.142.027	45.00	30.00
024.142.029	45.00	30.00
024.142.030	45.00	30.00
024.142.036	45.00	30.00
024.142.040	45.00	30.00
024.142.042	45.00	30.00
024.143.002	45.00	30.00
024.143.005	45.00	30.00
024.143.006	45.00	30.00
024.143.007	45.00	30.00
024.143.026	45.00	30.00
024.143.029	45.00	30.00
024.143.031	45.00	30.00
024.143.033	45.00	30.00
024.151.006	45.00	30.00
024.151.016	45.00	30.00
024.151.017	45.00	30.00

Exhibit "A" to Resolution 19-2016

Cambria Community Services District Water/Wastewater Standby Availability 2016/2017 Tax Year

<u>Parcel</u>	<u>Water Availability</u>	<u>Wastewater Availability</u>
024.151.019	45.00	30.00
024.151.026	45.00	30.00
024.151.027	45.00	30.00
024.151.032	45.00	30.00
024.151.033	45.00	30.00
024.151.034	45.00	30.00
024.152.002	45.00	30.00
024.152.013	45.00	30.00
024.152.015	45.00	30.00
024.152.028	45.00	30.00
024.152.029	45.00	30.00
024.152.030	45.00	30.00
024.161.005	45.00	30.00
024.161.008	45.00	30.00
024.161.015	45.00	30.00
024.161.024	45.00	30.00
024.162.003	45.00	30.00
024.162.007	45.00	30.00
024.162.009	45.00	30.00
024.162.025	45.00	30.00
024.162.026	45.00	30.00
024.162.028	45.00	30.00
024.171.002	45.00	30.00
024.171.009	45.00	30.00
024.171.012	45.00	30.00
024.171.016	45.00	30.00
024.171.024	45.00	30.00
024.171.029	45.00	30.00
024.171.030	45.00	30.00
024.171.031	45.00	30.00
024.171.032	45.00	30.00
024.172.007	45.00	30.00
024.172.009	45.00	30.00
024.172.011	45.00	30.00
024.172.022	45.00	30.00
024.172.024	45.00	30.00
024.172.030	45.00	30.00
024.172.032	45.00	30.00
024.172.035	45.00	30.00
024.181.005	45.00	30.00
024.181.045	45.00	30.00
024.181.051	45.00	30.00
024.181.054	45.00	30.00
024.182.022	45.00	30.00

Exhibit "A" to Resolution 19-2016

Cambria Community Services District Water/Wastewater Standby Availability 2016/2017 Tax Year

<u>Parcel</u>	<u>Water Availability</u>	<u>Wastewater Availability</u>
024.182.023	45.00	30.00
024.182.032	45.00	30.00
024.182.039	45.00	30.00
024.182.047	45.00	30.00
024.182.051	45.00	30.00
024.182.052	45.00	30.00
024.182.055	45.00	30.00
024.191.046	45.00	30.00
024.191.047	45.00	30.00
024.191.051	45.00	30.00
024.191.052	45.00	30.00
024.191.053	45.00	30.00
024.191.054	45.00	30.00
024.191.055	45.00	30.00
024.191.061	45.00	30.00
024.191.062	45.00	30.00
024.191.063	45.00	30.00
024.201.009	45.00	30.00
024.201.017	45.00	30.00
024.201.023	45.00	30.00
024.201.024	45.00	30.00
024.202.017	45.00	30.00
024.202.021	45.00	30.00
024.202.022	45.00	30.00
024.202.028	45.00	30.00
024.211.003	45.00	30.00
024.211.014	45.00	30.00
024.211.022	45.00	30.00
024.211.036	45.00	30.00
024.211.037	45.00	30.00
024.212.005	45.00	30.00
024.212.014	45.00	30.00
024.212.024	45.00	30.00
024.221.003	45.00	30.00
024.221.017	45.00	30.00
024.221.019	45.00	30.00
024.221.033	45.00	30.00
024.221.034	45.00	30.00
024.221.036	45.00	30.00
024.221.037	45.00	30.00
024.221.039	45.00	30.00
024.221.040	45.00	30.00
024.222.003	45.00	30.00
024.222.005	45.00	30.00



Exhibit "A" to Resolution 19-2016

Cambria Community Services District Water/Wastewater Standby Availability 2016/2017 Tax Year

<u>Parcel</u>	<u>Water Availability</u>	<u>Wastewater Availability</u>
024.222.010	45.00	30.00
024.222.011	45.00	30.00
024.222.015	45.00	30.00
024.222.016	45.00	30.00
024.222.021	45.00	30.00
024.222.022	45.00	30.00
024.222.024	45.00	30.00
024.222.025	45.00	30.00
024.222.026	45.00	30.00
024.222.027	45.00	30.00
024.222.028	45.00	30.00
024.231.007	45.00	30.00
024.231.010	45.00	30.00
024.231.019	45.00	30.00
024.231.027	45.00	30.00
024.231.034	45.00	30.00
024.231.043	45.00	30.00
024.231.047	45.00	30.00
024.231.048	45.00	30.00
024.241.010	45.00	30.00
024.241.023	45.00	30.00
024.241.024	45.00	30.00
024.241.030	45.00	30.00
024.241.031	45.00	30.00
024.242.002	45.00	30.00
024.242.005	45.00	30.00
024.242.012	45.00	30.00
024.242.045	45.00	30.00
024.242.047	45.00	30.00
024.242.049	45.00	30.00
024.242.050	45.00	30.00
024.242.056	45.00	30.00
024.242.057	45.00	30.00
024.243.002	45.00	30.00
024.243.005	45.00	30.00
024.243.015	45.00	30.00
024.243.016	45.00	30.00
024.243.017	45.00	30.00
024.243.018	45.00	30.00
024.243.027	45.00	30.00
024.243.031	45.00	30.00
024.243.040	45.00	30.00
024.243.048	45.00	30.00
024.243.051	45.00	30.00

Exhibit "A" to Resolution 19-2016

Cambria Community Services District Water/Wastewater Standby Availability 2016/2017 Tax Year

<u>Parcel</u>	<u>Water Availability</u>	<u>Wastewater Availability</u>
024.243.053	45.00	30.00
024.243.055	45.00	30.00
024.243.060	45.00	30.00
024.243.062	45.00	30.00
024.243.063	45.00	30.00
024.243.064	45.00	30.00
024.243.065	45.00	30.00
024.243.066	45.00	30.00
024.252.010	45.00	30.00
024.252.011	45.00	30.00
024.252.012	45.00	30.00
024.252.014	45.00	30.00
024.252.015	45.00	30.00
024.252.020	45.00	30.00
024.252.025	45.00	30.00
024.252.034	45.00	30.00
024.252.036	45.00	30.00
024.252.040	45.00	30.00
024.252.041	45.00	30.00
024.252.044	45.00	30.00
024.252.045	45.00	30.00
024.253.013	45.00	30.00
024.253.015	45.00	30.00
024.253.018	45.00	30.00
024.253.035	45.00	30.00
024.261.015	45.00	30.00
024.261.021	45.00	30.00
024.261.031	45.00	30.00
024.261.036	45.00	30.00
024.261.037	45.00	30.00
024.261.038	45.00	30.00
024.262.013	45.00	30.00
024.262.015	45.00	30.00
024.262.039	45.00	30.00
024.262.042	45.00	30.00
024.271.002	45.00	30.00
024.271.017	45.00	30.00
024.271.024	45.00	30.00
024.271.025	45.00	30.00
024.272.010	45.00	30.00
024.272.015	45.00	30.00
024.272.016	45.00	30.00
024.272.019	45.00	30.00
024.272.025	45.00	30.00

Exhibit "A" to Resolution 19-2016

Cambria Community Services District Water/Wastewater Standby Availability 2016/2017 Tax Year

<u>Parcel</u>	<u>Water Availability</u>	<u>Wastewater Availability</u>
024.272.026	45.00	30.00
024.272.027	45.00	30.00
024.272.028	45.00	30.00
024.272.029	45.00	30.00
024.272.031	45.00	30.00
024.272.032	45.00	30.00
024.273.009	45.00	30.00
024.273.010	45.00	30.00
024.273.014	45.00	30.00
024.273.018	45.00	30.00
024.273.024	45.00	30.00
024.273.029	45.00	30.00
024.281.015	45.00	30.00
024.281.016	45.00	30.00
024.281.018	45.00	30.00
024.281.023	45.00	30.00
024.281.029	45.00	30.00
024.281.033	45.00	30.00
024.282.006	45.00	30.00
024.282.011	45.00	30.00
024.282.017	45.00	30.00
024.282.018	45.00	30.00
024.282.026	45.00	30.00
024.282.030	45.00	30.00
024.282.031	45.00	30.00
024.282.036	45.00	30.00
024.282.038	45.00	30.00
024.282.039	45.00	30.00
024.282.040	45.00	30.00
024.282.043	45.00	30.00
024.282.044	45.00	30.00
024.282.045	45.00	30.00
024.291.003	45.00	30.00
024.291.014	45.00	30.00
024.291.033	45.00	30.00
024.291.037	45.00	30.00
024.291.038	45.00	30.00
024.291.039	45.00	30.00
024.301.014	45.00	30.00
024.301.022	45.00	30.00
024.301.025	45.00	30.00
024.301.033	45.00	30.00
024.301.036	49.04	30.00
024.311.001	45.00	30.00

Exhibit "A" to Resolution 19-2016

Cambria Community Services District Water/Wastewater Standby Availability 2016/2017 Tax Year

<u>Parcel</u>	<u>Water Availability</u>	<u>Wastewater Availability</u>
024.311.038	45.00	30.00
024.311.040	45.00	30.00
024.311.041	45.00	30.00
024.311.042	45.00	30.00
024.312.005	45.00	30.00
024.312.024	45.00	30.00
024.312.026	45.00	30.00
024.312.038	45.00	30.00
024.312.039	45.00	30.00
024.321.014	45.00	30.00
024.321.031	45.00	30.00
024.321.035	45.00	30.00
024.321.036	45.00	30.00
024.331.008	45.00	30.00
024.331.014	45.00	30.00
024.331.015	45.00	30.00
024.331.016	45.00	30.00
024.331.018	45.00	30.00
024.331.020	45.00	30.00
024.331.027	45.00	30.00
024.331.031	45.00	30.00
024.331.032	45.00	30.00
024.332.008	45.00	30.00
024.332.010	45.00	30.00
024.332.016	45.00	30.00
024.332.021	45.00	30.00
024.332.025	45.00	30.00
024.332.027	45.00	30.00
024.332.028	45.00	30.00
024.332.029	45.00	30.00
024.341.005	45.00	30.00
024.341.008	45.00	30.00
024.341.010	45.00	30.00
024.341.011	45.00	30.00
024.341.016	45.00	30.00
024.341.022	45.00	30.00
024.341.023	45.00	30.00
024.341.024	45.00	30.00
024.341.026	45.00	30.00
024.341.027	45.00	30.00
024.341.028	45.00	30.00
024.341.031	45.00	30.00
024.341.035	45.00	30.00
024.341.038	45.00	30.00

Exhibit "A" to Resolution 19-2016

Cambria Community Services District Water/Wastewater Standby Availability 2016/2017 Tax Year

<u>Parcel</u>	<u>Water Availability</u>	<u>Wastewater Availability</u>
024.342.005	45.00	30.00
024.342.006	45.00	30.00
024.342.011	45.00	30.00
024.342.013	45.00	30.00
024.342.016	45.00	30.00
024.342.018	45.00	30.00
024.342.019	45.00	30.00
024.342.021	45.00	30.00
024.342.024	45.00	30.00
024.351.002	45.00	30.00
024.351.003	45.00	30.00
024.352.004	45.00	30.00
024.352.009	45.00	30.00
024.352.010	45.00	30.00
024.352.012	45.00	30.00
024.352.014	45.00	30.00
024.352.015	45.00	30.00
024.353.006	45.00	30.00
024.353.015	45.00	30.00
024.353.032	45.00	30.00
024.353.035	45.00	30.00
024.353.036	45.00	30.00
024.353.038	45.00	30.00
024.353.039	45.00	30.00
024.353.040	45.00	30.00
024.353.044	45.00	30.00
024.353.046	45.00	30.00
024.353.047	45.00	30.00
024.353.048	45.00	30.00
024.353.049	45.00	30.00
024.353.055	45.00	30.00
024.354.009	45.00	30.00
024.361.014	45.00	30.00
024.361.020	45.00	30.00
024.361.024	45.00	30.00
024.361.032	45.00	30.00
024.361.033	45.00	30.00
024.361.034	45.00	30.00
024.362.005	45.00	30.00
024.362.009	45.00	30.00
024.362.021	45.00	30.00
024.362.022	45.00	30.00
024.362.023	45.00	30.00
024.363.003	45.00	30.00

Exhibit "A" to Resolution 19-2016

Cambria Community Services District Water/Wastewater Standby Availability 2016/2017 Tax Year

<u>Parcel</u>	<u>Water Availability</u>	<u>Wastewater Availability</u>
024.363.004	45.00	30.00
024.363.009	45.00	30.00
024.371.010	45.00	30.00
024.371.015	45.00	30.00
024.371.016	45.00	30.00
024.371.017	45.00	30.00
024.371.018	45.00	30.00
024.371.026	45.00	30.00
024.371.033	45.00	30.00
024.371.034	45.00	30.00
024.372.018	45.00	30.00
024.381.003	45.00	30.00
024.381.012	45.00	30.00
024.381.013	45.00	30.00
024.381.014	45.00	30.00
024.381.015	45.00	30.00
024.381.018	45.00	30.00
024.381.019	45.00	30.00
024.381.020	45.00	30.00
024.381.021	45.00	30.00
024.382.012	45.00	30.00
024.382.020	45.00	30.00
024.382.021	45.00	30.00
024.382.022	45.00	30.00
024.383.005	45.00	30.00
024.383.007	45.00	30.00
024.383.010	45.00	30.00
024.383.019	45.00	30.00
3944 Parcels		

CAMBRIA COMMUNITY SERVICES DISTRICT

TO: Board of Directors

AGENDA NO. **9.A.**

FROM: Jerry Gruber, General Manager

-----

Meeting Date: May 26, 2016      Subject: DISCUSSION AND CONSIDERATION  
 OF ADOPTION OF RESOLUTION 22-  
 2016 APPROVING AN EMPLOYMENT  
 AGREEMENT WITH WILLIAM S.  
 HOLLINGSWORTH

**RECOMMENDATIONS:**

Staff recommends that the Board of Directors adopt Resolution 22-2016 approving an Employment Agreement with William S. Hollingsworth as the CCSD's new Fire Chief.

**FISCAL IMPACT:**

Approval of the Employment Agreement will result in an annual salary of \$124,908. The Fire Chief will also receive a \$100 match per payroll period to the 457 deferred compensation plan, an annual \$1,000 uniform and boot allowance, and the CCSD will pay costs associated with DMV physicals and paramedic reaccreditation. He will have the use of a CCSD provided vehicle and cell phone for business purposes, and the District will pay \$600 per year for professional dues and publications, as well as \$3,500 per year for meetings and conferences.

**DISCUSSION:**

After conducting an internal recruitment, staff has selected Captain/Paramedic William S. Hollingsworth to be the new CCSD Fire Chief. Captain Hollingsworth has been a member of the CCSD Fire Department since 1991, and was appointed Captain in 2005. Prior to joining the CCSD Fire Department, he worked for the Cambria Community Healthcare District, initially as an emergency medical technician, and then in the capacity of paramedic and as a supervisor. The CCSD has historically retained its Fire Chief by contract. Accordingly, an Employment Agreement was negotiated by the General Manager and Captain Hollingsworth. The Employment Agreement is for a two-year term and provides for an annual salary in the amount of \$124,908, which is Step D for Fire Chief in the Annual Salary Schedule for Cambria Exempt Employees.

Attachment:

- Resolution 22-2016
- Exhibit "A" Employment Agreement with William S. Hollingsworth

-----

BOARD ACTION: Date \_\_\_\_\_ Approved: \_\_\_\_\_ Denied: \_\_\_\_\_

UNANIMOUS: \_\_\_ROBINETTE\_\_\_ THOMPSON \_\_\_ BAHRINGER \_\_\_ RICE \_\_\_ SANDERS\_\_\_

**RESOLUTION NO. 22-2016**  
**May 26, 2016**

**A RESOLUTION OF THE BOARD OF DIRECTORS OF  
THE CAMBRIA COMMUNITY SERVICES DISTRICT  
APPROVING AN EMPLOYMENT AGREEMENT  
WITH WILLIAM S. HOLLINGSWORTH**

**BE IT RESOLVED** by the Board of Directors of the Cambria Community Services District as follows:

1. The Employment Agreement between the Cambria Community Services District and William S. Hollingsworth, attached hereto as Exhibit "A" is hereby approved.
2. The Board President is authorized to execute the Employment Agreement on behalf of the Cambria Community Services District.

PASSED AND ADOPTED this 26<sup>th</sup> day of May, 2016.

\_\_\_\_\_  
Gail Robinette, President  
Board of Directors

ATTEST:

APPROVED AS TO FORM:

\_\_\_\_\_  
Monique Madrid  
District Clerk

\_\_\_\_\_  
David H. Hirsch  
Assistant District Counsel



**EMPLOYMENT AGREEMENT**

**This Employment Agreement** (the "Agreement") is made and entered into the 27th day of May, 2016, by and between the **Cambria Community Services District** (hereinafter referred to as "**Employer**") and **William S. Hollingsworth** (hereinafter referred to as "**Employee**"), who understand as follows:

**WITNESSETH:**

**WHEREAS**, Employer desires to employ the services of Employee as Fire Chief; and

**WHEREAS**, it is the desire of Employer to provide certain benefits, establish certain conditions of employment and to set working conditions of Employee; and

**WHEREAS**, it is the desire of Employer to receive and retain the services of Employee and to provide for Employee to remain in such employment; to make possible full work productivity by assuring Employee's morale and peace of mind with respect to future security; to act as a deterrent against malfeasance, misfeasance or substandard performance on Employee's part; and to provide for terminating Employee's services at such time as Employee may be unable to fully discharge Employee's duties or when Employer may otherwise desire to terminate Employee's employ; and

**WHEREAS**, Employee desires to accept employment as Fire Chief.

**NOW, THEREFORE**, in consideration of the mutual covenants herein contained, the parties agree as follows:

**1. DUTIES OF FIRE CHIEF**

Employee agrees to perform the functions and duties of the position of Fire Chief and any additional duties as may be assigned from time to time. A general description of the duties and responsibilities of the Fire Chief is attached hereto and incorporated herein by reference. Unless otherwise agreed to by the General Manager, Employee shall provide his services based upon a nine (9) day/eighty (80) hour work schedule.

**2. TERM OF AGREEMENT**

The Agreement commences with an effective date of May 27, 2016, and shall remain in effect until May 26, 2018.

- A. Nothing shall prevent, limit or otherwise interfere with the right of Employer to terminate the services of Employee at any time, subject only to the provisions set forth in Section 3.

## Exhibit A to Resolution 22-2016

- B. Nothing shall prevent, limit or otherwise interfere with the right of Employee to resign at any time from Employee's position with Employer, subject only to the provisions set forth in Section 3.

### **3. TERMINATION AND SEVERANCE PAY**

- A. Employer may terminate this agreement without cause, for any reason or for no reason, on three (3) months' notice to Employee. On the anniversary date of this Agreement, and upon receiving a satisfactory evaluation from the General Manager, the notice period shall be increased by one (1) additional month each year, until it reaches a maximum of six (6) months. If this agreement is terminated by Employer or by operation of law, Employee shall continue to work and receive Employee's salary and other compensation during the notice period. In the alternative and at its sole discretion, Employer may terminate Employee at any time during the notice period and, in that event, Employer agrees to pay Employee a lump sum cash payment equal to the remaining salary for the notice period and pay Employee's COBRA benefits equal to the notice period; provided, however, Employer shall have no obligation to provide such notice, severance pay and benefits in the event Employee is terminated for good cause. For the purpose of this agreement, "good cause" shall include, but not necessarily be limited to, any of the following:

1. A material breach of the terms of this agreement;
2. A failure to perform duties in a professional and responsible manner consistent with generally accepted standards of the profession; and
3. Conduct unbecoming the position of Fire Chief or likely to bring discredit or embarrassment to the CCSD.

"Good cause" shall not mean a mere loss of support or confidence by the General Manager.

- B. In the event Employee voluntarily resigns Employee's position with Employer, Employee shall give Employer sixty (60) days' advance written notice, unless the parties agree otherwise.

### **4. SALARY**

Employer agrees to pay Employee for Employee's services as Fire Chief the amount of \$124,908 per year, which is Step D for the position of Fire Chief, as set forth in the Annual Salary Schedule for Cambria Exempt Employees. Employee's compensation shall be payable in the same manner and at the same time as other employees of Employer are paid. Subsequent increases in salary may be considered annually at

performance evaluation time and as otherwise approved by the CCSD Board of Directors.

### **5. OTHER COMPENSATION**

Employer agrees to provide Employee additional compensation and benefits as provided to other management employees of the CCSD. In addition, Employee shall receive the following benefits:

- A. Employer agrees to match Employee contributions to Employer-sponsored supplemental retirement fund (“457 Plan”) up to \$100 per payroll period.
- B. Employee shall accrue 40 hours of administrative leave per year.
- C. Employer shall provide the Employee with a vehicle for business related use. The Fire Chief’s response vehicle shall be equipped with the necessary equipment to facilitate emergency response, and command and control communications. The vehicle may be used by Employee for normal business activities, travel to and from work, call outs and inspections, attendance at professional meetings, training programs, seminars, conferences, and for attendance at community and regional meetings, events and any functions related to Employee’s official capacity.
- D. Employee shall be provided with a cell phone, paid for by Employer.
- E. Employee shall receive \$1,000 annually as a uniform and boot allowance.

### **6. REQUIRED LICENSES AND CERTIFICATIONS**

Employer agrees to pay \$225 annually, or up to \$550 biennially, for the costs associated with required DMV physicals related to the DMV Firefighter Endorsement, and for Paramedic reaccreditation. It is understood by the parties that Employee plans on maintaining his Paramedic accreditation; however, Employee will not receive Paramedic “specialty compensation” or assignment pay in his capacity as Fire Chief.

### **7. PROFESSIONAL DEVELOPMENT**

Employee shall be entitled to the following for costs associated with activities and materials deemed necessary and desirable for Employee’s continued professional development, participation, growth and advancement:

- A. \$600 annually for professional dues and subscriptions necessary for full participation in appropriate and relevant associations and organizations, including, but not limited to, the International Association of Fire Chiefs, California Fire Prevention Officers, and CalChiefs;

Exhibit A to Resolution 22-2016

- B. \$3,500 annually for travel and subsistence expenses for professional meetings and similar functions (e.g., conferences, workshops, seminars, meetings, etc.) to foster professional development or represent the CCSD;
- C. Other items, activities and materials as may be agreed upon from time to time between Employee and Employer.

Expenditures for items within this section shall be within the CCSD's budgeted amounts for the appropriate category.

**8. PERFORMANCE REVIEWS**

During the first six (6) month period of this Agreement, Employee will be subject to review of his performance by the General Manager. If at any time during that initial six (6) month period the General Manager determines that Employee's performance is not satisfactory, or if during that period Employee determines that he desires to return to his previous position as Captain/Paramedic, he shall be permitted to return to his prior position with no loss of tenure, rank or other benefits. This provision shall not apply if Employee is terminated for good cause.

After the initial six (6) month period, Employee shall receive an annual performance review on or around the anniversary of this Agreement.

**9. GENERAL PROVISIONS**

The text herein shall constitute the entire agreement between the parties. Any amendments must be in writing and executed by both parties. This agreement shall be binding upon and inure to the benefit of the heirs at law and executors of Employee.

If any provision, or any portion thereof, contained herein is held unconstitutional, invalid or unenforceable, the remainder of this agreement, or portion thereof, shall be deemed severable, shall not be affected, and shall remain in full force and effect. The laws of the State of California shall govern this agreement.

**IN WITNESS WHEREOF**, Employer and Employee have signed and executed this agreement, both in duplicate, the day and year first above written.

**Employee:**

**Employer:**

\_\_\_\_\_  
William S. Hollingsworth  
Fire Chief

\_\_\_\_\_  
Jerome D. Gruber  
General Manager

\_\_\_\_\_  
Gail Robinette  
Board President

Exhibit A to Resolution 22-2016

**CAMBRIA COMMUNITY SERVICES DISTRICT**

**FIRE CHIEF**

This is a Management-Exempt Contract Position

**DEFINITION**

Under direction of the General Manager, the Fire Chief shall be responsible for the administration, operations and functions of all the activities of the fire department, personnel, equipment, properties and assets and liabilities both from an operational and managerial standpoint. This will involve a total program for the protection and preservation of life and property. The position requires broad knowledge and a thorough understanding of modern fire administration, personnel management, fire prevention, fire training, fire suppression, and concepts and methods necessary to facilitate the determination of varied work, challenges and problems. The Fire Chief must be capable of working independently in supervising all technical and general operations seeing that desired work results are achieved. In addition to administrative responsibilities, the Fire Chief is expected to direct and supervise fire-fighting resources at the scene of emergencies and actively participate in fire control operations as needed.

**ESSENTIAL DUTIES & RESPONSIBILITIES**

Include, but not limited to the following:

- Accepts full responsibility for all Fire Department activities, operations and services including the areas of fire prevention, fire suppression, training, inspections, investigations, hazardous materials, disaster preparedness, emergency medical aid, rescue, and code enforcement.
- Develops, implements, and maintains Fire Department goals, objectives, policies and priorities for appropriate services; ensures that established goals and priorities are achieved; develops a strategy and work plan for the successful achievement of program and project goals.
- Plans, directs and coordinates the Fire Department work plan through direct supervision of officers and appropriate department staff; assigns work activities and responsibilities to appropriate department personnel; reviews and evaluates work methods and procedures; identifies and resolves problems and/or issues.
- Analyzes operational and service demands and devises plans to satisfy needs.
- Informs the General Manager of safety services issues and of department activities.
- Administers prevention programs within the District including weed abatement, plan checks and inspections. Works closely with cooperating agencies and various fire safety advisory groups to reduce fire hazards in the District through monitoring and updating the District 5-Year Fire Protection Master Plan.
- Reviews and evaluates service delivery methods and systems including administrative and support systems and internal relationships; identifies opportunities for improvement and implements changes to standard operating guidelines to enhance services based on new technology or changes in the law.
- Oversees the selection, training and evaluation programs for Fire personnel; provides or coordinates staff training; identifies and resolves staff deficiencies; executes discipline.

## Exhibit A to Resolution 22-2016

- Acts as District's Fire Marshal.
- Monitors all Department personnel performance, conducts employee performance evaluations, recognizes positive and negative performance and takes appropriate actions.
- Makes or oversees periodic personnel inspections and general inspections of vehicles, apparatus and facilities.
- Serves as Emergency Operations Manager for the District and manages in all phases of Disaster Preparedness programs including the preparation and execution of emergency response plans for other District departments and the community.
- Cultivates good community relations by appearing before civic, fraternal and other community groups.
- Prepares and administers the Fire Department's budget; monitors, reviews and approves expenditures; advises appropriate department personnel on budget matters; makes adjustments to the budget as is necessary.
- Advises the General Manager on service needs.
- Attends and participates in organizational, professional, and community meetings as necessary.
- Implements and oversees hazardous materials programs.
- Oversees the coordination, monitoring and updating of mutual and automatic aid programs.
- Takes personal command of firefighting activities at major fires and other emergency situations as necessary.
- Stays current on issues relative to the full ranges of departmental services.
- Responds to and resolves sensitive and complex community and organizational inquiries and complaints.
- Represents the Fire Department to other departments, divisions and organizations; coordinates departmental activities with other departments and organizations.

### **OTHER DUTIES AND RESPONSIBILITIES**

This is a management position which may require working outside of normal hours such as, weekend's, holidays, and standby duty as required to discharge the operations of the Department.

### **KNOWLEDGE/SKILLS/ABILITIES**

#### **Knowledge of:**

- techniques of operating principles and practices used in urban and suburban fire suppression, prevention, investigation, communications, training, emergency medical services, labor relations, disaster preparedness and hazardous materials;
- emergency medical vehicles, apparatus, tools, equipment, devices, facilities and their proper utilization and maintenance requirements;
- principles and practices of budget administration;
- methods and techniques of supervision, training and motivation;
- applicable federal, state, and local laws, codes and regulations;
- occupational hazards and standard safety practices;
- GIS and its application to the Fire Department;
- methods and techniques for basic report preparation and writing;
- methods and techniques for record keeping;
- proper English, spelling and grammar.

## Exhibit A to Resolution 22-2016

### **Skill to:**

- operate a computer and use applicable software, i.e. Windows Excel;
- operate two-way radio and other communications equipment.

### **Ability to:**

- Plan, organize, implement, direct and evaluate department operations and the work of subordinate staff;
- make sound decisions and direct operations at the scene of all incidents;
- manage a comprehensive fire prevention and investigation program;
- select and supervise subordinate staff;
- manage and oversee the operations and activities of the department;
- supervise and direct the operations and activities of the department;
- courteously respond to community issues, concerns and needs;
- analyze a complex issue and develop and implement an appropriate response;
- prepare clear and concise administrative and financial reports;
- prepare and administer a municipal budget;
- analyze and evaluate new and existing methods and standard operating procedures;
- make adjustments to standard operating procedures as is appropriate;
- apply applicable laws, codes and regulations;
- work independently;
- communicate effectively, both orally and in writing;
- understand and follow instructions;
- establish and maintain effective working relationships.

## **REQUIRED QUALIFICATIONS**

### **Education/Training**

Education equivalent to graduation from high school and seven years of general firefighting and fire marshal experience, including three years at the supervisory level, or five years full-time firefighting experience and a relevant degree from an accredited college or university, including three years at the supervisory level, or any equivalent combination of education and experience.

### **Licenses/Certifications**

Possession of a current Class "B" California Driver's License (must maintain satisfactory DMV record and ability to maintain insurability); Advanced First Aid & CPR cards; and Emergency Medical Technician I (EMT1) and State Certified Firefighter Certificates.



CAMBRIA COMMUNITY SERVICES DISTRICT

TO: Board of Directors

AGENDA NO.

**9.B.**

FROM: Jerry Gruber General Manager

Meeting Date: May 26, 2016      Subject: Discussion and Consideration of the Revised Preliminary Budget for Fiscal Year 2016-2017

**RECOMMENDATIONS**

- Receive a staff presentation on the Preliminary Budget for Fiscal Year 2016/2017.
- Receive public input.
- Discuss and Consider the Preliminary Budget for Fiscal Year 2016/2017 and provide direction to staff.

**FISCAL IMPACT**

The Fiscal Year 2016/2017 Budget being presented would authorize total Revenue Projections, Expenditure Authorities, and changes to the Water, Wastewater, and General Fund Balances as follows:

**CAMBRIA COMMUNITY SERVICES DISTRICT  
FY 2016 - 2017 PROPOSED BUDGET MAY 26, 2016  
SUMMARY OF ALL FUNDS**

<u>GENERAL FUND</u>	<u>REVENUES</u>	<u>EXPENDITURES</u>	<u>CHANGE TO FUND BALANCE</u>
<u>DEPARTMENTS:</u>			
FIRE	1,920,812	1,920,813	(0)
F&R	619,948	619,948	0
P&R	161,602	161,602	0
ADMIN	1,786,690	1,786,690	0
<b>TOTAL GF</b>	<b>4,489,052</b>	<b>4,489,053</b>	<b>(0)</b>
<u>WASTEWATER FUND</u>	<u>REVENUES</u>	<u>EXPENDITURES</u>	<u>CHANGE TO FUND BALANCE</u>
<b>TOTAL WW</b>	<b>2,532,000</b>	<b>2,532,000</b>	<b>(0)</b>
<u>WATER FUND</u>	<u>REVENUES</u>	<u>EXPENDITURES</u>	<u>CHANGE TO FUND BALANCE</u>
<u>DEPARTMENTS:</u>			
OPERATIONS	2,968,544	2,934,297	34,247
SWF CAP COST REC	847,000	830,356	16,644
SWF OPERATIONS	105,000	221,400	(116,400)
<b>TOTAL WATER FUND</b>	<b>3,920,544</b>	<b>3,986,053</b>	<b>(65,509)</b>

**DISCUSSION:**

Attached is the revised preliminary Fiscal Year 2016/2017 CCSD Budget for review and consideration. An organization chart is provided on page 1. Area summaries are provided on pages 2 through 10 and budget details for each area are provided on pages 11 through 36.

In preparation for the preliminary Fiscal Year 2016/2017 Budget, certain assumptions needed to be made both from a revenue and expenditure perspective. These budgetary assumptions follow.

The Property Tax Revenue estimate in the budget is projected to increase from FY 2015/2016 to FY 2016/17 by 5.0% or \$231,128.

The Fire Benefit Assessment is projected to increase from FY 2015/2016 to FY 2016/17 by 2.0% or \$8,680.

This preliminary budget includes a Cost of Living Salary increase on July 1, 2016 for SEIU employees of 3.5% and one for IAFF Firefighters on 12/20/16 for 3.5%. Budgeted staff now includes 32 full time and 12 part-time employees representing 33 Full Time Equivalent employees. A detailed staffing plan Fiscal Year 2016-17 is included as part of the proposed budget.

In the preliminary budget the net cost to operate the Administrative Department has been fully allocated to other departments in the General Fund and to the Water and Wastewater Funds based on the percent of administration staffing effort that is dedicated to each department or fund.

The attached preliminary budget has the following columns:

- The applicable General Ledger Account number,
- 
- The account description,
- 
- The Fiscal Year 2015-16 Budget (this is the budget as amended at the Board meeting in February 2016),
- Actual Expenditures for Fiscal Year 2015-16 through March 31, 2016, and
- The Preliminary Fiscal Year 2016-17 Budget.

**Water Fund: Operations Department Analysis.** On February 12, 2016, the District adopted increased water and wastewater rates which are designed to eliminate operating deficits in those funds. The new rates became effective March 1, 2016 and are reflected in the budgeted revenues for those funds.

The following chart shows the preliminary budget for FY 16-17 compared to the revenues and expenditures projected in the rate study associated with the rate increases.

WATER DEPARTMENT	RATES	
	APPROVED	FY 16-17
	<u>FEB 2016</u>	<u>BUDGET</u>
WATER SALES	1,937,000	1,937,000
STANDBY	178,000	178,000
RESOURCE CONSV	70,000	98,500
OTHER	60,000	95,090
PROCEEDS FROM DEBT	1,000,000	660,000
TOTAL REVENUES	<u>3,245,000</u>	<u>2,968,590</u>
PERSONNEL	769,000	689,914
REPAIRS	250,000	263,660
UTILITIES	139,000	136,100
PROFSNAL SERVICES	58,000	160,000
SERVICES/SUPPLIES	161,000	173,000
RESOURCE CONSV	76,000	80,000
OVERHEAD	634,000	582,418
CAPITAL EXPENDITURES	1,000,000	794,401
DEBT SERVICE	100,000	54,804
TOTAL EXPENDITURES	<u>3,187,000</u>	<u>2,934,297</u>
DIFFERENCE	<u>58,000</u>	<u>34,293</u>

The rate study anticipated \$2,245,000 in operational revenues and \$2,187,000 in operational expenditures leaving a surplus of \$58,000. The rate study also anticipated incurring debt of \$1,000,000 and paying that debt off using \$100,000 generated by the rates each year. The budget being presented has anticipated revenues of \$2,968,590 and anticipated expenditures of \$2,934,293 leaving a surplus of \$34,293. The surplus results primarily from the fact that not all of the \$1,000,000 in capital projects identified in the rate study have been planned for the current fiscal year. When the District is prepared to proceed with those projects, budget amendments will be submitted to the Board for approval.

Resource conservation revenues are higher than rate study estimates because we are anticipating more remodel fees than estimated in the rate study.

Projected Professional Services are higher than included in the rate study because \$75,000 has been added for development of an Urban Water Management Plan and \$51,000 has been added for continued use of Balance Public Relations to assist the District receive financing (grants and low income loans) for needed capital projects.

Services and Supplies are higher than projected in the rate study because of higher licensing fees and higher lab testing and supplies.

Capital Expenditures include \$660,000 for replacement of the Fiscalini Water Tank, \$20,000 for repairs to the Stuart Street Tank, \$81,900 for a SCADA system for the San Simeon Well Field, \$25,000 towards pump station upgrades at the Rodeo Grounds, and \$7,500 for a GIS system.

**Sustainable Water Facility Analysis.** There are four budgets for the Sustainable Water Facility (SWF).

**The first SWF budget** is the **Operating Budget**. The additional operating revenues which are charged when the plant is operating are included in this budget. All costs associated with operating the plant are also included in the budget. The preliminary budget to operate the plant for three months projects revenues of \$105,000 and expenditures of \$221,400 resulting in a deficit of \$116,400 for the year. The rate study provided by Bartles and Wells in 2014 projected revenues and expenditures in this area to be \$220,000 per year. Revenues will be substantially below the revenues projected in the rate study because those revenues were based on a 20% reduction in water sales during operation of the plant and the District is actually experiencing closer to a 40% reduction in sales which results in actual revenues being \$108,000 less than projected in the rate study. Expenditures are higher than projected in the rate study primarily due to extensive monitoring and operating modifications due to environmental requirements that were not anticipated in the rate study. Staff anticipates that the cost of environmental monitoring will decrease once the permanent operating permit is obtained.

**The second SWF budget** is the **Capital Cost Recovery Budget**. All revenues from the monthly SWF fixed charges and the monthly SWF usage charges are included in this budget. The funds are dedicated to pay for debt service on the original loan of \$8,939,000 and to pay for maintenance of the SWF when it is not operating. The preliminary budget was developed assuming the SWF will be operational for three months during the fiscal year. The preliminary budget projects revenues of \$847,000 and expenditures of \$830,356 resulting in a surplus of \$16,664 for the year.

**The third SWF budget** is the **Capital Projects Budget for the Santa Rosa Creek Project**. This is a continuation of the budget approved last fiscal year. Grant funds from the Drinking Water Drought Grant Program in the amount of \$307,876 have been approved. \$248,246 (80%) of those funds have been received and receipt of the additional funds is anticipated this year. Expenditures of \$390,832 have been incurred and future expenses of about \$10,000 are anticipated bringing total projected expenditures to \$400,832. Staff is proposing an increase in expenditure authority to \$400,832 which will leave a deficit of \$92,956 to be funded from the Water Fund Balance.

**The fourth AWTP budget** is the **Capital Projects Budget for the Sustainable Water Facility (San Simeon Creek Project)**. This is a continuation of the budget approved last fiscal year. Staff will review this project before the budget is presented in June to see if any changes need to be made.

**Wastewater Fund Analysis.** On February 12, 2016, the District adopted increased water and wastewater rates which are designed to eliminate operating deficits in those funds. The new rates became effective March 1, 2016 and are reflected in the budgeted revenues for those funds.

The following chart compares the preliminary budget for FY 16-17 compared to the revenues and expenditures projected in the rate study associated with the rate increases.

WASTEWATER DEPARTMENT	RATES	
	APPROVED	FY 16-17
	FEB 2016	BUDGET
WW SALES	1,862,000	1,862,000
STANDBY	119,000	119,000
OTHER		
LOAN PROCEEDS		551,000
TOTAL REVENUES	1,981,000	2,532,000
PERSONNEL	676,000	682,445
REPAIRS	250,000	221,873
UTILITIES	168,000	163,700
PROFESSIONAL SERVICES	27,000	68,700
SERVICES/SUPPLIES	218,000	244,700
OVERHEAD	436,000	429,768
DEBT SERVICE	161,000	169,814
CAPITAL PROJECTS		551,000
TOTAL EXPENDITURES	1,936,000	2,532,000
DIFFERENCE	45,000	(0)

The rate study anticipated \$1,981,000 in revenues and \$1,936,000 in expenditures leaving a surplus of \$45,000. The preliminary budget has anticipated revenues and expenditures of \$2,532,000 leaving no surplus or deficit.

Projected Professional Services are higher than included in the rate study because \$51,000 has been added for continued use of Balance Public Relations to assist the District receive financing (grants and low income loans) for needed capital projects.

This budget includes \$25,000 for a camera survey and hydro-cleaning of 5% of our wastewater lines which was not anticipated in the Rate Study.

This budget also includes \$551,000 for major maintenance as shown on page 26. This is \$36,000 higher than the budget presented in April. This resulted from an increase of \$126,000 in the cost of the purchase and installation of the influent screen, a reduction of \$45,000 for hand rails, elimination of \$30,000 for cathodic protection, and a reduction of \$15,000 for replacement of the grit pumps. The funds budgeted in Fiscal Year 2015-16 for purchase of the

influent screen had to be used for emergency repairs necessitating that it be carried over into the Fiscal Year 2016-17 budget. This major maintenance will be funded with loans from the General Fund which will be repaid using some of the annual “maintenance funds” collected from the increased wastewater rates. The increased rates are designed to provide an additional \$250,000 per year for maintenance but staff believes that maintenance efforts can be restricted to no more than \$175,000 leaving about \$75,000 per year to repay the loan. The Water and Wastewater Ad Hoc Committee supports this approach to resolving these immediate needs for major maintenance at the wastewater plant.

**General Fund Analysis.** The preliminary budget for the General Fund is balanced as shown below.

<u>GENERAL FUND</u>	<u>REVENUES</u>	<u>EXPENDITURES</u>	<u>CHANGE TO FUND BALANCE</u>
<u>DEPARTMENTS:</u>			
FIRE	1,920,812	1,920,813	(0)
F&R	619,948	619,948	0
P&R	161,602	161,602	0
ADMIN	1,786,690	1,786,690	0
<b>TOTAL GF</b>	<b>4,489,052</b>	<b>4,489,053</b>	<b>(0)</b>

**Fire Department.** The budget for the Fire Department includes 3 additional firefighters hired under the Safer Grant Program. The projected revenues for the Fiscal Year include \$167,628 in Safer grant reimbursements for these additional firefighters.

Staff recommends purchasing a new first out fire truck this year. We have a proposal for the truck for approximately \$620,000. Staff has applied for a grant to pay for this fire truck and should know if it is approved by June. If the grant is not approved, staff will include \$135,000 in the final budget in June for financing the purchase of the truck.

The Fire Department needs to replace all Personal Protective Equipment (PPE) for all fire fighters. There are two sets of PPE: one for fighting structure fires and one for fighting wildland fires. The cost to replace one set of PPE for structure fires is \$2,380. The cost to replace one set of PPE for wildland fires is \$525. We need 25 sets for the entire Fire Department which will cost \$72,625. Those costs have not been included in this budget because the District is applying for grants to pay for these purchases. Once it is known exactly how much of our requirements will be funded by grants, the remaining costs will be requested as an augment to this budget

**Facilities and Resources Department.** The projected revenues for the Fiscal Year for the Facilities and Resources Department are \$32,300 less than last year. Last year’s budget included \$60,000 for a grant to purchase trash containers for Main Street. That revenue is not available this year. However, Vet’s Hall rental revenues are expected to exceed last year’s budget by \$7,845 because of a policy change that drastically reduced the fee waivers that were previously being granted. The projected expenditures for the Fiscal Year for Facilities and Resources are \$9,033 less than last year. Increases in personnel costs of \$62,248 and overhead costs of \$5,180 were more than offset by the decrease in capital expenditures of \$72,000. Personnel costs are greater this year because there was a vacancy for much of the

year last year which has been filled. The \$72,000 that was budgeted for trash containers last year is not required this year.

**Parks and Recreation Department.** The projected revenues for the Fiscal Year for Parks and Recreation Department are \$161,602. That includes \$135,486 from what is left of the Proposition 1A Reserve Funds that have been committed to the East Ranch Improvement Project. The projected expenditures for the Fiscal Year Budget for Parks and Recreation are \$161,602. This is primarily due to projected expenditures of \$135,486 for the East Ranch Improvement Project but also includes \$10,000 for demolition and removal of the old Phyllips house on the East Ranch.

**Administration Department.** The projected revenues for the Fiscal Year for the Administrative Department are \$157,371 more than last fiscal year. Increases in property taxes of \$216,876 were partially offset by a decrease of \$57,031 for state mandated costs reimbursements. The proposed expenditures for Fiscal Year 16-17 for the Administrative Department are \$231,598 more than last fiscal year. This increase is primarily due to increases in personnel costs of \$181,974 and capital project expenditures of \$45,000. Last year, two part-time Admin Tech 2 positions that were originally included in the budget were not filled. As a result, at the mid-year budget review, the personnel budget was reduced by almost \$100,000 to reflect those vacancies. The additional \$82,000 being budgeted this year reflects changing both of those part-time positions to full time positions and Cost of Living salary increases for those Admin staff who are members of SEIU. Also in the original budget last year, \$37,500 was included for capital equipment but at the mid-year budget review it was recognized that those expenditures were not going to be made so the budget for last year was reduced to zero at that time.

## **CONCLUSION:**

The **General Fund** is essentially balanced and no contribution to or from the General Fund's Fund Balance is projected at this time.

The **Water Fund** has a total projected deficit of \$65,463. The department operating budget has a surplus of \$34,293 while the SWF Capital Cost Recovery Department has a surplus of \$16,644 and the SWF Operations Department has a deficit of \$116,400.

The **Wastewater Fund** is essentially balanced and no contribution to or from the Fund Balance is projected at this time. The budget includes \$551,000 in capital expenditures and \$244,403 in debt service.

Major maintenance and capital improvement projects in all three funds (General Fund, Water Fund and Wastewater Fund) have been deferred for many years. As a result of the poor condition of both plants (water and wastewater) and their associated delivery and collection systems, the District now consistently experiences significant system failures requiring expensive emergency corrective action. This is a problem that has been developing for years and it gets worse each year. The rate study conducted in 2015 partially addressed this issue by providing \$100,000 each year in the Water Fund to allow that fund to borrow \$1,000,000 immediately to pay for crucial infrastructure improvements including the replacement of the Fiscalini Water tank. However, that rate study did not provide any funding for infrastructure improvements in the Wastewater Fund.

An immediate comprehensive rate study of the Wastewater facility is essential to catalog all existing infrastructure, machinery and equipment and to develop realistic repair and replacement schedules as well as ongoing maintenance requirements. Rates charged for Wastewater services must be examined and appropriate rates determined to provide for efficient and effective service delivery.

It is again that time of the year for me to thank all the staff at the CCSD for their dedication and hard work this past year. The Water Department staff operated the SWF plant successfully and continues to operate the regular plant in an outstanding manner. The Wastewater staff has operated short staffed and without a permanent supervisor for much of the year and continues to deal with crisis situations in a professional and exemplary manner. Administrative functions were understaffed during much of the year but all necessary work was accomplished due to the dedication of the staff we did have. And the firefighters in the Fire Department rallied around a temporary Fire Chief to continue providing all fire prevention and emergency medical services while transitioning to a new fire chief.

Attachments:

A. Preliminary CCSD Fiscal Year 2016/2017 Budget

-----  
BOARD ACTION:    Date \_\_\_\_\_ Approved: \_\_\_\_\_ Denied: \_\_\_\_\_

UNANIMOUS: \_\_\_ ROBINETTE \_\_\_ THOMPSON \_\_\_ RICE \_\_\_ BAHRINGER \_\_\_ SANDERS



# **Cambria Community Services District**



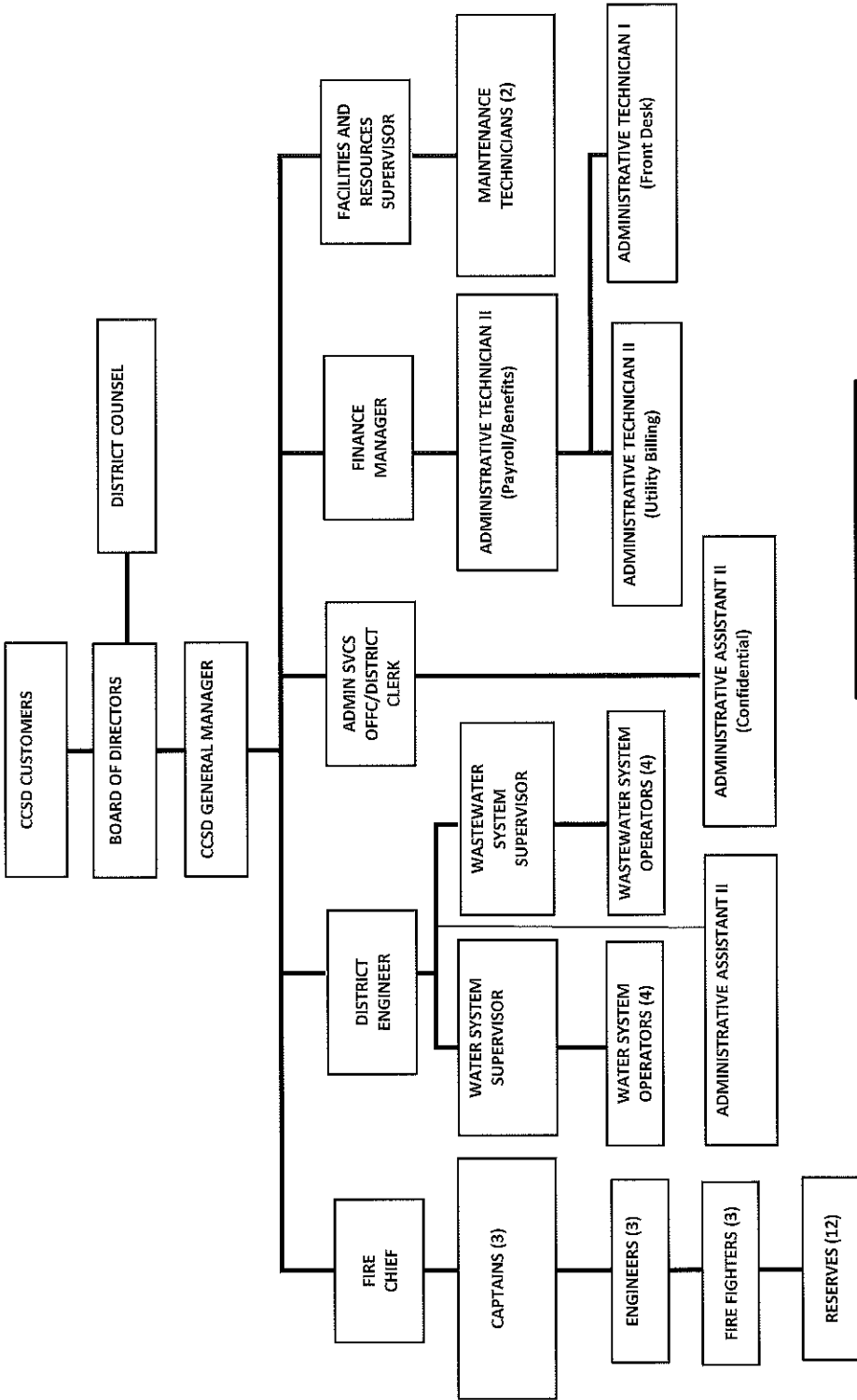
**FISCAL YEAR 2016 - 2017  
PRELIMINARY  
OPERATING BUDGET  
MAY 26, 2016**

**Cambria Community Services District  
Fiscal Year 2016- 2017 Budget**

**Table of Contents**

Organizational Chart	1
Budget Summaries	
Water Fund Operations	2
Water Fund SWF Operations	3
Water Fund Santa Rosa Creek Capital Project	4
Water Fund SWF Capital Project	5
Wastewater Fund	6
General Fund: Fire Department	7
General Fund: Facilities & Resources Department	8
General Fund: Park & Recreation Department	9
General Fund: Administration Department	10
Budget Details	
Water Fund Operations	11
Water Fund SWF Operations	16
Water Fund SWF Capital Cost Recovery	17
Water Fund Capital Project: Santa Rosa Creek	18
Water Fund Capital Project: Sustainable Water Facility	19
Wastewater Fund	21
General Fund: Fire Department	27
General Fund: Facilities & Resources Department	31
General Fund: Park & Recreation Department	34
General Fund: Administration Department	36

CCSD BUDGETED ORGANIZATIONAL CHART FISCAL YEAR 2016-2017



**Staffing Plan**

Directors:	5
Employees:	
Full-Time	32 (32.0 Full Time Equivalent)
Part-Time	12 ( 3.0 Full Time Equivalent)
<b>Total</b>	<b>44 (35.0 Full Time Equivalent)</b>

- New Positions**
- 1. 3 Fire Fighters funded by SAFER Grant
- Changed Positions**
- 1. Confidential Admin Assistant (24 hours per week) changed to 40 hours per week
  - 2. Admin Tech I (Front Desk)(28 hours per week) changed to 40 hours per week
  - 3. Admin Tech II (Office Support)(24 hours per week) changed to 40 hours per week
- Deleted Positions**
- 1. Admin Tech I (Office Support) (16 hrs per week)

**CAMBRIA COMMUNITY SERVICES DISTRICT  
FY 201 - 2017 PRELIMINARY BUDGET MAY 26, 2016  
WATER FUND - OPERATIONS SUMMARY**

ACCOUNT DESCRIPTION	FISCAL YEAR 2015/2016 BUDGET	ACTUAL AS OF 4/30/16	PROPOSED FISCAL YEAR 2016/2017 BUDGET	INCREASE/ (DECREASE) FROM FY 15-16 TO FY 16-17
<b>OPERATING REVENUES</b>				
SERVICE FEES	1,555,700	1,294,970	1,937,001	381,301
STANDBY AVAILABILITY	127,000	175,014	178,000	51,000
ACCOUNT SERVICE FEES	24,700	21,973	31,600	6,900
LATE FEES	30,500	18,855	40,154	9,654
ADMIN FEES	-	25,499	3,290	3,290
INTEREST INCOME	-	-	-	-
PROCEEDS FROM DEBT	-	-	660,000	660,000
OTHER	14,000	26,935	20,000	6,000
RESOURCE CONSERVATION	97,700	82,880	98,500	800
<b>TOTAL OPERATING REVENUES</b>	<b>1,849,600</b>	<b>1,646,126</b>	<b>2,968,544</b>	<b>1,118,944</b>
<b>OPERATING EXPENDITURES</b>				
SALARIES & WAGES	355,895	359,379	362,364	6,469
PAYROLL TAXES & BENEFITS	315,688	273,129	327,550	11,862
MAINTENANCE & REPAIR-DELIVERY SYSTEM	222,800	262,939	195,300	(27,500)
MAINTENANCE & REPAIR-PLANT	-	-	40,000	40,000
MAINTENANCE & REPAIR-VEHICLES & EQUIP	39,000	28,393	25,000	(14,000)
MAJOR MAINTENANCE	-	-	3,360	3,360
OFFICE SUPPLIES & EQUIPMENT	22,200	17,305	23,300	1,100
GOVERNMENT FEES, DUES, PUBLICATIONS	55,000	40,155	50,000	(5,000)
UTILITIES	142,300	101,714	136,100	(6,200)
BAD DEBT & CLAIMS	2,800	1,426	2,800	-
PROFESSIONAL SERVICES	93,800	60,080	160,000	66,200
LEASE-WELL SITE	36,100	36,727	36,200	100
OPERATING SUPPLIES & EQUIPMENT	47,350	34,850	54,550	7,200
TRAINING/TRAVEL & RECRUITMENT	5,400	929	4,900	(500)
PUBLIC OUTREACH & EDUCATION	1,250	299	1,250	-
DEBT SERVICE	9,097	-	54,804	45,707
CAPITAL OUTLAY	45,800	64,132	794,401	748,601
RESOURCE CONSERVATION PROGRAMS	87,563	48,936	80,000	(7,563)
ALLOCATED OVERHEAD	610,216	508,513	582,418	(27,798)
<b>TOTAL OPERATING EXPENDITURES</b>	<b>2,092,259</b>	<b>1,838,906</b>	<b>2,934,297</b>	<b>842,038</b>
<b>OPERATING REVENUE &amp; DEBT PROCEEDS</b>				
<b>LESS EXPENDITURES</b>	<b>(242,659)</b>	<b>(192,781)</b>	<b>34,247</b>	<b>276,906</b>

**CAMBRIA COMMUNITY SERVICES DISTRICT**  
**FY 2016-2017 FIRST DRAFT OF BUDGET (MAY 26, 2016)**  
**WATER FUND - SUSTAINABLE WATER FACILITY OPERATIONS**  
**SUMMARY**

	<u>REVENUES</u>	<u>EXPENDITURES</u>	<u>NET</u>
CAPITAL COST RECOVERY	847,000	830,356	16,644
PLANT OPERATIONS	105,000	221,400	(116,400)
COMBINED	<u>952,000</u>	<u>1,051,756</u>	<u>(99,756)</u>

**CAMBRIA COMMUNITY SERVICES DISTRICT  
FISCAL YEAR 2016 - 2017 CAPITAL PROJECTS BUDGET  
SANTA ROSA CREEK CAPITAL PROJECT**

	<b>Approved Budget <u>FY 2015/16</u></b>	<b>Already Incurred <u>4/30/2016</u></b>	<b><u>Projected</u></b>	<b>Grand <u>Total</u></b>	<b>Proposed Budget <u>Authority</u></b>
<b>REVENUES</b>	307,876	248,246	59,630	307,876	307,876
<b>EXPENDITURES</b>	394,134	390,832	10,000	400,832	400,832
<b>DIFFERENCE</b>	(86,258)	(142,586)	49,630	(92,956)	(92,956)

**CAMBRIA COMMUNITY SERVICES DISTRICT  
FISCAL YEAR 2016 - 2017  
SUSTAINABLE WATER FACILITY CAPITAL PROJECT  
SUMMARY**

	<b>Approved Budget <u>FY 2015/16</u></b>	<b>Already Incurred <u>4/30/2016</u></b>	<b><u>Projected</u></b>	<b>Grand <u>Total</u></b>
<b>REVENUES</b>	13,321,256	13,102,142	219,113	13,321,255
<b>EXPENDITURES</b>				
CDM SMITH TASK ORDERS	2,786,818	2,554,227	232,591	2,786,818
DESIGN BUILD COSTS: CDM CONSTRUCTORS	7,366,742	7,366,742	-	7,366,742
COASTAL DEVELOPMENT PERMIT	1,350,080	533	1,349,547	1,350,080
PROFESSIONAL SERVICES	560,699	535,699	25,000	560,699
START-UP COSTS	412,023	372,953	39,070	412,023
OTHER COSTS	433,747	240,747	193,000	433,747
<b>TOTAL EXPENDITURES</b>	<b>12,910,109</b>	<b>11,070,901</b>	<b>1,839,208</b>	<b>12,910,109</b>
<b>DIFFERENCE</b>	<b>411,147</b>	<b>2,031,241</b>	<b>(1,620,095)</b>	<b>411,146</b>

**CAMBRIA COMMUNITY SERVICES DISTRICT  
 FY 201 - 2017 PRELIMINARY BUDGET MAY 26, 2016  
 WASTEWATER FUND - OPERATIONS SUMMARY**

ACCOUNT DESCRIPTION	FISCAL YEAR 2015/2016 BUDGET	ACTUAL AS OF 4/30/16	PROPOSED FISCAL YEAR 2016/2017 BUDGET	INCREASE/ (DECREASE) FROM FY 15-16 TO FY 16-17
<b>OPERATING REVENUES</b>				
SERVICE FEES	1,777,800	1,482,648	1,860,000	82,200
STANDBY AVAILABILITY	117,300	113,750	119,000	1,700
INTEREST INCOME	1,300	-	2,000	700
LOAN PROCEEDS	-	-	551,000	551,000
<b>TOTAL OPERATING REVENUES</b>	<b>1,896,400</b>	<b>1,596,398</b>	<b>2,532,000</b>	<b>635,600</b>
<b>OPERATING EXPENDITURES</b>				
SALARIES & WAGES	309,100	257,912	420,810	111,710
PAYROLL TAXES & BENEFITS	264,300	216,316	261,635	(2,665)
MAINTENANCE & REPAIR-COLLECTION SYSTEM	40,000	51,239	76,500	36,500
MAINTENANCE & REPAIR-PLANT	201,500	162,362	40,000	(161,500)
MAINTENANCE & REPAIR-GROUNDS	4,600	16,397	9,000	4,400
MAINTENANCE & REPAIR-VEHICLES & EQUIP	11,700	20,724	19,000	7,300
MAJOR MAINTENANCE	4,900	13,583	2,784	(2,116)
SLUDGE DISPOSAL	50,600	43,705	79,000	28,400
OFFICE SUPPLIES & EQUIPMENT	16,200	13,498	20,400	4,200
GOVERNMENT FEES, DUES, PUBLICATIONS	94,500	91,167	92,500	(2,000)
UTILITIES	183,900	146,711	163,700	(20,200)
PROFESSIONAL SERVICES	90,000	95,810	68,700	(21,300)
OPERATING SUPPLIES & EQUIPMENT	49,400	40,800	47,900	(1,500)
TRAINING/TRAVEL & RECRUITMENT	4,800	3,475	4,800	-
PUBLIC OUTREACH & EDUCATION	100	172	100	-
DEBT SERVICE	343,945	173,814	244,403	(99,542)
CAPITAL OUTLAY	48,000	8,000	551,000	503,000
ALLOCATED OVERHEAD	419,345	349,454	429,768	10,423
<b>TOTAL OPERATING EXPENDITURES</b>	<b>2,136,890</b>	<b>1,705,139</b>	<b>2,532,000</b>	<b>395,110</b>
<b>OPERATING REVENUES &amp; DEBT PROCEEDS</b>				
<b>LESS EXPENDITURES</b>	<b>(240,490)</b>	<b>(108,741)</b>	<b>(0)</b>	<b>240,490</b>



**CAMBRIA COMMUNITY SERVICES DISTRICT  
FY 201 - 2017 PRELIMINARY BUDGET MAY 26, 2016  
GENERAL FUND - FIRE DEPARTMENT SUMMARY**

ACCOUNT DESCRIPTION	FISCAL YEAR	ACTUAL	PRELIMINARY	INCREASE/ (DECREASE)
	2015/2016 BUDGET	AS OF 4/30/16	FISCAL YEAR 2016/2017 BUDGET	FROM FY 15-16 TO FY 16-17
<b>OPERATING REVENUES</b>				
PROPERTY TAXES	1,245,400	879,162	1,283,405	38,005
FIRE BENEFIT ASSESSMENT	434,000	415,972	442,680	8,680
WEED ABATEMENT/FUEL REDUCTION	11,500	16,722	11,500	-
MUTUAL AID/INSPECTION FEES	1,000	-	1,000	-
INTEREST INCOME	100	-	100	-
GRANT/DONATION REVENUE	90,000	62,003	167,628	77,628
OTHER	14,500	14,607	14,500	-
<b>TOTAL OPERATING REVENUES</b>	<b>1,796,500</b>	<b>1,388,466</b>	<b>1,920,813</b>	124,313
<b>OPERATING EXPENDITURES</b>				
SALARIES & WAGES	699,100	556,985	944,891	245,791
PAYROLL TAXES & BENEFITS	395,000	322,839	470,273	75,273
INSURANCE & OTHER SERVICES	900	203	600	(300)
MAINTENANCE & REPAIR	74,500	45,830	66,500	(8,000)
OFFICE SUPPLIES & EQUIPMENT	9,200	2,390	8,500	(700)
GOVERNMENT FEES, DUES, PUBLICATIO	40,000	39,837	43,500	3,500
UTILITIES	17,300	14,136	13,200	(4,100)
PROFESSIONAL SERVICES	243,200	163,294	36,200	(207,000)
CLAIMS	-	-	-	-
FUEL HAZARD CONTRACT	-	-	-	-
OPERATING SUPPLIES & EQUIPMENT	127,200	99,647	65,300	(61,900)
SURF RESCUE/NCOR	5,000	1,638	5,000	-
GRANT EXPENDITURES	-	-	-	-
TRAINING/TRAVEL & RECRUITMENT	48,000	18,725	24,300	(23,700)
PUBLIC OUTREACH & EDUCATION	1,500	1,208	1,500	-
EQUIPMENT LEASE	-	-	-	-
DEBT SERVICE	14,894	940	9,592	(5,302)
CAPITAL OUTLAY	11,000	-	18,050	7,050
ALLOCATED OVERHEAD	201,252	167,710	213,407	12,155
<b>TOTAL OPERATING EXPENDITURES</b>	<b>1,888,046</b>	<b>1,435,382</b>	<b>1,920,813</b>	32,767
<b>OPERATING REVENUE LESS EXPENDITUI</b>	<b>(91,546)</b>	<b>(46,916)</b>	<b>(0)</b>	91,546

**CAMBRIA COMMUNITY SERVICES DISTRICT  
 FY 201 - 2017 PRELIMINARY BUDGET MAY 26, 2016  
 GENERAL FUND - FACILITIES & RESOURCES DEPARTMENT SUMMARY**

ACCOUNT DESCRIPTION	FISCAL YEAR 2015/2016 BUDGET	ACTUAL AS OF 4/30/16	PRELIMINARY FISCAL YEAR 2016/2017 BUDGET	INCREASE/ (DECREASE) FROM FY 15-16 TO FY 16-17
<b>OPERATING REVENUES</b>				
PROPERTY TAXES	561,863	396,654	581,748	19,885
VETERAN'S HALL RENT	30,085	22,253	30,000	(85)
OTHER RENTS	300	3,845	6,200	5,900
GRANTS	60,000	59,416	-	(60,000)
OTHER	-	13,724	2,000	2,000
<b>TOTAL OPERATING REVENUES</b>	<b>652,248</b>	<b>495,892</b>	<b>619,948</b>	<b>(32,300)</b>
<b>OPERATING EXPENDITURES</b>				
SALARIES & WAGES	151,961	121,715	194,841	42,880
PAYROLL TAXES & BENEFITS	138,314	115,712	157,682	19,368
MAINTENANCE & REPAIRS-VETERAN'S HALL	12,000	6,705	12,000	-
MAINTENANCE & REPAIRS-OTHER	86,170	28,747	86,340	170
UTILITIES	34,446	27,523	30,050	(4,396)
PROFESSIONAL SERVICES	6,500	4,298	3,120	(3,380)
OTHER	24,746	11,098	25,000	254
TRAINING/TRAVEL & RECRUITMENT	500	91	600	100
DEBT SERVICE	16,418	-	19,209	2,791
CAPITAL OUTLAY	72,000	67,556	-	(72,000)
ALLOCATED OVERHEAD	85,926	71,605	91,106	5,180
<b>TOTAL OPERATING EXPENDITURES</b>	<b>628,981</b>	<b>455,050</b>	<b>619,948</b>	<b>(9,033)</b>
<b>OPERATING REVENUE LESS EXPENDITURES</b>	<b>23,267</b>	<b>40,842</b>	<b>-</b>	

**CAMBRIA COMMUNITY SERVICES DISTRICT  
 FY 201 - 2017 PRELIMINARY BUDGET MAY 26, 2016  
 GENERAL FUND - PARK & RECREATION DEPARTMENT SUMMARY**

ACCOUNT DESCRIPTION	FISCAL YEAR 2015/2016 BUDGET	ACTUAL AS OF 4/30/16	PRELIMINARY FISCAL YEAR 2016/2017 BUDGET	INCREASE/ (DECREASE) FROM FY 15-16 TO FY 16-17
<b>OPERATING REVENUES</b>				
PROPOSITION 1A RESERVE	135,486	-	135,486	-
PROPERTY TAXES	27,676	19,538	25,611	(2,065)
OTHER	505	-	505	-
	<u>163,667</u>	<u>19,538</u>	<u>161,602</u>	(2,065)
<b>TOTAL OPERATING REVENUES</b>	<b>163,667</b>	<b>19,538</b>	<b>161,602</b>	<b>(2,065)</b>
<b>OPERATING EXPENDITURES</b>				
PUBLIC OUTREACH /EDUCATION	1,268	-	-	(1,268)
PROFESSIONAL SERVICES	500	-	500	-
CAPITAL OUTLAY	175,236	20,750	145,486	(29,750)
ALLOCATED OVERHEAD	16,413	-	15,616	(797)
	<u>193,417</u>	<u>20,750</u>	<u>161,602</u>	(31,815)
<b>TOTAL OPERATING EXPENDITURES</b>	<b>193,417</b>	<b>20,750</b>	<b>161,602</b>	<b>(31,815)</b>
<b>OPERATING REVENUES LESS EXPENDITURES</b>	<b>(29,750)</b>	<b>(1,212)</b>	<b>-</b>	<b>29,750</b>

**CAMBRIA COMMUNITY SERVICES DISTRICT  
 FY 201 - 2017 PRELIMINARY BUDGET MAY 26, 2016  
 GENERAL FUND - ADMINISTRATION DEPARTMENT SUMMARY**

ACCOUNT DESCRIPTION	FISCAL YEAR	ACTUAL	PROPOSED	INCREASE/ (DECREASE)
	2015/2016 BUDGET	AS OF 4/30/16	FISCAL YEAR 2016/2017 BUDGET	FROM FY 15-16 TO FY 16-17
<b>OPERATING REVENUES</b>				
ADMINISTRATIVE OVERHEAD CHARGES	1,334,743	1,112,286	1,332,316	(2,428)
PROPERTY TAXES	157,748	111,364	374,624	216,876
INTEREST INCOME	4,000	1,590	4,000	-
SERVICE FEES	378	405	400	22
FRANCHISE FEES	72,400	67,664	72,400	-
OTHER	60,050	63,710	2,950	(57,100)
<b>TOTAL OPERATING REVENUES</b>	<b>1,629,319</b>	<b>1,357,019</b>	<b>1,786,690</b>	<b>157,371</b>
<b>OPERATING EXPENDITURES</b>				
SALARIES & WAGES	562,218	471,272	732,596	170,378
PAYROLL TAXES & BENEFITS	448,420	299,465	460,016	11,596
INSURANCE & CLAIMS	70,000	65,037	70,000	-
MAINTENANCE & REPAIRS	85,060	67,617	85,900	840
OFFICE SUPPLIES & EQUIPMENT	28,500	19,692	28,800	300
GOVERNMENT FEES, DUES, PUBLICATIONS	49,000	36,901	47,000	(2,000)
UTILITIES	22,800	16,668	34,900	12,100
DISTRICT OFFICE RENT	38,186	31,821	38,186	-
PROFESSIONAL SERVICES	207,000	180,330	192,720	(14,280)
TRAINING/TRAVEL & RECRUITMENT	31,000	20,779	38,400	7,400
PUBLIC OUTREACH & EDUCATION	3,178	159	3,600	422
CAPITAL OUTLAY	-	-	45,000	45,000
DEBT SERVICE	9,730	491	9,572	(158)
<b>TOTAL OPERATING EXPENDITURES</b>	<b>1,555,092</b>	<b>1,210,232</b>	<b>1,786,690</b>	<b>231,598</b>
<b>OPERATING REVENUE LESS EXPENDITURES</b>	<b>74,227</b>	<b>146,787</b>	<b>-</b>	<b>(74,227)</b>

**CAMBRIA COMMUNITY SERVICES DISTRICT  
 FY 2016-2017 FIRST DRAFT OF BUDGET (APRIL 28, 2016)  
 WATER OPERATIONS DETAIL**

ACCOUNT NUMBER	ACCOUNT DESCRIPTION	FISCAL YEAR 2015/2016 BUDGET	ACTUAL AS OF 4/30/16	PROPOSED FISCAL YEAR 2016/2017 BUDGET
<b>REVENUES</b>				
11 4000	Sales	1,291,500	1,163,474	<b>1,937,000</b>
11 4000 11	Adjustments	(46,600)	(300)	-
11 4023 11	Penalty/Surchg	310,800	131,796	-
	<b>SALES</b>	<u>1,555,700</u>	<u>1,294,970</u>	<u><b>1,937,000</b></u>
11 4200 11	INTEREST INCOME			-
11 4007 11	Returned Check Fee	400	480	<b>600</b>
11 4008 11	Account Setup/Close Fees	10,900	10,433	<b>15,000</b>
11 4373 11	Inspection Fees	13,400	11,060	<b>16,000</b>
	<b>ACCOUNT SERVICE FEES</b>	<u>24,700</u>	<u>21,973</u>	<u><b>31,600</b></u>
11 4124 11	Assignment Fees		3,500	<b>3,290</b>
	<b>ADMINISTRATIVE FEES</b>	-	25,499	<b>3,290</b>
11 4010 11	Penalties	30,300	18,809	<b>40,000</b>
11 4011 11	Service Disconnect/Reconnect	200	46	<b>154</b>
	<b>LATE FEES</b>	<u>30,500</u>	<u>18,855</u>	<u><b>40,154</b></u>
11 4360 11	STANDBY AVAILABILITY	127,000	175,014	<b>178,000</b>
11 4100 11	Connect Rev - SFR	14,000	18,000	<b>20,000</b>
11 4120 11	Connect Rev - COM		7,095	
	<b>OTHER</b>	<u>14,000</u>	<u>26,935</u>	<u><b>20,000</b></u>
PROCEEDS FROM DEBT		-	-	<b>660,000</b>
<b>RESOURCE CONSERVATION</b>				
11 4050 10	ADMIN FEES	-	63	<b>500</b>
11 4101 10	WAIT LIST FEES	55,000	52,738	<b>55,000</b>
11 4110 10	REMODEL FEES	21,900	26,579	<b>25,000</b>
11 4122 10	RETRO FIT IN-LIEU FEES	9,000	-	<b>5,000</b>
11 4124 10	ASSIGNMENT FEES	3,000	3,500	<b>5,000</b>
11 4200 10	INTEREST INCOME	800	-	-
11 1020 10	VOLUNTARY LOT MERGER	8,000	-	<b>8,000</b>
<b>SUB-TOTAL RESOURCE CONSERVATION</b>		<u>97,700</u>	<u>82,880</u>	<u><b>98,500</b></u>

**CAMBRIA COMMUNITY SERVICES DISTRICT  
FY 2016-2017 FIRST DRAFT OF BUDGET (APRIL 28, 2016)  
WATER OPERATIONS DETAIL**

ACCOUNT NUMBER	ACCOUNT DESCRIPTION	FISCAL YEAR 2015/2016 BUDGET	ACTUAL AS OF 4/30/16	PROPOSED FISCAL YEAR 2016/2017 BUDGET
<b>TOTAL REVENUES</b>		1,849,600	1,646,126	2,968,544
<b>EXPENDITURES</b>				
11 5000 11	Salary & Wages	304,039	312,290	319,114
11 5010 11	Overtime	35,056	32,389	25,000
11 5020 11	Standby Pay	16,800	14,700	18,250
<b>SUB-TOTAL SALARY &amp; WAGES</b>		<b>355,895</b>	<b>359,379</b>	<b>362,364</b>
11 5101 11	Uniform Allowance	2,033	2,033	2,000
11 5102 11	Dental & Life	6,790	6,368	7,360
11 5103 11	Health Insurance	59,762	60,098	81,240
11 5105 11	Life	479	412	-
11 5106 11	FICA	22,904	21,833	26,691
11 5107 11	Medicare	6,228	5,531	6,461
11 5108 11	Workers' Comp	31,307	28,015	21,918
11 5109 11	Retirement	139,398	110,096	129,096
11 5120 11	457 Match	1,560	1,650	4,256
11 5121 11	Retirees' Health	35,647	28,718	41,508
11 5122 11	Medical Reimbursement	9,580	8,375	7,020
<b>SUB-TOTAL BENEFITS</b>		<b>315,688</b>	<b>273,129</b>	<b>327,550</b>
<b>PERSONNEL COSTS</b>		<b>671,583</b>	<b>632,508</b>	<b>689,914</b>
11 6010 11	Ads-Legal	400	188	400
11 6011 11	Public Information	850	111	850
	<b>OUTREACH / EDUCATION</b>	<b>1,250</b>	<b>299</b>	<b>1,250</b>
11 6031D 11	M&R-Water Distribution	40,100	40,580	40,100
11 6031F 11	M&R-Fire Hydrants	2,200	3,131	2,200
11 6031G 11	M&R-Generators	1,000		1,000
11 6031L 11	M&R-Water Leimert	16,000	34,094	15,000
11 6031M 11	M&R-Meters	2,500	289	10,000
11 6031P 11	M&R-Pumps	4,000	4,243	4,000
11 6031Q 11	M&R-SR 3 Well	18,000	9,207	6,000
11 6031R 11	M&R-SR 4	46,000	45,182	50,000
11 6031S 11	M&R-Storage	29,000	34,602	20,000
11 6031T 11	M&R-Treatment	20,000	32,197	20,000

**CAMBRIA COMMUNITY SERVICES DISTRICT  
 FY 2016-2017 FIRST DRAFT OF BUDGET (APRIL 28, 2016)  
 WATER OPERATIONS DETAIL**

ACCOUNT NUMBER	ACCOUNT DESCRIPTION	FISCAL YEAR	ACTUAL	PROPOSED
		2015/2016 BUDGET	AS OF 4/30/16	FISCAL YEAR 2016/2017 BUDGET
11 6031V 11	M&R-Valves	8,000	7,296	6,000
11 6031W 11	M&R-Wells	30,000	43,234	15,000
11 6031Y 11	M&R-Yard	6,000	8,884	6,000
	<b>DELIVERY SYSTEM REPAIRS</b>	<b>222,800</b>	<b>262,939</b>	<b>195,300</b>
11 6033B 11	M&R-Buildings			20,000
11 6033G 11	M&R-Grounds			20,000
	<b>PLANT REPAIRS</b>	<b>-</b>	<b>-</b>	<b>40,000</b>
11 6035 11	Cathodic Protection			3,360
	<b>MAJOR MAINTENANCE</b>	<b>-</b>	<b>-</b>	<b>3,360</b>
11 6040 11	M&R-Equipment	1,000	589	1,000
11 6041L 11	M&R-Vehicles-Licensed	5,000	3,206	5,000
11 6041N 11	M&R-Vehicles-Non Licensed	2,000	140	2,000
11 6063 11	Communication Equipment	31,000	24,458	17,000
	<b>VEHICLE &amp; EQUIPMENT REPA</b>	<b>39,000</b>	<b>28,393</b>	<b>25,000</b>
11 6044 11	Computer Services	7,000	5,676	7,000
11 6045 11	Computer Supplies & Upgrades	400	838	1,500
11 6050 11	Office Supplies	2,800	1,508	2,800
11 6051 11	Postage	9,000	6,179	9,000
11 6053 11	Printing/Forms	3,000	3,104	3,000
	<b>OFFICE SUPPLIES &amp; EQUIP</b>	<b>22,200</b>	<b>17,305</b>	<b>23,300</b>
11 6054 11	Dues & Publications	15,000	12,725	15,000
11 6055 11	Gov't Fees & Licenses	40,000	27,430	35,000
	<b>GOVERNMENT FEES &amp; DUES</b>	<b>55,000</b>	<b>40,155</b>	<b>50,000</b>
11 6059 11	Bad Debt	2,800	1,426	2,800
	<b>BAD DEBT &amp; CLAIMS</b>	<b>2,800</b>	<b>1,426</b>	<b>2,800</b>
11 6060C 11	Utilities-Wireless	1,300	1,126	1,300
11 6060E 11	Utilities-Electricity	132,200	94,423	132,200
11 6060G 11	Utilities-Gas	1,200		1,200
11 6060I 11	Utilities-Internet	1,400	1,107	-
11 6060P 11	Utilities-Telephone	4,800	3,937	-
11 6060S 11	Utilities-Sewer	1,300	1,066	1,300
11 6060W 11	Utilities-Water	100	55	100

**CAMBRIA COMMUNITY SERVICES DISTRICT  
 FY 2016-2017 FIRST DRAFT OF BUDGET (APRIL 28, 2016)  
 WATER OPERATIONS DETAIL**

ACCOUNT NUMBER	ACCOUNT DESCRIPTION	FISCAL YEAR	ACTUAL	PROPOSED
		2015/2016 BUDGET	AS OF 4/30/16	FISCAL YEAR 2016/2017 BUDGET
	UTILITIES	142,300	101,714	136,100
11 6078 11	LEASE-WELL SITE	36,100	36,727	36,200
11 6080E 11	Engineering	5,900	(3,548)	6,000
11 6080K 11	District Counsel	16,000	26,697	11,520
11 6080L 11	Legal	200	1,034	12,480
11 6080M 11	Rate Fee Study		14,000	-
11 6080M 11	Advocate	34,700	21,693	55,000
11 6080M 11	Other	37,000	-	75,000
11 6080M 11	PIO or Public Relations Specialist			-
11 6086 11	Outside Services		204	-
	PROFESSIONAL SERVICES	93,800	60,080	160,000
11 6048 11	Security & Safety		2,795	-
11 6090 11	Operating Supplies	10,000	5,941	11,000
11 6091 11	Lab Tests	10,000	7,842	15,000
11 6092 11	Lab Supplies	3,500	317	3,500
11 6093 11	Small Tools/Equip	5,000	4,354	5,000
11 6094 11	Clothing/Uniforms	6,800	5,401	8,000
11 6095 11	Office Furniture/Equipment	50		50
11 6096 11	Fuel	12,000	8,200	12,000
	OP SUPPLIES/EQUIPMENT	47,350	34,850	54,550
11 6115 11	Meeting Expense	1,000		1,000
11 6120D 11	Director Travel	1,000		1,000
11 6120E 11	Employee Travel/Training	1,900	929	1,900
11 6125 11	Recruitment	1,500		1,000
	TRAINING & TRAVEL	5,400	929	4,900
11 6170 11	Fiscalini Tank Project	45,800	64,132	660,000
11 6170 11	Stuart Street Tank Repair			20,000
11 6170 11	See List			114,401
	CAPITAL PROJECTS	45,800	64,132	794,401
11 6180G 11	Interest-Truck	564		286
11 2515 11	Principal-Truck	8,533		8,811
	Principal/Int			45,707
	DEBT SERVICE	9,097	-	54,804



**CAMBRIA COMMUNITY SERVICES DISTRICT  
 FY 2016-2017 FIRST DRAFT OF BUDGET (APRIL 28, 2016)  
 WATER OPERATIONS DETAIL**

ACCOUNT NUMBER	ACCOUNT DESCRIPTION	FISCAL YEAR 2015/2016 BUDGET	ACTUAL AS OF 4/30/16	PROPOSED FISCAL YEAR 2016/2017 BUDGET
<b>RESOURCE CONSERVATION</b>				
11 5000 10	Salary & Wages	21,174	15,198	22,000
11 5100 10	Benefits	16,389	4,564	8,000
	SALARIES & BENEFITS	<u>37,563</u>	<u>19,762</u>	<u>30,000</u>
11 6080K 10	Professional Services-District Counsel		296	0
11 6080M 10	Professional Services-Other		29,031	0
	PROFESSIONAL SERVICES	0	<u>29,327</u>	<u>0</u>
11 6080V 10	VOL. LOT MERGER PROGRAM	50,000	679	50,000
SUB-TOTAL RESOURCE CONSERVATION		<u>87,563</u>	<u>48,936</u>	<u>80,000</u>
<b>SUBTOTAL OPERATING EXPENDITURES</b>		<b>1,482,043</b>	<b>1,330,393</b>	<b>2,351,879</b>
11 6200 11	ALLOCATED OVERHEAD	610,216	508,513	582,418
<b>TOTAL EXPENDITURES</b>		<b>2,092,259</b>	<b>1,838,906</b>	<b>2,934,297</b>
NET OPERATING INCOME/(LOSS)		<u>(242,659)</u>	<u>(192,780)</u>	<u>34,247</u>

FY 16-17 CAPITAL PROJECTS

1. SCADA FOR SAN SIMEON WELL FIELD	81,901
2. RODEO GROUNDS PUMP STATION PIPING (ENGINEERING ONLY)	25,000
5. GIS	7,500
	<u>114,401</u>

**CAMBRIA COMMUNITY SERVICES DISTRICT  
 FY 2016-2017 SECOND DRAFT OF BUDGET (MAY 26, 2016)  
 WATER FUND - SUSTAINABLE WATER FACILITY  
 OPERATIONS BUDGET  
 PLANT OPERATING FOR 3 MONTHS**

ACCOUNT NUMBER	ACCOUNT DESCRIPTION	FISCAL YEAR 2015/2016 BUDGET	ACTUAL AS OF 4/30/16	PROPOSED FISCAL YEAR 2016/2017 BUDGET
<b>REVENUES</b>				
39 4061 11	TOTAL EWS USAGE CHARGE	69,500	87,103	<b>105,000</b>
<b>TOTAL REVENUES</b>		<b>69,500</b>	<b>87,103</b>	<b>105,000</b>
<b>EXPENDITURES</b>				
39 5000 11	SALARY & WAGES	45,100	30,100	<b>27,000</b>
39 6031Z 11	MAINTENANCE	7,000	25,702	<b>20,000</b>
39 6060E11	UTILITIES (ELECTRIC)	14,900	9,841	<b>10,500</b>
39 6091B11	OPERATING SUPPLIES	2,000	1,505	<b>2,000</b>
39 6091F 11	REMOTE SYSTEM MONITORING	15,500	9,547	<b>20,000</b>
39 6091 11	DISPOSAL OF SEPTIC WASTE		-	<b>3,600</b>
39 6091G11	CALIBRATION / SENSOR CLEAN	13,300	2,166	<b>28,000</b>
39 6091H11	LAB TESTING	75,000	99,305	<b>80,000</b>
39 661211	ADVERTISING/LEGAL NOTICE	300	149	<b>300</b>
	<b>TOTAL OPERATING COSTS</b>	<b>173,100</b>	<b>178,315</b>	<b>191,400</b>
39 6829S11	START UP/SHUT DOWN COSTS	31,600	4,691	<b>30,000</b>
<b>TOTAL EXPENDITURES</b>		<b>204,700</b>	<b>183,006</b>	<b>221,400</b>
NET REVENUE LESS EXPENDITURES		(135,200)	(95,903)	<b>(116,400)</b>

**CAMBRIA COMMUNITY SERVICES DISTRICT  
 FY 2016-2017 SECOND DRAFT OF BUDGET (MAY 26, 2016)  
 WATER FUND - SUSTAINABLE WATER FACILITY  
 CAPITAL COST RECOVERY  
 PLANT NOT OPERATING FOR 9 MONTHS**

ACCOUNT NUMBER	ACCOUNT DESCRIPTION	FISCAL YEAR 2015/2016 BUDGET	ACTUAL AS OF 4/30/16	PROPOSED FISCAL YEAR 2016/2017 BUDGET
<b>REVENUES</b>				
39 4041 11	TOTAL BASE CHARGE	361,000	303,945	364,000
39 4051 11	TOTAL EWS USAGE CHARGE	514,000	372,391	483,000
<b>TOTAL REVENUES</b>		<b>875,000</b>	<b>676,336</b>	<b>847,000</b>
<b>EXPENDITURES</b>				
	GROSS REGULAR WAGES	24,600	21,500	24,231
39 6055 11	Govt Fees & Licenses		16,654	17,000
39 6080K11	PROF SVCS: COUNSEL	16,800	24,173	15,000
39 6080L11	PROF SVCS: LEGAL	15,000	35,017	15,000
39 6091E 11	Remote Monitoring	16,700	-	-
39 6060E 11	UTILITIES	16,900	20,000	27,000
39 6090 11	Operating Supplies	5,300	3,524	1,000
	<b>AWTP SYSTEM OPERATIONS</b>	<b>70,700</b>	<b>99,368</b>	<b>75,000</b>
39 6180G 11	Interest-Bank Loan	358,100	358,137	345,564
11 2513 11	Principal-Bank Loan	304,200	152,040	313,861
39 6829MD 11	Performance Bond	54,000	79,479	71,700
	<b>DEBT SERVICE</b>	<b>716,300</b>	<b>589,656</b>	<b>731,125</b>
<b>TOTAL EXPENDITURES</b>		<b>811,600</b>	<b>710,524</b>	<b>830,356</b>
<b>NET OPERATING INCOME/(LOSS)</b>		<b>63,400</b>	<b>(34,188)</b>	<b>16,644</b>

**CAMBRIA COMMUNITY SERVICES DISTRICT  
FISCAL YEAR 2016 - 2017 WATER FUND CAPITAL PROJECTS BUDGET  
SANTA ROSA CREEK PROJECT**

	<u>Approved Budget 6/25/2015</u>	<u>Already Received 4/30/2016</u>	<u>Projected Receipts</u>	<u>Grand Total</u>	<u>Adopted Budget Authority</u>
<b>Revenues</b>					
Drinking Water Drought Grant (\$300,000 requested)	\$307,876	\$248,246	\$59,630	\$307,876	\$307,876
Subtotal of One-Time Revenues	\$307,876	\$248,246	\$59,630	\$307,876	\$307,876

	<u>Approved Budget 6/25/2015</u>	<u>Already Spent 4/30/2016</u>	<u>Projected Expenditures</u>	<u>Grand Total</u>	<u>Proposed Budget Authority</u>
<b>Expenditures</b>					
General Costs	\$36,461	\$35,411	\$0	\$35,411	\$35,411
Environmental Clearances; Biological Monitoring; Etc.	\$666	\$666	\$0	\$666	\$666
Permitting	\$5,483	\$5,483	\$0	\$5,483	\$5,483
Construction (SR1; SR3; Filtronics; etc.)	\$299,521	\$315,717	\$0	\$315,717	\$315,717
Design & Construct Contracts	\$11,831	\$13,012	\$0	\$13,012	\$13,012
Post Construction	\$172	\$172	\$0	\$172	\$172
Replace Filtronics Filter Media	\$40,000	\$20,371	\$10,000	\$30,371	\$30,371
Subtotal of One-Time Expenditures	\$394,134	\$390,832	\$10,000	\$400,832	\$400,832

**TRANSFER FROM WATER FUND RESERVES                    \$92,956**

**CAMBRIA COMMUNITY SERVICES DISTRICT  
FISCAL YEAR 2016 - 2017 CAPITAL PROJECTS BUDGET  
WATER FUND SUSTAINABLE WATER FACILITY (SWF)**

<b>SWF ONE-TIME REVENUES</b>	<b>Approved Budget FY 2015/16</b>	<b>Already Received 4/30/2016</b>	<b>Projected Receipts</b>	<b>Grand Total</b>	<b>Proposed Budget Authority</b>	<b>Proposed Change</b>
Loan (Installment Sale)	\$8,939,000	\$8,939,000		\$8,939,000	\$8,939,000	\$0
Proposition 84 IRWM Project	4,382,256	4,163,142	219,113	4,382,255	4,382,256	\$0
<b>TOTALS</b>	<b>\$13,321,256</b>	<b>\$13,102,142</b>	<b>\$219,113</b>	<b>\$13,321,255</b>	<b>\$13,321,256</b>	<b>\$0</b>

<b>COSTS INCLUDED IN CDM SMITH TASK ORDERS</b>	<b>Approved Budget FY 2015/16</b>	<b>Already Spent 4/30/2016</b>	<b>Projected Expenditures</b>	<b>Grand Total</b>	<b>Proposed Budget Authority</b>	<b>Proposed Change</b>
Task Order #1: Hydrological Modeling	\$174,495	\$174,495	-	\$174,495	\$174,495	\$0
Task Order #2: Preconstruction Engineering	\$299,601	\$299,601	-	\$299,601	\$299,601	\$0
Task Order #3: Preconstruction Services	920,084	920,084	-	920,084	\$920,084	\$0
Task Order #4: Permitting: Prepurchase Assistance	499,941	499,941	-	499,941	\$499,941	\$0
Task Order #5: Permitting & Environmental	584,607	584,607	-	584,607	\$584,607	\$0
Task Order #6: Permitting & Environmental	308,090	75,499	232,591	308,090	\$308,090	\$0
<b>TOTALS</b>	<b>\$2,786,818</b>	<b>\$2,554,227</b>	<b>\$232,591</b>	<b>\$2,786,818</b>	<b>\$2,786,818</b>	<b>\$0</b>

<b>DESIGN BUILD CONTRACT WITH CDM CONSTRUCTORS</b>	<b>Approved Budget FY 2015/16</b>	<b>Already Spent 4/30/2016</b>	<b>Projected Expenditures</b>	<b>Grand Total</b>	<b>Proposed Budget Authority</b>	<b>Proposed Change</b>
Design Build Contract	\$6,647,919	\$6,647,919	\$0	\$6,647,919	\$6,647,919	\$0
Change Order #1	511,602	511,602	-	511,602	511,602	\$0
Change Order #2	123,953	123,953	-	123,953	123,953	\$0
Change Order #3	83,268	83,268	-	83,268	83,268	\$0
<b>TOTALS</b>	<b>\$7,366,742</b>	<b>\$7,366,742</b>	<b>\$0</b>	<b>\$7,366,742</b>	<b>\$7,366,742</b>	<b>\$0</b>

<b>SWF EXPENDITURES: OTHER</b>	<b>Approved Budget FY 2015/16</b>	<b>Already Spent 4/30/2016</b>	<b>Projected Expenditures</b>	<b>Grand Total</b>	<b>Proposed Budget Authority</b>	<b>Proposed Change</b>
<b>General Costs</b>						
Primarily FGL	\$58,117	\$58,117	-	\$58,117	\$58,117	\$0
Flag Lot Investigation	1,315	1,315	-	1,315	\$1,315	\$0
Performance Bond	54,000	54,000	-	54,000	\$54,000	\$0
RWQCB Permitting Fees	55,315	55,315	-	55,315	\$55,315	\$0
RWQCB-mandated Environmental Surety Bond (annual co	72,000	72,000	-	72,000	\$72,000	\$0
Telemetry Upgrade	83,000		83,000	83,000	\$83,000	\$0
Tracer Testing 2016	100,000		100,000	100,000	\$100,000	\$0
Remote Sensing Installation at SS Creek Bridge	10,000		10,000	10,000	\$10,000	\$0
<b>TOTALS</b>	<b>\$433,747</b>	<b>\$240,747</b>	<b>\$193,000</b>	<b>\$433,747</b>	<b>\$433,747</b>	<b>\$0</b>

<b>Regular Coastal Development Permit</b>	<b>Approved Budget FY 2015/16</b>	<b>Already Spent 4/30/2016</b>	<b>Projected Expenditures</b>	<b>Grand Total</b>	<b>Proposed Budget Authority</b>	<b>Proposed Change</b>
Environmental Impact Report to support Reg CDP (MBI)	\$168,450	\$533	\$167,917	\$168,450	\$168,450	\$0
CDM EIR Support	\$100,000		\$100,000	\$100,000	\$100,000	\$0
Amend 1 to EIR (MBI)	\$81,630		\$81,630	\$81,630	\$81,630	\$0
Lagoon Water Supply: De-chlorination/Aeration	\$0		\$0	\$0	\$0	\$0
Future Mitigation Measures	\$1,000,000	\$0	\$1,000,000	\$1,000,000	\$1,000,000	\$0
<b>TOTALS</b>	<b>\$1,350,080</b>	<b>\$533</b>	<b>\$1,349,547</b>	<b>\$1,350,080</b>	<b>\$1,350,080</b>	<b>\$0</b>

<b>Professional Services Costs:</b>	<b>Approved Budget FY 2015/16</b>	<b>Already Spent 4/30/2016</b>	<b>Projected Expenditures</b>	<b>Grand Total</b>	<b>Proposed Budget Authority</b>	<b>Proposed Change</b>
Public Outreach	\$39,825	\$39,825	\$0	\$39,825	\$39,825	\$0
Rate Study, Legal Services	\$66,042	\$66,042	\$0	\$66,042	\$66,042	\$0
Debt Costs of Issuance	\$143,001	\$143,001	\$0	\$143,001	\$143,001	\$0
Legal Services (RE Landwatch Lawsuit)	\$200,115	\$175,115	\$25,000	\$200,115	\$200,115	\$0
Computer Programming	\$7,600	\$7,600	\$0	\$7,600	\$7,600	\$0
CCSD Labor Expensed to CIP Project	\$97,033	\$97,033	\$0	\$97,033	\$97,033	\$0
Strategic Advisor	\$7,083	\$7,083	\$0	\$7,083	\$7,083	\$0
<b>TOTALS</b>	<b>\$560,699</b>	<b>\$535,699</b>	<b>\$25,000</b>	<b>\$560,699</b>	<b>\$560,699</b>	<b>\$0</b>

<b>SWF START-UP EXPENDITURES</b>	<b>Approved Budget FY 2015/16</b>	<b>Already Spent 4/30/2016</b>	<b>Projected Expenditures</b>	<b>Grand Total</b>	<b>Proposed Budget Authority</b>	<b>Proposed Change</b>
<b>Start-Up Expenditures</b>						
Power	\$20,320	\$20,320	\$0	\$20,320	\$20,320	\$0
Chemicals	\$28,275	\$28,275	\$0	\$28,275	\$28,275	\$0
Consumables (membranes, filters, UV lamps, etc.)	\$0	\$0	\$0	\$0	\$0	\$0
Maintenance	\$4,356	\$4,356	\$0	\$4,356	\$4,356	\$0
Impound Basin Monitoring	\$0	\$0	\$0	\$0	\$0	\$0
Advanced Water Treatment Plant Sampling	\$156,384	\$156,384	\$0	\$156,384	\$156,384	\$0
Baseline Monitoring to support Adaptive Management Plan	\$70,688	\$31,618	\$39,070	\$70,688	\$70,688	\$0
<b>Start-Up Plant Operators (Three Month Contract Cost)</b>	<b>\$132,000</b>	<b>\$132,000</b>	<b>\$0</b>	<b>\$132,000</b>	<b>\$132,000</b>	<b>\$0</b>
<b>TOTALS</b>	<b>\$412,023</b>	<b>\$372,953</b>	<b>\$39,070</b>	<b>\$412,023</b>	<b>\$412,023</b>	<b>\$0</b>

**SUMMARY**

**SUSTAINABLE WATER FACILITY PROJECT**

	<b>APPROVED BUDGET FY 2015/16</b>	<b>PROPOSED BUDGET FY 2016/17</b>	<b>Proposed Change</b>
<b>SOURCES OF FUNDS</b>			
Loan (Installment Sale)	8,939,000	8,939,000	
Proposition 84 Expedited Draught Grant	4,382,256	4,382,256	
<b>TOTAL FUNDS AVAILABLE</b>	<b>13,321,256</b>	<b>13,321,256</b>	<b>\$0</b>
<b>BUDGETED EXPENDITURES</b>	<b>\$12,910,109</b>	<b>\$12,910,109</b>	<b>\$0</b>
<b>FUNDS AVAILABLE LESS EXPENDITURES</b>	<b>411,147</b>	<b>411,147</b>	<b>\$0</b>

**CAMBRIA COMMUNITY SERVICES DISTRICT  
FY 2016-2017 PROPOSED BUDGET MAY 26, 2016  
WASTEWATER FUND DETAIL**

<b>ACCOUNT NUMBER</b>	<b>ACCOUNT DESCRIPTION</b>	<b>FISCAL YEAR 2015/2016 BUDGET</b>	<b>ACTUAL AS OF 4/30/16</b>	<b>PROPOSED FISCAL YEAR 2016/2017 BUDGET</b>
<b>REVENUES</b>				
12 4000	Service Fees	1,779,200	1,485,854	1,862,000
12 4000 12	Service Fees	(1,400)	(3,206)	(2,000)
	SERVICE FEES	1,777,800	1,482,648	1,860,000
12 4200 12	INTEREST INCOME	1,300		2,000
12 4360 12	STANDBY AVAILABILITY	117,300	113,750	119,000
	LOAN PROCEEDS	0	0	551,000
<b>TOTAL REVENUES</b>		<b>1,896,400</b>	<b>1,596,398</b>	<b>2,532,000</b>
<b>EXPENDITURES</b>				
12 5000 12	Regular Wages	260,300	214,065	377,560
12 5010 12	Overtime	31,900	26,297	25,000
12 5020 12	Standby Pay	16,900	17,550	18,250
<b>SUB-TOTAL SALARY &amp; WAGES</b>		<b>309,100</b>	<b>257,912</b>	<b>420,810</b>
12 5101 12	Uniform Allowance	2,500	1,400	2,000
12 5102 12	Dental	4,500	3,532	6,009
12 5103 12	Health Insurance	41,000	31,295	58,601
12 5105 12	Life	400	284	0
12 5106 12	FICA	19,200	15,761	25,814
12 5107 12	Medicare	5,100	3,998	6,256
12 5108 12	Workers' Comp	33,700	26,931	25,860
12 5109 12	Retirement	98,600	84,685	79,455
12 5120 12	457 Match	800	660	4,256
12 5121 12	Retirees' Health	49,000	39,740	47,664
12 5122 12	Medical Reimbursement	9,500	8,030	5,720
<b>SUB-TOTAL BENEFITS</b>		<b>264,300</b>	<b>216,316</b>	<b>261,635</b>
<b>PERSONNEL COSTS</b>		<b>573,400</b>	<b>474,228</b>	<b>682,445</b>
12 6010 12	Ads-Legal	100	60	100
12 6011 12	Public Info-General	0	112	0
	OUTREACH/EDUCATION	100	172	100
12 6032C 12	M&R Collection System	7,500	5,314	7,500

**CAMBRIA COMMUNITY SERVICES DISTRICT  
FY 2016-2017 PROPOSED BUDGET MAY 26, 2016  
WASTEWATER FUND DETAIL**

<b>ACCOUNT NUMBER</b>	<b>ACCOUNT DESCRIPTION</b>	<b>FISCAL YEAR 2015/2016 BUDGET</b>	<b>ACTUAL AS OF 4/30/16</b>	<b>PROPOSED FISCAL YEAR 2016/2017 BUDGET</b>
12 6032D 12	M&R Disposal Effluent	1,500	330	3,000
12 6032G 12	M&R Generators	3,000	1,523	3,000
12 6032L 12	M&R Lift Station	23,700	30,020	23,700
12 6032P 12	M&R Pumps	2,500		2,500
12 6032M 12	M&R Manholes	1,800	900	1,800
12 6063 12	M&R Communications Equipment		13,152	10,000
12 6035T 12	CCTV and Hydro Cleaning			25,000
	COLLECTION SYSTEM REPAIRS	40,000	51,239	76,500
12 6032S 12	Sludge Disposal	50,600	43,705	45,000
12 6032S 12	Sludge Disposal Polymers			24,000
12 6032S 12	Sludge Disposal: Lab Tests, etc.			10,000
	SLUDGE DISPOSAL	50,600	43,705	79,000
12 6032T 12	TREATMENT PLANT REPAIRS	201,500	162,362	40,000
12 6033B 12	M&R Buildings	4,600	6,903	5,000
12 6033G 12	M&R Grounds	0	9,494	4,000
	M&R GROUNDS	4,600	16,397	9,000
12 6035 12	Manhole Raising	4,900	13,583	2,000
12 6035 12	Contingency			784
	MAJOR MAINTENANCE	4,900	13,583	2,784
12 6040 12	M&R Equipment	6,000	6,834	6,000
12 6041L 12	M&R Vehicles-Licensed	4,000	3,402	5,000
12 6041N 12	M&R Vehicles-Non-Licensed	1,200	732	5,000
12 6041V 12	M&R Vehicles-Vactor	500	4	1,000
12 6063 12	Communication Equipment	0	9,752	2,000
	VEHICLE & EQUIPMENT REPAIRS	11,700	20,724	19,000
12 6044 12	Computer Services	1,000		1,000
12 6045 12	Computer Supplies & Upgrades	500	247	3,000
12 6048 12	Security & Safety	5,300	6,177	7,000
12 6050 12	Office Supplies	3,400	2,195	3,400
12 6051 12	Postage	5,600	4,469	5,600
12 6053 12	Printing/Forms	400	410	400
	OFFICE SUPPLIES/EQUIPMENT	16,200	13,498	20,400



**CAMBRIA COMMUNITY SERVICES DISTRICT  
 FY 2016-2017 PROPOSED BUDGET MAY 26, 2016  
 WASTEWATER FUND DETAIL**

<b>ACCOUNT NUMBER</b>	<b>ACCOUNT DESCRIPTION</b>	<b>FISCAL YEAR 2015/2016 BUDGET</b>	<b>ACTUAL AS OF 4/30/16</b>	<b>PROPOSED FISCAL YEAR 2016/2017 BUDGET</b>
12 6054 12	Publications/Dues	500		500
12 6055 12	Government Fees/Licenses	94,000	91,167	92,000
	<b>DUES &amp; FEES</b>	<b>94,500</b>	<b>91,167</b>	<b>92,500</b>
12 6060C 12	Utilities-Wireless	1,800	1,382	1,500
12 6060E 12	Utilities-Electricity	167,100	131,427	155,000
12 6060G 12	Utilities-Gas	1,200	1,014	1,200
12 6060I 12	Utilities-Internet	1,400	1,107	0
12 6060P 12	Utilities-Telephone	5,200	7,393	0
12 6060W 12	Utilities-Water	7,200	4,388	6,000
	<b>UTILITIES</b>	<b>183,900</b>	<b>146,711</b>	<b>163,700</b>
12 6080K 12	District Counsel	3,400	7,801	4,500
12 6080L 12	Legal	200	1,457	200
12 6080M 12	Professional Services Misc	50,400	56,632	59,000
12 6086 12	Outside Services	36,000	29,920	5,000
	<b>PROFESSIONAL SERVICES</b>	<b>90,000</b>	<b>95,810</b>	<b>68,700</b>
12 6070 12	Equipment Rental	6,300	10,583	6,300
12 6089 12	Emergency Medical Supplies	0		1,000
12 6090 12	Operating Supplies	3,100	1,703	3,100
12 6091 12	Lab Tests	14,600	11,169	12,000
12 6092 12	Lab Supplies	11,900	8,175	12,000
12 6093 12	Small Tools/Equipment	1,000	1,095	1,000
12 6094 12	Clothing/Uniforms	3,100	1,684	3,100
12 6095 12	Office Furniture/Equipment	400	391	400
12 6096 12	Fuel	9,000	6,000	9,000
	<b>OPERATING SUPPLIES/EQUIP.</b>	<b>49,400</b>	<b>40,800</b>	<b>47,900</b>
12 6115 12	Meeting Exp.	400	194	400
12 6120E 12	Employee Travel/Training	4,000	-	4,000
12 6124 12	Employee Recognition	400	200	400
12 6125 12	Recruitment	0	3,081	0
	<b>TRAINING &amp; TRAVEL</b>	<b>4,800</b>	<b>3,475</b>	<b>4,800</b>
12 6180G 12	Interest-Truck	560		285

**CAMBRIA COMMUNITY SERVICES DISTRICT  
 FY 2016-2017 PROPOSED BUDGET MAY 26, 2016  
 WASTEWATER FUND DETAIL**

ACCOUNT NUMBER	ACCOUNT DESCRIPTION	FISCAL YEAR 2015/2016 BUDGET	ACTUAL AS OF 4/30/16	PROPOSED FISCAL YEAR 2016/2017 BUDGET
12 2513 12	Principal-Truck	8,480		8,756
12 6180C 12	Interest-City Nat'l Bank	51,848	64,814	46,773
12 2602 12	Principal-City Nat'l Bank	109,000	109,000	114,000
12 2602 12	Long Term Debt: General Fund			74,589
12 6180D 12	Interest-SWRCB	9,988		
12 2615 12	Principal-SWRCB	164,069		
	DEBT SERVICE	<u>343,945</u>	<u>173,814</u>	<u>244,403</u>
12 6170 12	Rate Study	20,000	8,000	0
12 6170 12	SCADA Supervisory Control	7,000		0
12 6170 12	Articulating Lift	16,000		
12 6170 12	Utility Truck Replacement Prin & Int	5,000		
12 6170 12	See Attached List			551,000
	CAPITAL OUTLAY	<u>48,000</u>	<u>8,000</u>	<u>551,000</u>
<b>SUBTOTAL OPERATING EXPENDITURES</b>		<u>1,717,545</u>	<u>1,355,685</u>	<u>2,102,232</u>
12 6200 12	ALLOCATED OVERHEAD	419,345	349,454	429,768
<b>TOTAL EXPENDITURES</b>		<u>2,136,890</u>	<u>1,705,139</u>	<u>2,532,000</u>
NET OPERATING INCOME/(LOSS)		<u>(240,490)</u>	<u>(108,741)</u>	<u>(0)</u>

1  
2  
3  
4  
5

6  
7  
8  
9  
10

11  
12  
13  
14  
15

16  
17  
18  
19  
20

PAGE 25 LEFT BLANK INTENTIONALLY

**CAMBRIA COMMUNITY SERVICES DISTRICT  
FY 2016-2017 PROPOSED BUDGET MAY 26, 2016  
WASTEWATER FUND CAPITAL PROJECTS**

Influent Screen:	
Purchase	\$ 69,000
Soils, Boring & Design	57,000
Construction/Installation	<u>85,000</u>
Total Influent Screen	\$ 211,000
Clarifier Repairs	65,000
Effluent Pumps	50,000
Hand Rails	25,000
Lift Station Repairs (B1, B2, B4 and 9)	190,000
Grit Pumps Replacement	10,000
TOTAL	<u><u>\$ 551,000</u></u>

**CAMBRIA COMMUNITY SERVICES DISTRICT  
 FY 2016 - 2017 PROPOSED BUDGET MAY 26, 2016  
 GENERAL FUND - FIRE DEPARTMENT DETAIL**

**DETAIL**

ACCOUNT NUMBER	ACCOUNT DESCRIPTION	FISCAL YEAR 2015/2016 BUDGET	ACTUAL AS OF 4/30/16	PRELIMINARY FISCAL YEAR 2016/2017 BUDGET
<b>REVENUES</b>				
01 4310 01	PROPERTY TAXES	1,245,400	879,162	1,283,404
01 4335 01	FIRE BENEFIT ASSESSMENT	434,000	415,972	442,680
01 4370 01	WEED ABATE/FUEL REDUCTION	11,500	16,722	11,500
01 4200 01	INTEREST INCOME**	100	0	100
01 4127 01	Mutual Aid Reimbursements	1,000	0	1,000
01 4373 01	Inspection Fees	14,500	13,923	14,500
	CDF/INSPECTION FEES	<u>14,500</u>	<u>13,923</u>	<u>14,500</u>
01 4610 01	Grant Revenue: SCBA	66,600	62,003	0
01 4610 01	Grant Revenue: SAFER	23,400		167,628
	GRANTS & DONATIONS REVENUE	<u>90,000</u>	<u>62,003</u>	<u>167,628</u>
01 4390 01	Miscellaneous	0	684	0
	OTHER	<u>0</u>	<u>684</u>	<u>0</u>
<b>TOTAL REVENUES</b>		<u>1,796,500</u>	<u>1,388,466</u>	<u>1,920,812</u>

**EXPENDITURES**

01 5000 01	GROSS REGULAR WAGES	511,500	402,112	747,291
01 5010 01	Overtime	95,000	91,341	105,000
01 5031 01	Reservist Pay	87,600	63,352	87,600
01 5020 01	Out of Class Pay	5,000	180	5,000
SUB-TOTAL SALARY & WAGES		<u>699,100</u>	<u>556,985</u>	<u>944,891</u>
01 5101 01	Uniform Allowance	4,200	1,875	2,500
01 5102 01	Dental/Life Insurance	8,200	7,058	16,146
01 5103 01	Health Insurance	65,000	53,545	115,786
01 5105 01	Life Insurance	500	488	500
01 5106 01	FICA	39,000	33,788	55,751
01 5107 01	Medicare	10,100	8,316	13,223
01 5108 01	Workers' Comp Insurance	61,600	51,900	52,957
01 5109 01	Retirement Program	149,000	120,017	173,710
01 5112 01	Unemployment Insurance	6,800	414	0

**CAMBRIA COMMUNITY SERVICES DISTRICT  
FY 2016 - 2017 PROPOSED BUDGET MAY 26, 2016  
GENERAL FUND - FIRE DEPARTMENT DETAIL**

ACCOUNT NUMBER	ACCOUNT DESCRIPTION	DETAIL		
		FISCAL YEAR 2015/2016 BUDGET	ACTUAL AS OF 4/30/16	PRELIMINARY FISCAL YEAR 2016/2017 BUDGET
01 5120 01	457 Deferred Comp Match	1,600	800	2,600
01 5121 01	Retirees' Health Premiums	36,000	33,638	30,600
01 5122 01	Medical Reimbursement	13,000	11,000	6,500
SUB-TOTAL BENEFITS		<u>395,000</u>	<u>322,839</u>	<u>470,273</u>
PERSONNEL COSTS		<u>1,094,100</u>	<u>879,824</u>	<u>1,415,164</u>
01 6010 01	Ads-Legal/Other	400	203	400
01 6011 01	Public Info General	500		200
INSURANCE & OTHER SERVICES		<u>900</u>	<u>203</u>	<u>600</u>
01 6031F 01	M&R Fire Hydrants	4,300		4,500
01 6033B 01	M&R Building	5,800	4,139	4,000
01 6033G 01	M&R Grounds	4,200	3,229	4,000
01 6035F 01	M&R Main St. Fire Hydrants	1,000		0
01 6040 01	M&R Equipment	2,600	3,411	3,000
01 6041L 01	M&R Vehicles-Licensed	52,500	34,801	50,000
01 6041L 01	M&R Vehicles-Non-Licensed	0		0
01 6044 01	M&R Computer Services	2,600	250	1,000
01 6063 01	Communication Equipment	1,500		0
EQUIP & BLDG MAINTENANCE		<u>74,500</u>	<u>45,830</u>	<u>66,500</u>
01 6045 01	Computer Supplies & Upgrades	1,500		1,500
01 6048 01	Security and Safety	1,400	150	1,000
01 6050 01	Office Supplies	2,600	724	2,000
01 6051 01	Postage & Shipping	1,700	1,516	2,000
01 6053 01	Printing/Forms	2,000	0	2,000
01 6095 01	Office Furniture/Fixtures	0		0
OFFICE SUPPLIES & EQUIPMENT		<u>9,200</u>	<u>2,390</u>	<u>8,500</u>
01 6054 01	Publications-Dues & Books	5,000	5,400	5,500
01 6055 01	Government Fees & Licenses	35,000	34,437	38,000
DUES AND FEES		<u>40,000</u>	<u>39,837</u>	<u>43,500</u>
01 6060C 01	Utilities-Wireless	1,900	1,471	1,900
01 6060E 01	Utilities-Electricity	7,200	5,812	7,200
01 6060G 01	Utilities-Gas	1,000	1,263	1,400

**CAMBRIA COMMUNITY SERVICES DISTRICT  
 FY 2016 - 2017 PROPOSED BUDGET MAY 26, 2016  
 GENERAL FUND - FIRE DEPARTMENT DETAIL**

**DETAIL**

<b>ACCOUNT NUMBER</b>	<b>ACCOUNT DESCRIPTION</b>	<b>PRELIMINARY</b>		
		<b>FISCAL YEAR 2015/2016 BUDGET</b>	<b>ACTUAL AS OF 4/30/16</b>	<b>FISCAL YEAR 2016/2017 BUDGET</b>
01 6060I 01	Utilities-Internet	2,500	2,035	-
01 6060P 01	Utilities-Phone	2,000	1,499	-
01 6060S 01	Utilities-Sewer	1,200	930	1,200
01 6060W 01	Utilities-Water	1,500	1,126	1,500
	<b>UTILITIES</b>	<b>17,300</b>	<b>14,136</b>	<b>13,200</b>
01 6070 01	EQUIP. LEASE COSTS	0		0
01 6080K 01	District Counsel	5,800	498	7,800
01 6080L 01	Legal Services	25,000	19,188	25,000
01 6080M 01	Other	2,400	691	2,400
01 6080T 01	Misc	210,000	142,917	0
01 6220H 01	Physicals	0		1,000
	<b>PROFESSIONAL SERVICES</b>	<b>243,200</b>	<b>163,294</b>	<b>36,200</b>
01 6089 01	Emergency Medical Supplies	3,500	2,094	10,500
01 6090 01	Operating Supplies	9,900	4,884	10,000
01 6093 01	Small Tools & Equipment	3,600	2,714	3,600
01 6094 01	Clothing & Uniforms	3,000	2,308	3,000
01 6096 01	Fuel	14,000	8,888	14,000
01 6220B 01	Breathing-SCBA	74,000	61,705	0
01 6220D 01	Disaster Preparedness/CERT	2,000	4,147	7,000
01 6220F 01	Fire Haz	13,000	12,907	13,000
01 6220H 01	HAZ MAT Phys	4,200		4,200
	<b>OPERATING SUPP/EQUIP</b>	<b>127,200</b>	<b>99,647</b>	<b>65,300</b>
01 6220S 01	SURF RESCUE/NCOR	5,000	1,638	5,000
01 6115 01	Meeting Expense	1,100	540	1,500
01 6120E 01	Employee Travel/Reg/Fees	21,500	14,080	22,000
01 6124 01	Employee Recognition	300	355	300
01 6125 01	Employee Recruitment	25,100	3,750	500
	<b>TRAINING &amp; TRAVEL</b>	<b>48,000</b>	<b>18,725</b>	<b>24,300</b>
01 6220A 01	OUTREACH/EDUCATION	1,500	1,208	1,500
01 6180H 01	Pickup Truck-Interest	940	940	638

**CAMBRIA COMMUNITY SERVICES DISTRICT  
 FY 2016 - 2017 PROPOSED BUDGET MAY 26, 2016  
 GENERAL FUND - FIRE DEPARTMENT DETAIL  
 DETAIL**

ACCOUNT NUMBER	ACCOUNT DESCRIPTION	FISCAL YEAR 2015/2016 BUDGET	ACTUAL AS OF 4/30/16	PRELIMINARY FISCAL YEAR 2016/2017 BUDGET
01 2514 01	Pickup Truck-Principal	13,954	0	8,954
	DEBT SERVICE	14,894	940	9,592
01 6170 01	CAPITAL OUTLAY	11,000		18,050
<b>SUBTOTAL OPERATING EXPENDITURES</b>		<b>1,686,794</b>	<b>1,267,672</b>	<b>1,707,406</b>
01 6200 01	ALLOCATED OVERHEAD	201,252	167,710	213,407
<b>TOTAL EXPENDITURES</b>		<b>1,888,046</b>	<b>1,435,382</b>	<b>1,920,813</b>
TOTAL REVENUE LESS EXPENDITURES		<u>(91,546)</u>	<u>(46,916)</u>	<u>(0)</u>

<u>CAPITAL OUTLAY FY 2017</u>	
Mobile Data Computer	7,000
Fire Truck (5 Year Lease)	-
Chief/Command Pickup Truck (5 Year Lease)	11,050
Total	<u>18,050</u>



**CAMBRIA COMMUNITY SERVICES DISTRICT  
FY 2016 - 2017 PROPOSED BUDGET MAY 26, 2016  
GENERAL FUND - FACILITIES & RESOURCES DEPARTMENT DETAIL**

ACCOUNT NUMBER	ACCOUNT DESCRIPTION	FISCAL YEAR 2015/2016 BUDGET	ACTUAL AS OF 4/30/16	PROPOSED FISCAL YEAR 2016/2017 BUDGET
<b>REVENUES</b>				
01 4310 02	Property Tax	561,863	396,654	581,748
01 4500 02	Vet's Hall Rent	22,155	22,253	30,000
01 4525 02	VH Rents-Private	7,690	3,845	6,000
01 4590 02	VH Cleaning Fee	240		200
	Total Vet's Hall	<u>30,085</u>	<u>26,098</u>	<u>36,200</u>
01 4200 02	Interest Income	300	300	0
01 4362 02	Insurance Reimbursement	0	13,724	2,000
01 4610 02	CAL CYCLE GRANT	60,000	59,416	0
	Total Other	<u>60,300</u>	<u>73,140</u>	<u>2,000</u>
<b>TOTAL REVENUES</b>		<u>652,248</u>	<u>495,892</u>	<u>619,948</u>
<b>EXPENDITURES</b>				
01 5000 02	Regular Wages	150,000	120,516	193,841
01 5010 02	Overtime	1,961	1,199	1,000
<b>SUB-TOTAL SALARY &amp; WAGES</b>		<u>151,961</u>	<u>121,715</u>	<u>194,841</u>
01 5101 02	Uniform Allowance	1,200	166	1,200
01 5102 02	Dental/Life Insurance	2,717	2,771	4,824
01 5103 02	Health Insurance	25,000	24,272	38,064
01 5105 02	Life Insurance	204	185	0
01 5106 02	FICA	10,000	7,519	12,316
01 5107 02	Medicare	2,143	1,873	2,880
01 5108 02	Workers' Comp Insurance	13,597	12,365	11,917
01 5109 02	Retirement Program	52,000	41,537	57,485
2 5112 02	Unemployment Insurance	2,600		0
01 5120 02	457 Deferred Comp Match	0	2,200	2,600
01 5121 02	Retirees' Health Premiums	23,653	17,991	23,796
01 5122 09	Medical Reimbursement	5,200	4,833	2,600
<b>SUB-TOTAL BENEFITS</b>		<u>138,314</u>	<u>115,712</u>	<u>157,682</u>
<b>TOTAL PERSONNEL COSTS</b>		<u>290,275</u>	<u>237,427</u>	<u>352,523</u>
01 6033V 02	M&R Vet's Hall	12,000	6,705	12,000
01 6033B 02	M&R Buildings	4,000	2,479	6,000

**CAMBRIA COMMUNITY SERVICES DISTRICT**  
**FY 2016 - 2017 PROPOSED BUDGET MAY 26, 2016**  
**GENERAL FUND - FACILITIES & RESOURCES DEPARTMENT DETAIL**

ACCOUNT NUMBER	ACCOUNT DESCRIPTION	FISCAL YEAR 2015/2016 BUDGET	ACTUAL AS OF 4/30/16	PROPOSED FISCAL YEAR 2016/2017 BUDGET
01 6033G 02	M&R Grounds	26,818	6,472	22,000
01 6033L 02	M&R Street Light		1,017	2,000
01 6040 02	M&R Equipment	600	559	340
01 6041L 02	M&R Vehicles Licensed	3,500	2,482	3,500
01 6041N 02	M&R Vehicles Not Licensed	2,000	762	2,000
01 6045 02	Comp etc Goods	500	300	500
01 6033R 02	M&R Ranch	48,752	14,676	50,000
	<b>Total Maintenance &amp; Repair</b>	<u>98,170</u>	<u>35,452</u>	<u>98,340</u>
01 6060C 02	Utilities Cell	731	600	750
01 6060E 02	Utilities Elec	19,955	16,503	20,000
01 6060G 02	Utilities Gas	1,232	1,040	1,300
01 6060I 02	Utilities internet	3,845	3,169	0
01 6060P 02	Utilities Phone	444	333	0
01 6060S 02	Utilities Sewer	3,218	2,348	3,000
01 6060W 02	Utilities Water	5,021	3,530	5,000
	Total Utilities	<u>34,446</u>	<u>27,523</u>	<u>30,050</u>
01 6080K 02	Pro Svc- Counsel	2,000	1,021	3,120
01 6080M 02	Pro Svc- Misc	4,500	3,277	0
	Total Professional Services	<u>6,500</u>	<u>4,298</u>	<u>3,120</u>
01 6055 02	Govt Fees & Lic	300		300
01 6048 02	Security & Safety	200		300
01 6050 02	Office Supplies	500	0	500
01 6070 02	Equip Rental	1,246	623	1,400
01 6090 02	Dept Op Supply	14,000	7,853	14,000
01 6093 02	Small Tools/Eqpt	2,000	667	2,000
01 6094 02	Cloth/Uniform	1,500		1,500
01 6096 02	Fuel	5,000	1,955	5,000
	Total Other	<u>24,746</u>	<u>11,098</u>	<u>25,000</u>
01 6115 02	Meeting Expense		42	100
01 6120E 02	Tvl,Trn,Sem-Emp	500		500
	Total Training	<u>500</u>	<u>91</u>	<u>600</u>
01 6170 02	Capital Outlay	72,000	67,556	0
	<b>CAPITAL OUTLAY</b>	<u>72,000</u>	<u>67,556</u>	<u>0</u>

**CAMBRIA COMMUNITY SERVICES DISTRICT  
 FY 2016 - 2017 PROPOSED BUDGET MAY 26, 2016  
 GENERAL FUND - FACILITIES & RESOURCES DEPARTMENT DETAIL**

ACCOUNT NUMBER	ACCOUNT DESCRIPTION	FISCAL YEAR 2015/2016 BUDGET	ACTUAL AS OF 4/30/16	PROPOSED FISCAL YEAR 2016/2017 BUDGET
01 2513 02	Principal-J. Deere	6,270		6,270
01 2515 02	Principal-Ford PU City Nat'l Bank	4,745		4,745
01 6180G 02	Interest-Ford PU	5,403		154
	Ford PU Principal & Interest			8,040
	Total Debt Service	<u>16,418</u>	<u>0</u>	<u>19,209</u>
<b>SUBTOTAL OPERATING EXPENDITURES</b>		<u>543,055</u>	<u>383,445</u>	<u>528,842</u>
01 6200 02	ALLOCATED OVERHEAD	85,926	71,605	91,106
<b>TOTAL EXPENDITURES</b>		<u>628,981</u>	<u>455,050</u>	<u>619,948</u>
<b>TOTAL REVENUE LESS EXPENDITURES</b>		<u><u>23,267</u></u>	<u><u>40,842</u></u>	<u><u>0</u></u>

**CAMBRIA COMMUNITY SERVICES DISTRICT  
 FY 2016 - 2017 PROPOSED BUDGET MAY 26, 2016  
 GENERAL FUND - PARKS & RECREATION DEPARTMENT DETAIL**

ACCOUNT NUMBER	ACCOUNT DESCRIPTION	FISCAL YEAR 2015/2016 BUDGET	ACTUAL AS OF 4/30/16	PROPOSED FISCAL YEAR 2016/2017 BUDGET
<b>REVENUES</b>				
01 4310 16	PROPERTY TAX	27,676	19,538	25,611
01 4390 16	OTHER	505	0	505
	PROPOSITION 1A RESERVE	<u>135,486</u>		<u>135,486</u>
<b>TOTAL REVENUES</b>		<u>163,667</u>	<u>19,538</u>	<u>161,602</u>
<b>EXPENDITURES</b>				
01 6053 16	Printed Forms	<u>1,268</u>		<u>0</u>
	PUBLIC OUTREACH/EDUCATION	1,268	0	0
01 6080K 16	District Counsel	<u>500</u>	<u>0</u>	<u>500</u>
	PROFESSIONAL SERVICES	500	0	500
01 6115 16	Meeting Expense	0		0
01 6120E 16	Travel, Training	<u>0</u>		<u>0</u>
	TRAINING AND TRAVEL	0	0	0
01 6170 16	FR Enhanced Entrance Signage	0	0	0
01 6033R 16	M&R Ranch	<u>0</u>	<u>0</u>	<u>10,000</u>
		0	0	10,000
01 6170 16	CAPITAL OUTLAY	175,236	20,750	135,486
<b>SUBTOTAL OPERATING EXPENDITURES</b>		<u>177,004</u>	<u>20,750</u>	<u>145,986</u>
01 6200 16	ALLOCATED OVERHEAD	16,413		15,616
<b>TOTAL OPERATING EXPENDITURES</b>		<u>193,417</u>	<u>20,750</u>	<u>161,602</u>
<b>TOTAL OPERATING REVENUE LESS EXPEND</b>		<u>(29,750)</u>	<u>(1,212)</u>	<u>0</u>

**CAMBRIA COMMUNITY SERVICES DISTRICT  
 FY 2016 - 2017 PROPOSED BUDGET MAY 26, 2016  
 GENERAL FUND - PARKS & RECREATION DEPARTMENT DETAIL**

ACCOUNT NUMBER	ACCOUNT DESCRIPTION	FISCAL YEAR 2015/2016 BUDGET	ACTUAL AS OF 4/30/16	PROPOSED FISCAL YEAR 2016/2017 BUDGET
-------------------	------------------------	------------------------------------	----------------------------	--

**CAPITAL PROJECTS**

**EAST RANCH PARK IMPROVEMENTS**

Funds Available

Proposition 1A Reserve	159,286	
Total Funds Available	159,286	

Funds Expended

FY 14-15	10,600	Topographic Survey
FY 15-16	13,200	Grading & Erosion Plan
Total Funds Expended	23,800	
Funds Remaining	135,486	

**FY 15-16 APPROVED CAPITAL EXPENDITURES**

01 1820D 16 East Ranch Park Improvements	159,286
01 6170 16 FR Enhanced Entrance Signage	10,000
01 6170 16 FY 14-15 Seal Coating	5,950
<b>TOTAL CAPITAL EXPENDITURES</b>	<b>175,236</b>

**CAMBRIA COMMUNITY SERVICES DISTRICT**  
**FY 2016 - 2017 PROPOSED BUDGET MAY 26, 2016**  
**GENERAL FUND - ADMINISTRATION DEPARTMENT DETAIL**

ACCOUNT NUMBER	ACCOUNT DESCRIPTION	FISCAL YEAR 2015/2016 BUDGET	ACTUAL AS OF 4/30/16	PROPOSED FISCAL YEAR 2016/2017 BUDGET
<b>REVENUES</b>				
01 4001 09	FRANCHISE FEES	72,400	67,664	72,400
01 4013 09	Vac Rental Fees	378	405	400
	SERVICE FEES	378	405	400
01 6200 09	ALLOCATED OVERHEAD	1,334,743	1,112,286	1,332,316
01 4200 09	INTEREST INCOME	4,000	1,590	4,000
01 4310 09	PROPERTY TAXES	157,748	111,364	374,624
01 4126 09	State Mandated Cost Recovery	57,031	57,031	-
01 4385 09	Radio Vault Rents	2,400	2,400	2,400
01 4389 09	Public Records Request	60	35	50
01 4390 09	Miscellaneous	559	4,244	500
	OTHER	60,050	63,710	2,950
<b>TOTAL REVENUES</b>		<b>1,629,319</b>	<b>1,357,019</b>	<b>1,786,690</b>
<b>EXPENDITURES</b>				
GROSS REGULAR WAGES		536,768	452,033	713,596
01 5010 09	Overtime	1,000	2,064	1,000
01 5030 09	Part Time-Directors' Fees	24,450	17,175	18,000
SUB-TOTAL SALARY & WAGES		<u>562,218</u>	<u>471,272</u>	<u>732,596</u>
01 5102 09	Dental	4,944	4,591	7,339
01 5103 09	Health Insurance	56,608	42,700	84,230
01 5105 09	Life	544	451	
01 5106 09	FICA	32,871	24,201	41,272
01 5107 09	Medicare	9,066	7,183	10,911
01 5108 09	Workers' Comp	15,000	8,333	7,063
01 5112 09	SDI	10,264	0	-
01 5109 09	Retirement	213,386	127,208	200,140
01 5120 09	457 Match	15,711	13,294	17,969
01 5121 09	Retirees' Health	75,726	62,109	77,832
01 5122 09	Medical Reimbursement	14,300	9,395	13,260
SUB-TOTAL BENEFITS		<u>448,420</u>	<u>299,465</u>	<u>460,016</u>
PERSONNEL COSTS		<u>1,010,638</u>	<u>770,737</u>	<u>1,192,612</u>
01 6010 09	Ads-Legal/Other	678	159	600
01 6011N 09	Newsletter		0	500
01 6011W 09	Website	2,500	0	2,500

**CAMBRIA COMMUNITY SERVICES DISTRICT  
 FY 2016 - 2017 PROPOSED BUDGET MAY 26, 2016  
 GENERAL FUND - ADMINISTRATION DEPARTMENT DETAIL**

ACCOUNT NUMBER	ACCOUNT DESCRIPTION	FISCAL YEAR	ACTUAL	PROPOSED
		2015/2016 BUDGET	AS OF 4/30/16	FISCAL YEAR 2016/2017 BUDGET
	OUTREACH EDUCATION	3,178	159	3,600
01 6030 09	INSURANCE	70,000	65,037	70,000
01 6033B 09	M&R-Building	5,039	3,297	5,000
01 6033G 09	M&R-Grounds	3,166	2,575	3,000
01 6040 09	M&R-Equipment	200	0	200
01 6041L 09	M&R-Licensed Vehicles	655	371	700
01 6044 09	M&R-Computer Services	76,000	61,374	77,000
	MAINTENANCE	85,060	67,617	85,900
01 6045 09	Computer Supplies & Upgrades	3,000	1,959	3,000
01 6048 09	Security & Safety	1,500	929	1,000
01 6050 09	Office Supplies	11,000	10,115	11,000
01 6051 09	Postage & Shipping	4,000	1,510	4,000
01 6052 09	Bank Charges	3,400	2,173	3,400
01 6053 09	Printing/Forms	3,500	902	2,000
01 6070 09	Equipment Rental	500	523	600
01 6090 09	Department Operating Supplies	1,600	1,386	1,800
01 6094 09	Uniforms	0	183	2,000
	OFFICE SUPPLIES & EQUIP	28,500	19,692	28,800
01 6054 09	Publications-Dues & Books	14,000	5,833	15,000
01 6055 09	JPA/Gov't Fees	35,000	31,068	32,000
	DUES & FEES	49,000	36,901	47,000
01 6060C 09	Utilities-Wireless	1,500	1,305	1,500
01 6060E 09	Utilities-Electricity	6,700	5,300	6,700
01 6060G 09	Utilities-Gas	300	562	600
01 6060I 09	Utilities-Internet	4,900	3,653	11,400
01 6060P 09	Utilities-Telephone	8,400	5,127	13,700
01 6060S 09	Utilities-Sewer	500	390	500
01 6060W 09	Utilities-Water	500	331	500
	UTILITIES	22,800	16,668	34,900
01 6075 09	OFFICE RENT	38,186	31,821	38,186
01 6080A 09	Auditor	15,000		15,000
01 6080F 09	Financial Services	2,000	2,046	-
01 6080K 09	District Counsel	120,000	117,102	127,920
01 6080L 09	Legal	6,000	21,515	6,000
01 6080M 09	Other	4,300	0	4,800
01 6080T 09	Temporary Help	11,300	11,027	9,600
01 6086 09	Outside Services	48,400	28,289	28,900
01 6088 09	Claims		351	500

**CAMBRIA COMMUNITY SERVICES DISTRICT  
 FY 2016 - 2017 PROPOSED BUDGET MAY 26, 2016  
 GENERAL FUND - ADMINISTRATION DEPARTMENT DETAIL**

ACCOUNT NUMBER	ACCOUNT DESCRIPTION	FISCAL YEAR	ACTUAL	PROPOSED
		2015/2016 BUDGET	AS OF 4/30/16	FISCAL YEAR 2016/2017 BUDGET
	PROFESSIONAL SERVICES	207,000	180,330	192,720
01 6115 09	Meeting Expense	3,100	2,616	3,500
01 6120D 09	Directors' Travel	5,000	2,540	10,000
01 6120E 09	Training-LCW	0	11,307	4,500
01 6120E 09	Employee Travel/Training	15,000		15,000
01 6120E 09	Education			5,000
01 6124 09	Employee Recognition	400	83	400
01 6125 09	Employee Recruitment	7,500	4,233	-
	TRAINING & TRAVEL	31,000	20,779	38,400
01 6180H 09	Interest-Fusion	491	491	333
01 2514 09	Principal-Fusion	4,671		4,671
01 6180G 09	Interest-Copier	144		144
01 2513 09	Principal-Copier	4,424		4,424
	DEBT SERVICE	9,730	491	9,572
01 6170 09	CAPITAL OUTLAY	0	0	45,000
<b>SUBTOTAL OPERATING EXPENDITURES</b>		<b>544,454</b>	<b>439,495</b>	<b>594,078</b>
<b>TOTAL EXPENDITURES</b>		<b>1,555,092</b>	<b>1,210,232</b>	<b>1,786,690</b>
TOTAL REVENUE LESS EXPENDITURES		<u>74,227</u>	<u>146,787</u>	<u>-</u>

<b>ADMIN CAPITAL IMPROVEMENTS</b>	
Replace Servers	40,000
Upgrade Web Site	5,000
<b>TOTAL</b>	<u>45,000</u>