



CAMBRIA COMMUNITY SERVICES DISTRICT

Thursday, April 28, 2016 - 12:30 PM

1000 Main Street, Cambria, CA 93428

AGENDA

This agenda is prepared and posted pursuant to Government Code Section 54954.2. By listing a topic on this agenda, the District's Board of Directors has expressed its intent to discuss and act on each item. In addition to any action identified in the summary description of each item, the action that may be taken by the Board of Directors shall include: a referral to staff with specific requests for information; continuance; specific direction to staff concerning the policy or mission of the item; discontinuance of consideration; authorization to enter into negotiations and execute agreements pertaining to the item; adoption or approval; and disapproval.

Copies of the staff reports or other documentation relating to each item of business referred to on the agenda are on file in the Office of the District Clerk, available for public inspection during District business hours. If requested, the agenda and supporting documents shall be made available in alternative formats to persons with a disability. The District Clerk will answer any questions regarding the agenda.

1. OPENING

- A. Call to Order
- B. Pledge of Allegiance
- C. Establishment of Quorum

2. SPECIAL REPORTS (Estimated time 5 Minutes per item)

- A. Sheriff's Department Report
- B. Cambria Community Services District Fire Department Report by Battalion Chief Eric Shalhoob

3. ACKNOWLEDGEMENTS AND PRESENTATIONS

- A. Oath of Office for SAFER Firefighter Ian Van Weerden Poelman
- B. President Robinette to present a Presentation to the Historical Society recognizing their Sesquicentennial (150th) Anniversary
- C. Receive Quarterly Report from Balance Public Relations, Senator Dean Florez, Ret.

4. AGENDA REVIEW: ADDITIONS/DELETIONS AND PULLED CONSENT ITEMS

5. PUBLIC COMMENT (LIMITED TO 30 MINUTES)

Members of the public may now address the Board on any item of interest within the jurisdiction of the Board

but not on its agenda today. In compliance with the Brown Act, the Board cannot discuss or act on items not on the agenda. Each speaker has up to three minutes. Speaker slips (available at the entry) should be submitted to the District Clerk.

6. MANAGER’S AND BOARD REPORTS (Estimated time 15 Minutes total)

A. Manager's Report

i. General Manager's Report

B. Ad Hoc Committee Reports and Other Related Board Member Reports (Committee Meetings and Board authorized meetings attended)

7. CONSENT AGENDA (Estimated time: 15 Minutes)

All matters on the consent calendar are to be approved by one motion. If Directors wish to discuss a consent item other than simple clarifying questions, a request for removal may be made. Such items are pulled for separate discussion and action after the consent calendar as a whole is acted upon.

A. Consideration to Approve the Expenditure Report for March 2016

B. Consideration to Increase the Funding Authorization for the Consultant Services Agreement with Fluid Resources Management by an Amount Not To Exceed \$10,000

C. Consideration of Adoption of Resolution 17-2016 Declaring a Public Nuisance for the Annual Fire Hazard Fuel Reduction Program

8. HEARINGS AND APPEALS (Estimated time: 15 Minutes per item)

A. Discussion and Consideration to Fix Water and Wastewater Standby or Availability Charges as Provided in Government Code §61124(b) and Consideration of Adoption of Resolution 13-2016 Fixing Water and Wastewater Standby or Availability Charges for Fiscal Year 2016/2017

9. REGULAR BUSINESS (Estimated time: 15 Minutes per item)

A. Consideration of Adoption of Resolution 16-2016 Ratifying a Letter of Agreement with the International Association of Fire Fighters (IAFF) Local 4635 Relating to Paramedic Compensation

B. Discussion and Consideration of Adoption of Resolution 14-2016 Approving the Employment Agreement Between the CCSD and General Manager Jerome D. Gruber

C. Discussion and Consideration of Award of Contract For the Construction of the Fiscalini Water Tank Replacement Project

D. Discussion and Consideration of the Preliminary Budget for Fiscal Year 2016-2017

E. Discussion and Consideration of Amending the Bylaws Relating to the Time of the Regular Meetings of the Board of Directors

10. PUBLIC COMMENT (CONTINUED)

Members of the public who have not had the opportunity to speak on item 5 due to the limitation of time may now address the Board on any item of interest within the jurisdiction of the Board but not on its agenda today. In compliance with the Brown Act, the Board cannot discuss or act on items not on the agenda. Each speaker has up to three minutes. Speaker slips (available at the entry) should be submitted to the District Clerk.

11. FUTURE AGENDA ITEM(S) (Estimated time: 15 Minutes)

Requests from Board members to receive feedback, direct staff to prepare information, and/or request a formal agenda report be prepared and the item placed on a future agenda. No formal action can be taken except to direct staff to place a matter of business on a future agenda by majority vote.

12. ADJOURN



CAMBRIA COMMUNITY SERVICES DISTRICT PROCLAMATION CAMBRIA SESQUICENTENNIAL

WHEREAS, 2016 marks the 150th anniversary of the community of Cambria, established in 1866 after the land of Rancho Santa Rosa, originally inhabited by Native Americans of the Chumash and Salinan tribes and then owned by Don Juliano Estrada and later Domingo Pujol, was subdivided and sold; and

WHEREAS, settlers from other American states and immigrants from Spain and Mexico; England, Scotland, Ireland and Wales; the Azores; Switzerland and Italy; and China chose to live and work here; and

WHEREAS, the U.S. Government officially recognized Cambria, California, on January 10, 1870, after its residents discussed and agreed to the new name; and

WHEREAS, Cambria survived several devastating fires, floods, and droughts during its history, reinventing itself according to the local, state, and world economies; and

WHEREAS, the population ebbed and flowed, ranging from the second largest town in San Luis Obispo County down to a humble population of 800, as area residents engaged in farming, mining, lumbering, whaling, dairying, cattle ranching, and operating local business establishments; and

WHEREAS, in 1917, Cambria's native son, State Senator Elmer Rigdon, introduced a bill for the construction of State Highway One from Cambria to Carmel, which was completed and opened in 1937, thusly eliminating the town's reputation as being "where the highway ends;" and

WHEREAS, with the dedication of William Randolph Hearst's *La Cuesta Encantada* as a state park, and with the opening of State Highway 46 West, Cambria found itself on the way to many points of interest on the Central Coast and is now designated a destination in and of itself, "Where the Pines Meet the Sea," with one of only three native Monterey Pine forests worldwide; and

WHEREAS, tourism has brought Cambria to its current prosperity, with more than forty non-profit organizations also benefiting the community; and

WHEREAS, Cambria functions under the authority of San Luis Obispo County, Supervisorial District Two.

NOW, THEREFORE, be it resolved that the Cambria Community Services District does hereby recognize Cambria's Sesquicentennial.

Gail Robinette, President
Board of Directors



CAMBRIA COMMUNITY SERVICE DISTRICT: QUARTERLY UPDATE

APRIL 28, 2016

1. **Strategic advisory work on general permitting for both water and wastewater.**
 - ✓ Sustainable Water System: Continue to participate and evaluate EIR discussions on weekly basis.
 - ✓ Wastewater: Discussion with DWR and State Water Board on — the prospects for direct potable reuse of purified water.
 - ✓ Bond funding issues: Participation with upcoming workshops on funding for Cambria wastewater plans.
 - ✓ Recycled water issues: meeting with state staff.
 - ✓ Participation Workshops: Water grant funding.

2. **Identifying grant funding opportunities for recycled water projects, specifically improvements to the wastewater treatment plant to meet RWQCB requirements relating to TMDL.**
 - ✓ Round 1 Implementation Grant Proposal Solicitation: Participating for Cambria on round discussions.
 - ✓ Planning Grant Proposal Solicitation: Working with Cambria staff on assignment in DWR and movement of project.
 - ✓ Adoption Meeting: Proposition 1 Groundwater Grant Program Funding Guidelines--May 17, 2016: Discussions and action items for preparation for funding for Cambria as final regulations are approved.
 - ✓ State regulation participation: Waste water treatment plant.
 - ✓ DWR planning session: participation

3. **Education and strategic communications around the Sustainable Water System Project.**
 - ✓ Coastal Commission: Dinner with Coastal Commission in May, education on Cambria progress and plans for sea water intrusion and other items centered around Sustainable Water Facility.
 - ✓ Legislative members: following up with additional information requests from last visit to Sacramento from GM meetings.

✓ DWR staff meetings: bond & Cambria goals/objectives

4. Pertinent legislative information and relevant regulatory reports.

✓ Attached Bill List: Handed out are bills that may have an impact on Cambria Community Service District this legislative session.

✓ Regulatory Water Issues: meetings with administrators.

5. Governmental outreach, communication & external affairs.

✓ Senator Feinstein Water Bill: Cambria has been included for funding in Sen. Feinstein's newest proposed bill expected to clear Congress this session.

✓ Federal Funding bill: wastewater formulation grants.

CAMBRIA COMMUNITY SERVICES DISTRICT

TO: Board of Directors

AGENDA NO. **6.A.**

FROM: Jerry Gruber, General Manager

Meeting Date: April 28, 2016

Subject: MANAGER'S REPORT

I would like to welcome John Allchin to the CCSD. John will be serving the community as the new Wastewater Department Supervisor. John was previously employed by the County of San Luis Obispo and brings to the CCSD a great deal of experience in Wastewater Operations, Maintenance and Laboratory practices and principles. FRM spent a few days working with our new Wastewater Supervisor and making sure that there was a smooth transition. The Wastewater Department is recruiting for one additional Grade II Operator. The Wastewater Department continues to do an exceptional job regarding the plant's effluent nitrate results. The last reading was slightly above 2.0 MG/L.

Recently I have received some complaints regarding the odor coming from the Wastewater Treatment Plant, specifically the impact it is having on Park Hill. Staff has determined that the odor is coming from the two aerobic digesters. Historically, the District has processed bio-solids once a year. This particular operational mode is problematic and contributed significantly to the overall odor coming from the Plant. Staff at the Wastewater Treatment Plant will now process bio-solids on an as needed basis, probably weekly, thus reducing the overall odors coming from the plant. Currently two digesters are on line. Staff anticipates taking one digester permanently off line with the hope of maintaining minimum levels in the second digester. Staff also anticipates that the operational changes will also result in a more biologically stable activated sludge and improve the effluent leaving the facility.

The CCSD will be conducting interviews the week of April 25, 2016 for the Fire Chief position. As you are aware, this is an internal recruitment and hopefully on April 28, 2016, the day of our Board meeting, I will be able to let the community, the CCSD Board of Directors and Staff know who was selected for this very important position.

Staff continues to work diligently on the first draft of the 2016/2017 Fiscal Year Budget and will be presenting the Draft to the Board as part of the April 28, 2016 board meeting.

Staff continues to work with several of the District's Ad Hoc Committees relating to CCSD business. Staff met at the Wastewater Treatment Plant with the Wastewater Improvement Ad Hoc Committee to discuss projects that will be incorporated into next year's budget. The Committee was able to see first-hand the treatment facility and the need for repairs. Staff continues to also meet every other week with the EIR Ad Hoc Committee and via telephone conferencing with Michael Baker International regarding the EIR. Staff feels that the draft of the EIR for the Sustainable Water Facility should be available for public comment at the beginning of August. Staff has also met with the Budget Ad Hoc Committee to review and discuss the first draft of the Fiscal Year Budget for 2016/2017. Staff and the EIR Ad Hoc Committee also met for the first time on April 18, 2016 with the Buildout Reduction Program Citizens' Committee. A meeting schedule of every two weeks was agreed upon by the Buildout Reduction Program Citizens' Committee. The first meeting of the Committee was very productive. It is anticipated that the Committee will be able to complete their tasks within a two to three month period of time.

Staff continues to make progress on all three of the goals adopted by the CCSD Board of Directors. As indicated within the Facilities and Resources Report, FIRMA and Civil Design Studios have completed the Environmental Monitoring Plan for the East Ranch Park. The Environmental Monitoring Plan, permit application and fee waiver application have been submitted to the County of San Luis Obispo. Once the application has been finalized and all of the conditions have been met, Firma will be able to put the Drainage and Grading Plans out to bid. On another note, as part of the Draft Fiscal Year 2016/2017 Budget, staff is recommending that funds be allocated for the removal of the Phillips House on the East Ranch as part of the Parks and Recreation Budget. The removal of the house will be necessary to move

forward with the necessary grading and drainage as part of the Phase 1 park improvements. As indicated earlier and as part of the goals of the Board, significant progress is being made regarding the EIR. As a final goal for the CCSD, a detailed list of repairs, replacements, upgrades and improvements, in addition to funding recommendations, are included as part of the Draft Fiscal Year 2016/2017 Budget.

I have asked the Finance Manager to provide the Board an update on Water Sales and Usage based on the Board's recent modification to the penalty provisions. The CCSD Board of Directors requested that staff periodically provide an update to see if usage is trending upward after the modifications were implemented.

The overall financial condition of the District continues to improve. As you recall, the District faced some challenging times while we were in the process of receiving our Proposition 84 Grant Funding. While the overall needs of the District from an infrastructure perspective far exceed what the District has on hand in cash, the Draft Fiscal Year 2016/2017 Budget has prioritized our immediate needs and will allow for the District to move forward with necessary improvements and repairs. A more detailed long term financial plan will need to be addressed as we continue to evaluate projects within the Water and Wastewater Departments that will need to be completed within the next five years. The Finance Manager will go into more detail as part of his Budget staff report.

The District continues to do great things, with great people for a great community. The District is currently in the process of Spring Cleaning and is making a consolidated effort within every Department to spruce things up.

I met with the Executive Director of FFRP, Jo Ellen Butler, on April 4, 2016 to discuss the activities of the District and the continued partnership that exists between the FFRP and the CCSD. I thanked Jo Ellen for the positive contributions the FFRP Board of Directors and FFRP members have made to the community.

I had the honor and privilege to be the guest speaker at the American Legion Post 432 on April 6, 2016. I brought the American Legion Members up to date on the activities of the District and thanked them for their many important contributions to the community.

I had the additional honor and privilege to be the guest speaker at the Cambria Chamber of Commerce Board of Directors meeting on April 19, 2016. I brought the Board of Directors up to date on the activities of the District and thanked them for their numerous significant contributions to the community.

As of the April 18, 2016, the CCSD has spent a total of approximately \$175,000.00 in defense of the LandWatch Lawsuit against the community's Sustainable Water Facility since 2014. Although a tentative court date has been scheduled for the end of May, the community and the CCSD can anticipate legal costs to accrue.

ADMINISTRATION:

Human Resources

Administration:

Interviews have been scheduled for the Confidential-Administrative Assistant position. We hope to have the successful candidate on board soon.

Wastewater Department.

Wastewater Supervisor John Allchin started his new position on Monday, April 11, 2016. Please join us in welcoming him to the CCSD. We are continuing the search for a Wastewater Operator II.

Fire Department:

Reserve Firefighters:

We have hired five (5) of the six (6) Reserve Firefighters and are currently working on the last candidate.

Fire Chief:

Interviews have been set for this position. We hope to have this position filled soon.

District Clerk

The PROS Committee met on April 5, 2016.

The newly created Buildout Reduction Program Citizens’ Committee met on April 18, 2016. Ted Siegler was selected as the Chairman of the Committee. The next two meetings have been scheduled on Tuesday, May 3 and Tuesday, May 17 at 3:00 p.m. at the Cambria CSD Fire Dept. located at 2850 Burton Dr., Cambria, CA.

FACILITIES AND RESOURCES:

1. Fiscalini Ranch Preserve:

- a. Friend of the Fiscalini Ranch Preserve volunteers have successfully closed 8 ad hoc trails on the west part of the Ranch.
 - i. The ad hoc trails are formed by people stepping off main trails and creating their own paths. These new trails cause damage to sensitive habitat and create erosion problems.
 - ii. Trails are being closed with round poles and wire, with a sign that states that the trail is closed and the area has sensitive habitat.
- b. Mowing:
 - i. Staff has mowed the entire east part of the Ranch.
 - ii. Mowing is done to reduce the spread of invasive plants.
- c. Trails Map:
 - i. Staff is currently working on updating the trails/parks map provided at all the entrances to the Ranch.
- d. Trail Head Signs:
 - i. Ranch Manager Jo Ellen Butler and Walt Andrus (FFRP Board Member), met to discuss new trail head signs.
 - ii. New trail head signs are being proposed at Trenton, Tipton, Huntington and Marine Terrace trail entrances.

2. Community Park:

- a. FIRMA Consultants and Civil Design Studios have completed the Environmental Monitoring Plan for the Community Park Phase 1 project.
- b. The environmental monitoring plan, permit application and fee waiver application have been submitted to the County.

3. Pocket Park Center St:

- a. On Sunday March 10th, the two concrete tables at the park were vandalized. All of the bolts holding the table top and seats were removed.
- b. Benches were repaired.

4. Veterans Hall:

- a. CCSD staff flushed out main sewer line.
- b. Sewer and Water Lines:
 - i. Work continues on repairing sewer and water lines at the Vets Hall.
 - ii. A local contractor has replaced all of the sewer lines in the Men’s Restroom and sinks in the main hall and janitor’s closet.

iii. Work will continue for several more weeks as the work is being done during times when no events are scheduled at the hall.

c. 39 Events were held at Vets Hall since last Board Meeting.

ENGINEER:

Key activities since the March 24, 2016 Board meeting report have included:

- Provided background information to John Allchin, our new Wastewater Department Supervisor, who started work on 4/11/2016. I greatly look forward to John's help on our quest to continue improving the facilities and department operations.
- Continued to coordinate with FRM in their role as interim Chief Plant Operator for the wastewater treatment plant, and in transitioning the position from FRM's Stuart Stewart to John Allchin. FRM did a commendable job in assisting us through this transition since the beginning of the year. This past month, the March 2016 Wastewater Treatment Plant's Self-Monitoring Report was completed and sent to the Water Board on time.
- Continued to coordinate with Finance Manager Patrick O'Reilly on the FY 16/17 budget for the Water and Wastewater Departments.
- Attended County WRAC meeting on 4/6/2016 to learn more on future Prop 1 grant funding possibilities.
- Sustainable Water Facility:
 - Continue to coordinate with Michael Baker International on the Sustainable Water Facility's EIR.
 - Provided overview and tour of facilities to US Fish and Wildlife representatives Lena Chang and Thomas Dietsch on 4/14/2016.
 - Submitted 2015 annual Title 22 operating report to the Water Board.
 - Working to complete supporting Prop 84 grant documentation, which is needed to allow payment of \$219,112.75, the grant payment retention currently being held by DWR.
- Permit Counter: Continue to respond to miscellaneous permit counter information requests and remodel reviews. Completed reviews of the proposed Rod N Reel Trailer Court remodeling, and the former Brambles restaurant, which is being converted to retail stores and a motel.
- 1/19/2016 Flash Flood Debris Removal along San Simeon Creek at well field: Reviewed cleanup project and site with US Fish and Wildlife representatives Lena Chang and Thomas Dietsch on 4/14/2016. Submitted final report to Water Board to comply with 401 permit. Obtained an extension on the submittal date to the Army Corps for the 404 permit, which is planned for submittal sometime during the week of 4/25/2016.
- Fiscalini Water Tank Replacement: Worked with Finance Manager Patrick O'Reilly in completing documentation to support an application to the State for a low interest, State revolving fund loan. These documents were submitted via the State's on-line portal on 4/7/2016.
- Miscellaneous Wastewater Plant Repairs: Continue to push forward on the capital repairs identified in the mid-year budget. Coordinated completion of agreement with Alpha Electrical for repairs to plant lighting and motor control centers, which are now in progress. Have met with John Allchin to involve him further with the pending hand railing repairs on the aerobic digesters. Near

term efforts will focus on obtaining a proposal to design the influent screen support structure. Met with wastewater ad hoc committee on 4/12/2016 at the WWTP.

Well Level reports from 4/18/2016 readings are being made available on the District website located at www.cambriacsd.org

FIRE:

Prevention and Education (March, 2016)

- 00 Residential rough/hydro inspections were completed
- 00 Fire final inspections
- 02 Residential site visits for building questions
- 02 Residential plan reviews
- 03 Engine company commercial fire and life safety inspections were conducted.
- 05 Public education events.
- 07 Residential smoke detectors were installed and or the batteries changed.
- 07 Contacts with people regarding fire prevention questions
- 03 Fire Engine and Station tours

Meetings and Affiliations (March, 2016)

- Fire Safe Focus Group March 9, 1500 Fire Station 57
- WUI (Wildland Urban Interface) meeting March 14, 0900 Morro Bay Fire Department
- GM Gruber Monthly Update March 18, 0900 Fire Station 57
- WUI Planning Carlos Mendoza and FSFG March 24, Rodeo Grounds
- GM Gruber and O'Reilly 2016/17 Budget March 31, 0900 CCSD Office
- CERT Budget Craig Ufferheide March 31, 1330 CCSD Office

Operations

- 191 Training hours were logged for Cambria Fire Department for the month of March.
- Monthly drill March: The CCSD FD held their monthly training drill on Saturday, March 12th, which was conducted on the Fiscalini Ranch Preserve. The focus of the drill was a refresher on helicopter rescue operations. A big thank you goes to the CHP for providing this technical training which incorporated the use of Helicopter 70 and the Fiscalini Ranch for the use of their land to land the aircraft.
- Captains Hollingsworth and Gibson attended a CA State Fire Training (SFT) chief officer certification course (Fire Management 2B)
- The WUI (Wildland Urban Interface) training exercise will take place in Cambria on May 5, 2016. We are assisting the SLO County Training Officers Association with the preparation for the event. The exercise will include all of the Local Government Fire Departments within SLO County and five fire engines from Santa Barbara County. Law Enforcement along with CERT will conduct mock knock and notify evacuations. No physical evacuations will take place. Many other agencies and groups will be invited to participate.

On May 5th there will be a separate fire preparedness event at the Santa Rosa Catholic Church on Main Street for the general public. The on duty engine crew, the local ambulance crew, a CAL FIRE transport and bulldozer will be on site for the public to view and ask questions. There will also be a fire prevention booth set up where locals can ask specific questions related to fire prevention. It is important to understand that this is a separate event from our training exercise. There will be many fire engines and crews throughout the town during the day but our main goal is to ensure that firefighters receive the provided training. They may or may not stop and interact with the public depending on the demands of the exercise for each crew.

Fire Statistics are attached for your review

WASTEWATER:

The most significant news to share is that John Allchin, our new Wastewater Department Supervisor began working on April 11, 2016. We greatly look forward to John's leadership and help.

Wastewater Treatment Plant Operations (for March, 2016):

- FRM continued in its role as interim Chief Plant Operator of the Wastewater Treatment Plant.
- The February 2016 monthly self-monitoring report was completed and submitted to the Water Board.
- Aeration blower 3 was sent to a factory authorized repair center to assess its condition and repair needs.
- Plant staff and FRM have been researching repair and possible replacement on the eastern most clarifier's right angle gear drive. This unit had been repaired by FRM's very talented mechanic as part of an emergency repair. This involved hand filing stripped gears in order to get the unit back into operation. That repair was only a temporary fix due to their being no replacement parts readily available. A more permanent follow-up repair is still needed.

Collection Systems & Lift Stations

- Staff and Alpha Electric responded to an emergency repair at Lift Station B-4 due to its pump controller having failed. A permanent follow-up repair is now planned after the start of Fiscal Year 16/17.

Laboratory:

- Abalone Coast Analytical submitted an initial review copy of one of the laboratory quality assurance manuals they have been working on via their contract services agreement with the District. This updated manual is needed as part of the District's goal to re-establish its Environmental Laboratory Accreditation Program (ELAP) certification with the State.
- Abalone Coast continued to provide the services of a certified laboratory analyst for those analyses that are reported to the State.

Administrative:

- Tim Omarr and Jay Block took their Grade I Wastewater Certification exams.

WATER:

1. We had a site visit from the USFW service. Water was able to have all the sites cleaned and preparations made for the visit. We mowed the impoundment basin and well field and we also had some trees trimmed at the impoundment basin. They also reviewed the debris removal that took place in the San Simeon well field. I would say that the site visit went very well and that the USFW service was very happy with the impoundment basin and cleanup after the work had been done. They gave us some recommendations on getting some permits that would make the project easier to manage over the long run.

2. The Water department is eagerly waiting on the approval of the Fiscalini Tank Replacement Project. It will be a huge improvement to the reliability of the distribution system.

3. Valve exercising has been going very well thanks to the implementation of some GIS tools that help us keep track of the valve work that is being done. We never had a full list of valves or locations or a system to keep track of the work done.

4. A continued effort has gone into maintenance of the distribution system. There are some key upgrades that need to take place to ensure the reliability of the water system. I hope to begin on one of the projects next year: the installation of a new system redundancy pipeline under the pedestrian bridge near the Rodeo Ground booster station. We currently only have one pipeline that runs under the Santa Rosa Creek.

5. We are also trying to upgrade the well control and monitoring system at the San Simeon well field in preparation for a second tracer test for the SWF.

6. I have made contact with Coast Union High School for the installation of a waste pipeline for the SR4 water treatment facility, which will give us some much needed operational safety along with getting rid of the blue temporary tank that is on site (and the associated costs).

Production data, well level reports, and associated graphs are attached for your review and can be located on the District's website: www.cambriacsd.org

Attachments: Finance Manager's Report
Water production and well level graphs
Fire Statistics

**BOARD OF DIRECTORS' MEETING – APRIL 28, 2016
ADDENDUM TO GENERAL MANAGER'S REPORT
FINANCE MANAGER'S REPORT**

ADMINISTRATION

The District received \$250 from the California Marine Sanctuary Foundation for the North Coast Ocean Rescue program in memory of Ben Boer.

New water and sewer rates went into effect on March 1st but the increases will not be reflected in invoices until the invoices mailed in May. These new rates are primarily designed to pay for the operating costs of the Water and Wastewater Departments. Those operating costs include \$250,000 each year for ongoing maintenance in each department. In the Water Department, the new rates are designed to be sufficient to generate \$100,000 each year to finance \$1,000,000 in capital projects in the near future. However, there is no provision for any capital improvements in the Wastewater Department.

When the Board of Directors implemented increased rates for March 1, it also suspended water surcharge penalties from March 1st through June 30th. The rate increases are expected to add about \$330,000 per billing period while the suspension of the water surcharge penalties is expected to be a reduction in revenue of about \$60,000 per billing period.

BUDGET FY 2015/2016

- A Fiscal Year 2015/2016 Budget was adopted on June 25, 2015. A mid-year budget amendment was adopted on February 18, 2016.

BUDGET FY 2016/2017

- An initial Fiscal Year 2016/2017 Preliminary Budget is being presented by staff at the regular Board meeting on April 28, 2016. A revised budget will be presented at the regular May 2016 Board meeting and a final budget will be presented at the regular June 2016 Board meeting.

EXPENDITURES OVER \$100,000 DURING FEBRUARY 2016

There were no expenditures exceeding \$100,000 during March 2016.

WATER/WASTEWATER USAGE AND BILLING

The chart on the next page reflects usage and billing through January/February 2016. The CCF billed were 4.2% above the amounts billed the previous year and 61% of the amount billed in 2013. The revenue realized in Water was \$8,810 more than billed the previous year.

1 **CCSD WATER SALES HISTORY AND PROJECTIONS**

2 3/10/2016

3 FY 12/13	JUL/AUG	SEP/OCT	NOV/DEC	JAN/FEB	MAR/APR	MAY/JUN	CASH
4 TOTAL	381,951	313,702	250,683	255,453	277,670	333,616	
5 BASE	102,586	102,672	102,722	102,809	102,906	102,915	616,610
6 USAGE	278,488	210,933	146,434	151,971	173,955	229,755	1,191,536
9 ADJUSTMNTS	877	97	1,527	673	809	946	4,929
11 TOTAL CASH							1,813,075
12 CCF	61,407	51,098	40,051	40,943	44,201	54,173	291,873
13 USAGE \$/CCF	4.54	4.13	3.66	3.71	3.94	4.24	

15 FY 13/14	JUL/AUG	SEP/OCT	NOV/DEC	JAN/FEB	MAR/APR	MAY/JUN	CASH
16 TOTAL	393,622	298,103	242,203	232,597	271,413	231,812	
17 BASE	102,895	102,793	102,784	102,907	102,885	102,755	617,019
18 USAGE	288,512	192,906	137,197	129,137	97,979	99,313	945,044
21 ADJUSTMNTS	2,215	2,404	2,222	553	(157)	(17,035)	(9,798)
22 PENALTIES/SURCHARGES					70,706	46,779	117,485
23 TOTAL CASH							1,669,750
24 CCF	63,113	47,345	38,827	36,576	24,917	25,500	236,278
25 USAGE \$/CCF	4.57	4.07	3.53	3.53	3.93	3.89	

28 FY 14/15	JUL/AUG	SEP/OCT	NOV/DEC	JAN/FEB	MAR/APR	MAY/JUN	CASH
29 TOTAL	315,646	386,085	328,775	347,274	397,073	349,205	
30 BASE	102,952	102,867	102,837	102,835	102,093	102,987	616,571
31 USAGE	127,246	103,268	83,048	85,496	107,340	103,415	609,813
32 EWS BASE		62,097	62,094	61,799	61,668	61,996	309,654
33 EWS USAGE		89,005	60,235	61,371	73,203	76,203	360,017
34 ADJUSTMNTS	(7,277)	(15,945)	(12,369)	(3,435)	(7,359)	(51,890)	(98,275)
35 PENALTIES/SU	92,725	44,793	32,930	39,208	60,128	56,494	326,278
36 TOTAL CASH							2,124,058
37 CCF	31,592	28,764	23,723	23,967	28,899	28,229	165,174
38 % OF FY 12-13	51%	56%	59%	59%	65%	52%	
39 USAGE \$/CCF	4.03	3.59	3.50	3.57	3.71	3.66	
40 EWS \$/CCF		3.09	2.54	2.56	2.53	2.70	

42 FY 15/16	ACTUAL				PROJECTED		CASH
	JUL/AUG	SEP/OCT	NOV/DEC	JAN/FEB	MAR/APR	MAY/JUN	
43 TOTAL	496,358	430,208	414,976	356,084	377,915	378,193	
44 BASE	102,935	102,730	102,828	102,864	102,093	102,987	616,437
45 USAGE	124,569	116,096	101,617	92,773	109,487	105,483	650,025
46 EWS BASE	61,874	61,792	62,098	61,882	61,668	61,996	371,310
47 EWS USAGE	83,654	79,869	71,071	66,124	74,667	77,727	453,112
48 EWS OPS		36,864	49,964				86,828
49 ADJUSTMNTS	(3,964)	(49,726)	(23,276)	(34,172)	(10,000)	(10,000)	(131,138)
50 PENALTIES/SU	127,290	82,583	50,674	66,613	40,000	40,000	407,160
51 TOTAL CASH							2,453,734
52 CCF	33,441	32,633	27,147	24,968	29,477	28,794	176,460
53 % OF FY 12-13	54%	64%	68%	61%	67%	53%	
54 USAGE \$/CCF	3.73	3.56	3.74	3.72	3.71	3.66	
55 EWS \$/CCF	2.50	2.45	2.62	2.65	2.53	2.70	
57 COMPARE	0.54	0.64	0.68	0.61	0.67	0.53	

The chart below shows how actual CCFs billed in fiscal years 2014 and 2015 and the first three billing periods for fiscal year 2016 compared to what was billed in fiscal year 2013.

COMPARISON OF WATER USAGE BILLED						
	<u>JUL/AUG</u>	<u>SEP/OCT</u>	<u>NOV/DEC</u>	<u>JAN/FEB</u>	<u>MAR/APR</u>	<u>MAY/JUN</u>
FY 2012/2013	61,407	51,098	40,051	40,943	44,201	54,173
FY 2013/2014	63,113	47,345	38,827	36,576	24,917	25,500
Note 1	103%	93%	97%	89%	56%	47%
FY 2014/2015	31,592	28,764	23,723	23,967	28,899	28,229
Note 2	51%	56%	59%	59%	65%	52%
FY 2015/2016	33,441	32,633	27,147	24,968		
Note 3	54%	64%	68%	61%		
<i>Note 1: Each FY 2013/2014 billing cycle compared to same billing cycle in FY 2012/2013</i>						
<i>Note 2: Each FY 2014/2015 billing cycle compared to same billing cycle in FY 2012/2013</i>						
<i>Note 3: Each FY 2015/2016 billing cycle compared to same billing cycle in FY 2012/2013</i>						

WASTEWATER REVENUE

The chart below shows actual Wastewater revenue for fiscal years 2013, 2014, 2015 and the first four billing periods for fiscal year 2016 as well as projected revenue for the remainder of fiscal year 2016.

56 CCSD WASTEWATER SALES HISTORY AND PROJECTIONS							
57	3/10/2016						
58	FY 12/13	<u>JUL/AUG</u>	<u>SEP/OCT</u>	<u>NOV/DEC</u>	<u>JAN/FEB</u>	<u>MAR/APR</u>	<u>MAY/JUN</u>
59	SEWER SALES	353,040	333,530	314,016	316,887	322,690	339,547
60	BASE	248,975	248,931	248,991	249,061	248,917	248,880
61	USAGE	104,065	84,599	65,025	67,826	73,773	90,667
62							100%
	<i>PERCENT SALES COMPARED TO JUL/AUG 2013:</i>						
63		100%	81%	62%	65%	71%	87%
66	FY 13/14	<u>JUL/AUG</u>	<u>SEP/OCT</u>	<u>NOV/DEC</u>	<u>JAN/FEB</u>	<u>MAR/APR</u>	<u>MAY/JUN</u>
67	TOTAL	356,678	327,765	312,334	309,020	288,655	288,937
68	BASE	249,916	249,111	249,098	249,489	249,415	249,153
69	USAGE	106,762	78,654	63,236	59,531	39,240	39,784
70							80%
72	<i>COMPARISON TO SAME PERIOD FY 12/13</i>						
74	TOTAL %	101%	98%	99%	98%	89%	85%
75	USAGE %	103%	93%	97%	88%	53%	44%
76	FY 14/15	<u>JUL/AUG</u>	<u>SEP/OCT</u>	<u>NOV/DEC</u>	<u>JAN/FEB</u>	<u>MAR/APR</u>	<u>MAY/JUN</u>
78	TOTAL	298,877	291,469	286,650	287,225	292,401	291,940
79	BASE	250,263	250,012	249,984	250,198	249,261	250,349
80	USAGE	48,614	41,457	36,666	37,027	43,140	41,591
81							51%
	<i>COMPARISON TO SAME PERIOD FY 12/13</i>						
82	TOTAL %	85%	87%	91%	91%	91%	86%
83	USAGE %	47%	49%	56%	55%	58%	60%
85		ACTUAL			PROJECTED		
86	FY 15/16	<u>JUL/AUG</u>	<u>SEP/OCT</u>	<u>NOV/DEC</u>	<u>JAN/FEB</u>	<u>MAR/APR</u>	<u>MAY/JUN</u>
87	TOTAL	297,892	296,385	292,464	289,964	293,264	292,772
88	BASE	250,403	249,841	250,429	250,500	249,261	250,349
89	USAGE	47,489	46,544	42,035	39,464	44,003	42,423
90							54%
91	<i>COMPARISON TO SAME PERIOD FY 12/13</i>						
92	TOTAL %	84%	89%	93%	92%	91%	86%
93	USAGE %	46%	55%	65%	58%	60%	47%
94							

EXPENDITURES FOR THE EMERGENCY WATER SUPPLY

The District has undertaken the development of an Emergency Water Supply system in response to the worst drought in California history which resulted in a declared Stage 3 Drought Emergency. \$12,736,588 in expenditures for the EWS project have been authorized by the CCSD Board of Directors. Those expenditures include the following:

CDM Smith: Engineering, Preconstruction, Permitting and Environmental Services	\$ 2,786,818
CDM Constructors Design/Build Services	7,345,669
General Costs	323,747
Other Professional Services	483,145
Total Plant Design/Build Expenditures	\$ 10,939,379
Plant Start-Up Expenditures	367,951
Regular Coastal Development Permit Expenditures	429,258
Future Regular Coastal Development Permit Mitigation Measures	1,000,000
TOTAL AUTHORIZATIONS	\$ 12,736,588

The Finance Department has accounted for expenditures associated with this effort by grouping expenditures into two main categories:

- 1. EWS: Filtration System, SR1/SR3 at Santa Rosa Creek**
- 2. EWS: Brackish Water Treatment at San Simeon Creek**

Total invoices paid thru March 2016 for the Emergency Water Supply projects associated with Santa Rosa Creek equal \$355,516. This figure includes costs associated with the rehabilitation of the Filtronics Plant and the SR1 and SR3 wells. The District has been awarded a Public Works System Drought Relief Grant of \$307,876 to offset the cost of this project. On September 28, 2015, the District received \$248,246 from this grant. Additional grant funds will be collected as additional work on this project is finished.

With respect to the Brackish Water Treatment at San Simeon Creek project, total commitments made to-date, in the form of issued purchase orders, equal \$10,153,560. These relate to Task Orders in the following way:

174,495	Task Order 1: Hydrogeoloical Modeling
299,601	Task Order 2: Preconstruction Engineering (Phase 1)
920,084	Task Order 3: Preconstruction Services (Phase 2)
499,941	Task Order 4: Engineering; Permitting; Purchase Assistance
584,607	Task Order 5: Permitting and Environmental
308,090	Task Order 6: Permitting and Environmental
<hr/>	
2,786,818	Total CDM Smith
6,647,919	Design/Build Contract
511,602	Change Order 1
123,953	Change Order 2
83,268	Change Order 3
<hr/>	
7,366,742	Total CDM Constuctors
<hr/>	
10,153,560	Total CDM Smith & CDM Constructors

- Invoices paid through March 2016 to CDM Smith, the Sustainable Water Facility Project’s primary design/build contractor, equal \$2,554,227.
 - Invoices paid through March 2016 to CDM Contractors Inc., the Sustainable Water Facility Project’s primary builder, equal \$7,366,742.
- With respect to the Brackish Water Treatment at San Simeon Creek project, total expenditures to all vendors through March 2016, meaning checks issued, equal \$11,035,656.

CASH BALANCES

CCSD maintains one account with the State of California Local Agency Investment Fund (LAIF) and the following five accounts at Heritage Oaks Bank:

- a payroll account;
- an account for operation of the Veteran’s Hall;
- an account for medical benefits for employees;
- a main checking account; and
- a money market account.

CCSD pools all of its cash for all of its funds so, other than restricted funds, no cash asset is held for any specific fund. It should be noted that when the pooling method is used, a fund may overdraw its account in the pool. These overdrafts are reported as liabilities with a corresponding receivable (due to/from other funds) on the balance sheet.

The first three accounts shown above are restricted funds which are not available for use in other areas. However, the last two accounts are unrestricted and are available, along with LAIF, as part of the “pooled” cash of CCSD.

Revenues and expenditures fluctuate significantly from month to month and therefore the most appropriate comparison of available cash balances is at the end of the fiscal year on June 30th. Final balance amounts in the Water and Wastewater funds are determined after all other fiscal year activity is recorded, reconciled and audited. Audited cash balances on June 30, 2015 were as shown below. It should be noted that the 2014 and 2015 loans to the Water Fund were to support expenditures for the Sustainable Water Facility construction and those loans were repaid when the Prop 84 grant was received in December.

CCSD FINANCIAL AUDIT			
JUNE 30, 2015			
<u>FUND</u>	<u>CASH BALANCE</u>	<u>INTERFUND LOAN</u>	<u>CASH POSITION</u>
GENERAL FUND	4,211,905	(2,737,310)	1,474,595
WATER FUND	(1,652,586)	(2,047,696)	395,110
WASTEWATER FUND	(128,608)	(689,614)	561,006
TOTAL	2,430,711	(5,474,620)	2,430,711
LOAN HISTORY			
<u>WATER FUND LOANS</u>			
PRIOR 2014		\$ 157,726	All Water Fund loans except \$157,726 were paid off prior to 12/31/15
2014 LOAN		2,094,181	
2015 LOAN		485,403	
TOTAL LOANS		\$ 2,737,310	
<u>WASTEWATER FUND LOANS</u>			
2015 LOAN		\$ 689,614	
TOTAL LOANS		\$ 689,614	

CCSD CURRENT CASH POSITION AND PROJECTION

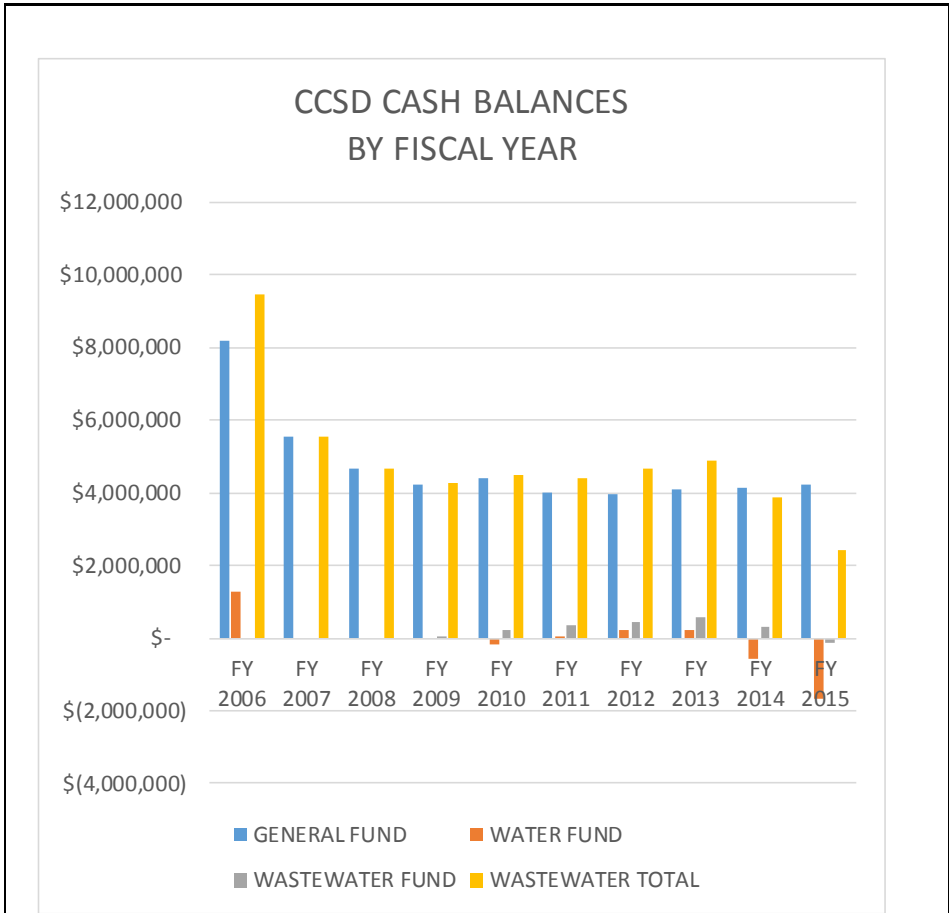
Cash balances on March 31, 2016 were \$5,118,254 as shown below. However, there were \$4,804 in checks issued but still outstanding at the end of the month which leaves only \$5,113,450 in cash actually available.

CCSD CASH POSITION 3/31/2016	
HOB CHECKING BALANCE	\$ 257,613
HOB MONEY MARKET BALANCE	504,589
LAIF BALANCE	<u>4,356,052</u>
TOTAL CASH	\$ 5,118,254
OUTSTANDING CHECKS	<u>4,804</u>
AVAILABLE CASH	\$ 5,113,450

The cash flow projection for the remainder of the fiscal year is shown below. This projection **does not** include any potential increases in revenue due to the approved increase in water and wastewater rates in March 2016.

CAMBRIA COMMUNITY SERVICES DISTRICT			
CASH FLOW PROJECTION FY 15-16			
	<u>APR 2016</u>	<u>MAY 2016</u>	<u>JUN 2016</u>
BEG BALANCE	5,113,450	5,539,662	4,706,972
CASH IN			
WATR SALES	156,250	52,083	156,250
WATER WAIT LIST	-	-	55,000
AWTP SALES	105,000	35,000	105,000
AWTP OPS SALES	-	-	-
WW SALES	218,250	72,750	218,250
PROPERTY TAX	727,983	-	-
FRANCHISE FEE	10,000	2,000	10,000
OTHER	6,778	4,278	6,778
TOTAL CASH IN	1,224,262	166,112	551,278
CASH OUT			
WAGES	330,333	330,333	395,333
OPS: FIRE	31,444	31,444	31,444
OPS: F&R/PROS	14,007	14,007	14,007
OPS: ADMIN	41,272	41,272	41,272
OPS: WATER	55,612	55,612	55,612
OPS: WASTEWTR	49,551	49,551	49,551
DEBT	24,164	173,916	-
CALFIRE CONTRACT	-	60,000	60,000
FISCALINI TANK	100,000	100,000	100,000
EWS PROJECT	75,000	50,000	50,000
RAG PICKER	45,000	60,000	-
CAPITAL PROJECTS	31,667	32,667	-
TOTAL CASH OUT	798,050	998,802	797,219
ENDING BALANCE	5,539,662	4,706,972	4,461,031
NOTES:			
1. CCSD received Drinking Water Drought Grant for \$248,246 on September 28, 2015			
2. CCSD received an additional \$20,371 for Drinking Water Drought Grant on 10/28/15			
3. CCSD received \$59,417 Grant for Trash Recepticles on 10/21/15			
4. CCSD received Prop 84 Grant for \$4,163,142 on December 17, 2015.			

The following chart and table show audited cash balances in the three funds on June 30th of each fiscal year for the last ten years.



FY ENDING JUNE 30th	GENERAL FUND	WATER FUND	WASTEWATER FUND	TOTAL
FY 2006	\$ 8,172,903	\$ 1,290,772		\$ 9,463,675
FY 2007	\$ 5,561,428			\$ 5,561,428
FY 2008	\$ 4,658,444			\$ 4,658,444
FY 2009	\$ 4,237,597		\$ 27,551	\$ 4,265,148
FY 2010	\$ 4,414,366	\$ (157,726)	\$ 242,400	\$ 4,499,040
FY 2011	\$ 4,001,132	\$ 39,341	\$ 345,804	\$ 4,386,277
FY 2012	\$ 3,972,897	\$ 231,027	\$ 450,891	\$ 4,654,815
FY 2013	\$ 4,096,965	\$ 236,601	\$ 556,700	\$ 4,890,266
FY 2014	\$ 4,152,573	\$ (577,613)	\$ 302,778	\$ 3,877,738
FY 2015	\$ 4,211,905	\$ (1,652,586)	\$ (128,608)	\$ 2,430,711

EXTERNAL LOANS

As of June 30, 2015, the CCSD external debt is as shown in the following two charts, including interest rates and prepayment penalty provisions.

**ADDENDUM TO GENERAL MANAGER'S REPORT
FINANCE MANAGER'S REPORT ATTACHMENT
SCHEDULE OF LONG-TERM INFRASTRUCTURE-RELATED DEBT**

DESCRIPTION	State Revolving Fund Loan	Bank Note (Funds 2006 Refund of 1999 Bonds)	Bank Note (2014 Installment Sales Agreement for EWS)
DEBT HOLDER	SWRCB	City National Bank	Western Alliance Bank
ORIGINAL PRINCIPAL	\$2,592,324.38	\$2,245,000.00	\$8,939,000.00
INTEREST RATE	3.00%	4.55%	4.11%
FUND	Wastewater	Wastewater	Emergency Water Supply
DEPARTMENT	Wastewater	Wastewater	Water
FINAL PAYMENT DATE	5/28/2016	9/23/2023	8/1/2034
PRINCIPAL BALANCE @ 8/11/14	\$332,920	\$1,303,000	\$8,939,000
PROJECTED PRINCIPAL PAYMENT(S) FFY 2014/2015	\$164,069	\$109,000	\$149,181
PROJECTED INTEREST PAYMENT(S) FFY 2014/2015	\$9,987	\$56,807	\$177,573
PROJECTED BALANCE @ 6/30/15**	\$168,851	\$1,194,000	\$8,789,819
PROJECTED PRINCIPAL PAYMENT(S) FFY 2015/2016	\$168,851	\$109,000	\$304,246
PROJECTED INTEREST PAYMENT(S) FFY 2015/2016	\$5,066	\$51,847	\$358,137
PROJECTED BALANCE @ 6/30/16**	\$0	\$1,085,000	\$8,485,573
PROJECTED PRINCIPAL PAYMENT(S) FFY 2016/2017	\$0	\$114,000	\$313,861
PROJECTED INTEREST PAYMENT(S) FFY 2016/2017	\$0	\$46,773	\$345,565
PROJECTED BALANCE @ 6/30/17**	\$0	\$971,000	\$8,171,712
PROJECTED PRINCIPAL PAYMENT(S) FFY 2017/2018	\$0	\$118,000	\$326,893
PROJECTED INTEREST PAYMENT(S) FFY 2016/2017	\$0	\$41,496	\$332,533
PROJECTED BALANCE @ 6/30/18**	\$0	\$853,000	\$7,844,819
PROJECTED INTEREST PAYMENTS FFY 14/15-17/18	\$15,053	\$196,923	\$1,213,808
AVERAGE ANNUAL TOTAL (P+I) PAYMENT(S)*	\$173,987	\$161,731	\$659,975
PREPAYMENT PENALTY	No	Yes-3% from 10/1/13-4/1/16, 2% from 10/1/16-4/1/20, none after 10/1/20	Yes - 5% until 8/1/2015; prepayment premium calculation before 8/1/2024; 0% on or after 8/1/2024

*Average is based on years with a balance outstanding for the entire year. Payoff years are excluded if final amount is less than normal.

**Presumes all scheduled payments are timely made.

INTERNAL LOANS

The only internal loan is the Army Corp of Engineers matching loan which was made consistent with the District’s practice of maintaining pooled cash available to cover the cash flow needs of the agency and of any individual Fund, to be restored to the General Fund.

<u>BORROWING FUND</u>	<u>LOAN AMOUNT AUTHORIZED</u>	<u>COSTS TO DATE</u>	<u>AMOUNT OF LOAN OUTSTANDING TO DATE</u>	<u>PURPOSE OF LOAN</u>
Water	\$ 166,000	\$ 166,000	\$ 157,726	Army Corp of Engineers Matching

**ADDENDUM TO GENERAL MANAGER'S REPORT
FINANCE MANAGER'S REPORT ATTACHMENT
SCHEDULE OF SHORT-TERM DEBT**

LENDER	CITY NATIONAL BANK
AMOUNT OF ORIGINAL DEBT	\$102,000
DATE LOAN OBTAINED	November 1, 2012
INTEREST RATE	3%
ANNUAL PAYMENT	\$27,605
DATE OF LAST PAYMENT	April 1, 2017
PURPOSE OF DEBT	Purchase of 4 Pick-up Trucks and 1 Office Copier

LENDER	MORTON REVOCABLE TRUST
AMOUNT OF ORIGINAL DEBT	\$53,612
DATE LOAN OBTAINED	September 15, 2013
INTEREST RATE	3.5%
ANNUAL PAYMENT	\$14,595
DATE OF LAST PAYMENT	November 20, 2017
PURPOSE OF DEBT	Purchase of 2 Pick-up Trucks

LENDER	JOHN DEERE FINANCIAL
AMOUNT OF ORIGINAL DEBT	\$31,350
DATE LOAN OBTAINED	July 31, 2013
INTEREST RATE	0%
ANNUAL PAYMENT	\$6,270
DATE OF LAST PAYMENT	July 30, 2018
PURPOSE OF DEBT	Purchase of John Deere Tractor

2016
CAMBRIA COMMUNITY SERVICES DISTRICT
WATER PRODUCTION, BY SOURCE
ACRE-FEET

YEAR	SOURCE	JAN	FEB	MAR	APRIL	MAY	JUNE	JULY	AUG.	SEPT.	OCT.	NOV.	DEC.	1000.0 TOTAL	YEAR
1988	S.S.	51.20	57.90	63.20	47.30	57.40	44.20	50.00	51.70	41.90	37.40	27.40	36.00	565.60	1988
	S.R.	0.00	0.00	0.00	16.30	15.70	30.70	31.20	34.90	36.00	34.90	35.20	19.00	253.90	
	TOTAL	51.20	57.90	63.20	63.60	73.10	74.90	81.20	86.60	77.90	72.30	62.60	55.00	819.50	
1989	S.S.	51.00	47.90	53.90	61.90	57.20	62.20	69.20	60.90	36.30	38.70	42.60	40.60	622.40	1989
	S.R.	0.00	0.00	0.00	1.00	13.80	13.50	17.90	28.00	42.00	22.60	17.60	18.20	174.60	
	TOTAL	51.00	47.90	53.90	62.90	71.00	75.70	87.10	88.90	78.30	61.30	60.20	58.80	797.00	
1990	S.S.	45.70	47.00	55.28	44.75	31.46	32.34	40.00	38.00	31.91	31.40	29.40	29.90	457.14	1990
	S.R.	8.70	0.80	0.50	18.03	32.30	26.79	22.30	22.20	20.64	20.20	19.30	14.90	206.66	
	TOTAL	54.40	47.80	55.78	62.78	63.76	59.13	62.30	60.20	52.55	51.60	48.70	44.80	663.80	
1991	S.S.	26.90	23.10	32.70	39.60	48.60	44.10	40.10	34.80	30.50	28.00	26.40	30.10	404.90	1991
	S.R.	15.30	13.10	0.50	0.10	0.10	5.50	15.00	21.60	20.20	21.00	19.70	18.70	150.80	
	TOTAL	42.20	36.20	33.20	39.70	48.70	49.60	55.10	56.40	50.70	49.00	46.10	48.80	555.70	
1992	S.S.	45.30	42.20	45.90	55.20	64.00	58.10	44.90	41.80	35.00	32.80	34.00	43.10	542.30	1992
	S.R.	0.80	0.30	0.10	0.40	0.50	6.10	22.70	28.10	26.30	25.10	19.50	5.50	135.40	
	TOTAL	46.10	42.50	46.00	55.60	64.50	64.20	67.60	69.90	61.30	57.90	53.50	48.60	677.70	
1993	S.S.	50.10	45.70	52.60	56.30	68.30	68.80	68.10	69.80	59.80	56.10	51.40	43.50	690.50	1993
	S.R.	0.50	0.30	0.00	0.00	0.10	0.00	0.00	0.00	0.00	0.00	0.00	0.00	0.90	
	TOTAL	50.60	46.00	52.60	56.30	68.40	68.80	68.10	69.80	59.80	56.10	51.40	43.50	691.40	
1994	S.S.	47.00	38.60	48.60	52.00	54.60	63.40	69.30	47.80	31.70	30.80	28.20	26.00	538.00	1994
	S.R.	0.00	0.00	0.00	0.00	0.10	0.00	0.00	25.00	30.20	27.70	21.20	19.90	124.10	
	TOTAL	47.00	38.60	48.60	52.00	54.70	63.40	69.30	72.80	61.90	58.50	49.40	45.90	662.10	
1995	S.S.	41.30	41.10	47.10	52.14	53.50	59.00	74.70	74.10	65.40	64.70	55.30	47.60	675.94	1995
	S.R.	1.90	0.00	0.00	0.00	0.00	0.00	0.00	0.00	0.00	0.00	0.00	0.00	1.90	
	TOTAL	43.20	41.10	47.10	52.14	53.50	59.00	74.70	74.10	65.40	64.70	55.30	47.60	677.84	
1996	S.S.	46.66	43.40	47.39	56.95	66.18	70.83	75.70	77.27	68.23	65.58	50.37	49.43	717.99	1996
	S.R.	0.01	0.03	0.03	0.03	0.03	0.01	0.03	0.02	0.01	0.02	0.02	0.02	0.26	
	TOTAL	46.67	43.43	47.42	56.98	66.21	70.84	75.73	77.29	68.24	65.60	50.39	49.45	718.25	
1997	S.S.	50.61	49.20	65.66	68.65	76.18	79.14	82.31	57.02	37.32	27.50	38.96	45.96	678.51	1997
	S.R.	0.02	0.08	0.02	0.02	0.02	0.02	0.38	25.92	31.54	36.85	12.41	0.01	107.29	
	TOTAL	50.63	49.28	65.68	68.66	76.20	79.16	82.69	82.94	68.86	64.35	51.37	45.97	785.80	
1998	S.S.	44.39	46.36	47.00	50.53	56.43	63.43	77.75	80.30	68.35	66.58	54.06	52.13	707.31	1998
	S.R.	0.01	0.01	0.01	0.01	0.00	0.01	0.01	0.09	0.01	0.00	0.00	0.00	0.16	
	TOTAL	44.40	46.37	47.01	50.54	56.43	63.44	77.76	80.39	68.36	66.58	54.06	52.13	707.47	
1999	S.S.	56.40	45.26	52.16	57.40	70.43	71.35	85.41	82.68	69.45	68.04	57.78	57.69	774.05	1999
	S.R.	0.01	0.01	0.01	0.04	0.02	0.07	0.01	0.02	0.32	0.02	0.00	0.00	0.53	
	TOTAL	56.41	45.27	52.17	57.44	70.45	71.42	85.42	82.70	69.77	68.06	57.78	57.69	774.58	
2000	S.S.	56.41	50.43	55.27	65.40	70.84	73.60	85.00	84.68	73.30	65.60	58.49	59.80	798.82	2000
	S.R.	0.00	0.00	0.00	0.00	0.00	0.00	0.00	0.00	0.00	0.00	0.00	0.00	0.00	
	TOTAL	56.41	50.43	55.27	65.40	70.84	73.60	85.00	84.68	73.30	65.60	58.49	59.80	798.82	
2001	S.S.	56.16	48.05	55.92	60.69	73.30	77.51	85.01	78.50	53.45	56.21	48.16	52.29	745.25	2001
	S.R.	0.00	0.00	0.00	0.00	0.00	0.00	0.00	5.78	21.08	16.87	8.06	0.89	52.68	
	TOTAL	56.16	48.05	55.92	60.69	73.30	77.51	85.01	84.28	74.53	73.08	56.22	53.18	797.93	
2002	S.S.	54.43	52.23	60.70	65.43	60.75	55.13	66.79	73.35	66.59	62.03	56.36	53.98	727.77	2002
	S.R.	1.28	1.27	1.10	1.11	14.82	22.79	19.54	9.67	3.52	4.02	2.04	0.55	81.71	
	TOTAL	55.71	53.50	61.80	66.54	75.57	77.92	86.33	83.02	70.11	66.05	58.40	54.53	809.48	
2003	S.S.	52.73	49.97	57.35	58.32	62.82	68.22	65.05	63.34	58.91	67.08	56.20	48.84	708.83	2003
	S.R.	0.70	1.11	0.48	0.94	1.84	5.63	19.77	22.04	16.00	6.58	3.12	5.84	84.05	
	TOTAL	53.43	51.08	57.83	59.26	64.66	73.85	84.82	85.38	74.91	73.66	59.32	54.68	792.88	
	S.S.	55.83	51.40	58.56	64.33	67.98	52.62	47.04	39.68	41.06	34.80	49.30	49.92	612.52	

2016
CAMBRIA COMMUNITY SERVICES DISTRICT
WATER PRODUCTION, BY SOURCE
ACRE-FEET

YEAR	SOURCE	JAN	FEB	MAR	APRIL	MAY	JUNE	JULY	AUG.	SEPT.	OCT.	NOV.	DEC.	1000.0 TOTAL	YEAR
2004	S.R.	0.00	0.61	1.17	4.84	8.68	22.08	30.80	36.30	27.32	24.95	1.73	1.63	160.11	2004
	TOTAL	55.83	52.01	59.73	69.17	76.66	74.70	77.84	75.98	68.38	59.75	51.03	51.55	772.63	
2005	S.S.	50.05	46.16	51.09	55.01	65.70	68.81	80.52	61.60	48.71	47.08	40.83	36.70	652.26	2005
	TOTAL	50.05	46.78	52.02	55.77	66.46	69.54	82.16	78.92	68.96	68.77	57.75	44.06	741.24	
2006	S.S.	50.81	49.10	48.82	49.65	60.58	65.65	56.12	59.67	52.49	42.86	34.46	42.75	612.96	2006
	TOTAL	50.81	49.88	48.82	50.27	61.32	68.21	79.70	80.39	72.66	66.74	60.92	56.38	746.10	
2007	S.S.	57.70	47.45	56.47	60.50	56.11	51.21	55.95	63.48	58.72	37.58	34.83	38.61	618.61	2007
	TOTAL	57.70	47.45	57.07	62.31	70.58	73.45	79.42	75.85	64.01	56.28	56.03	48.03	748.18	
2008	S.S.	43.35	45.35	51.55	52.59	40.45	33.03	40.15	47.57	47.24	41.53	21.47	25.41	489.69	2008
	TOTAL	45.68	46.02	52.26	54.79	65.14	66.58	73.09	72.44	65.50	62.56	53.68	49.87	707.61	
2009	S.S.	28.17	37.57	50.95	58.52	48.56	37.47	48.80	40.69	31.99	44.62	53.05	46.55	526.94	2009
	TOTAL	53.00	41.38	50.95	58.52	62.09	63.53	74.01	74.79	64.63	55.64	53.05	47.89	699.48	
2010	S.S.	45.44	40.48	47.48	48.39	56.26	55.29	50.73	44.58	35.05	37.61	36.14	36.45	533.90	2010
	TOTAL	45.44	40.48	48.25	49.01	56.94	64.03	72.69	71.88	67.57	59.32	50.62	46.18	672.41	
2011	S.S.	48.05	43.36	45.17	52.11	53.94	49.27	60.52	55.52	45.40	45.67	46.28	51.87	597.16	2011
	TOTAL	48.05	44.06	45.17	52.87	60.59	60.30	73.49	70.34	64.85	59.82	51.47	51.87	682.88	
2012	S.S.	50.12	48.09	52.60	50.52	60.06	56.53	48.17	41.12	36.72	42.22	48.70	50.88	585.73	2012
	TOTAL	53.66	48.88	52.60	51.18	61.50	67.67	76.12	74.34	66.70	63.65	57.56	50.88	724.74	
2013	S.S.	51.09	47.40	54.72	55.27	63.18	46.01	60.82	72.32	57.73	29.84	26.72	28.61	593.70	2013
	TOTAL	51.09	47.40	54.72	59.54	68.45	73.58	75.82	75.82	65.41	52.40	52.11	54.22	733.61	
2014	S.S.	22.93	16.97	24.90	25.03	19.39	14.40	11.94	0.00	0.76	24.32	13.74	23.81	198.17	2014
	TOTAL	57.62	36.82	34.90	35.04	38.27	41.02	42.82	43.09	37.01	36.37	32.36	33.44	466.76	
2015	S.S.	19.95	16.65	17.16	17.79	16.18	14.14	15.14	17.39	20.36	26.17	23.74	21.23	225.89	2015
	TOTAL	34.72	31.55	37.69	38.47	37.17	40.65	44.65	45.17	42.30	42.22	37.31	35.13	467.02	
2016	S.S.	16.43	9.51	19.84											2016
	TOTAL	34.30	36.86	36.55											
DIFFERENCE		-0.41	5.31	-1.13	3.43	-1.10	-0.37	1.83	2.08	5.29	5.85	4.95	1.70	0.25	

4/18/16

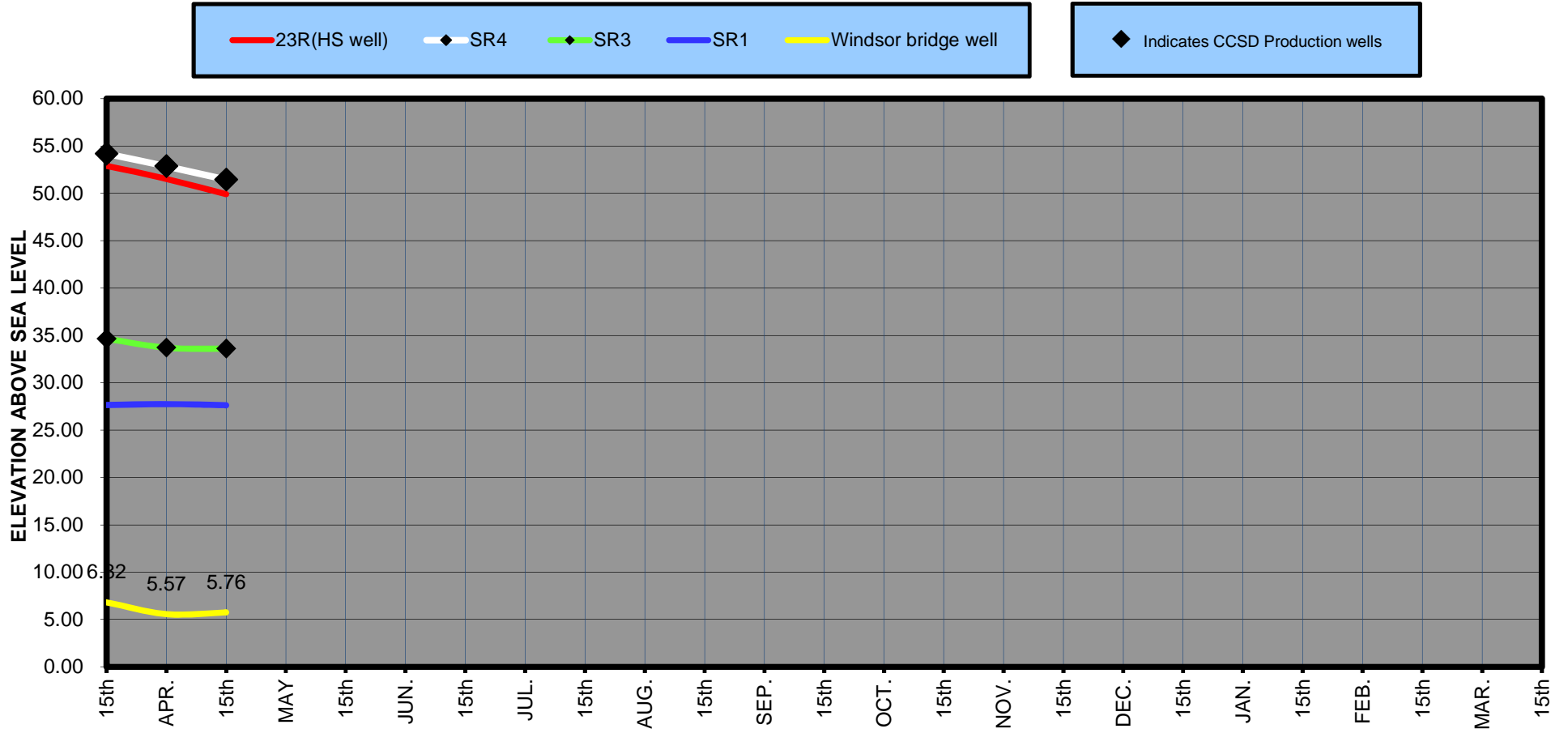
CAMBRIA COMMUNITY SERVICES DISTRICT
WELL WATER LEVELS FOR 4/18/16

Well Code	Distance Ref. Point to Water Level	Reference Point Distance Above Sea Level	Depth of Water to Sea Level	Remarks
SANTA ROSA CREEK WELLS				
23R	33.50	83.42	49.92	
SR4	30.55	82.00	51.45	
SR3	20.70	54.30	33.60	
SR1	18.77	46.40	27.63	
RP#1		46.25		
RP#2		33.11		Not Read
21R3	7.37	12.88	5.51	37991
WBE	11.11	16.87	5.76	
WBW		17.02		Not Read
AVERAGE LEVEL OF CCSD SANTA ROSA WELLS SR1 & SR3 =				30.62 FEET
CCSD SANTA ROSA WELL SR4 =				51.45 FEET

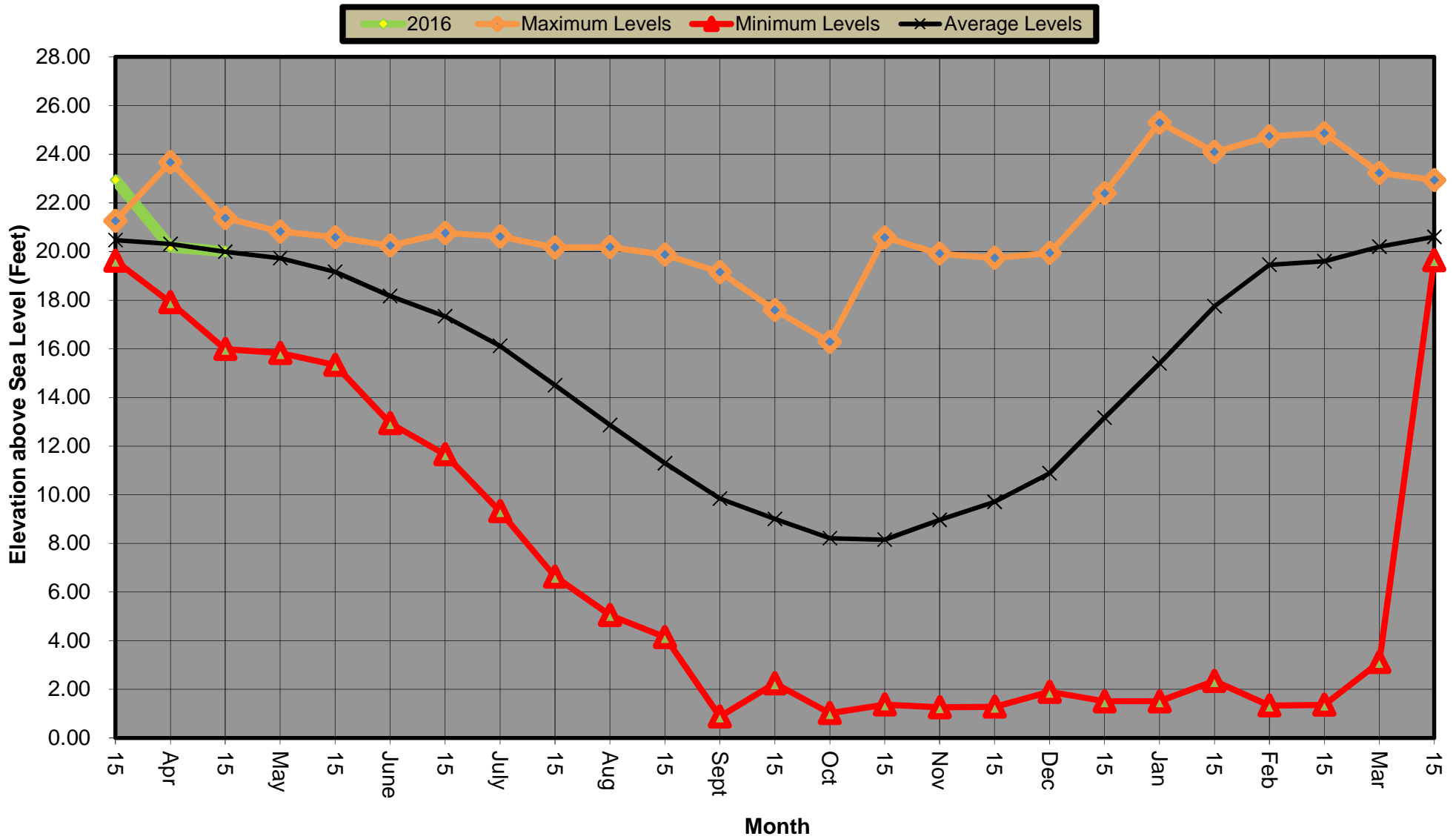
SAN SIMEON CREEK WELLS				
16D1	6.90	11.36	4.46	
MW4	11.15	15.95	4.80	
MW1		42.11		Not Read
MW2		38.10		Not Read
MW3		49.56		Not Read
9M1		65.63		Not Read
9P2	9.11	19.11	10.00	
9P7		20.69		Not Read
9L1	10.51	27.33	16.82	
RIW		25.41		Not Read
SS4		25.92		SS4 to 9P2 Gradient = - N/A
MIW		29.89		Not Read
SS3	13.83	33.73	19.90	
SS2	12.85	33.16	20.31	
SS1	12.59	32.37	19.78	
11B1		105.43		Not Read
11C1		98.20		Not Read
PFNW		93.22		Not Read
10A1		78.18		Not Read
10G2		62.95		Not Read
10G1		59.55		Not Read
10F2		66.92		Not Read
10M2	25.10	55.21	30.11	
9J3		43.45		Not Read
lagoon	19.21			mitigation errosion none
AVERAGE LEVEL OF CCSD SAN SIMEON WELLS SS1,SS2 & SS3 =				20.00 FEET

Red Font are the CCSD's Production Wells, as measured on 4/18/16
Reference point on 16d1,miw1,miw2,miw3,9p7,riw,miw1,ss1,ss2 and ss3 updated 2/17/2015

SANTA ROSA CREEK WELL LEVELS March 15th, 2016 - Current



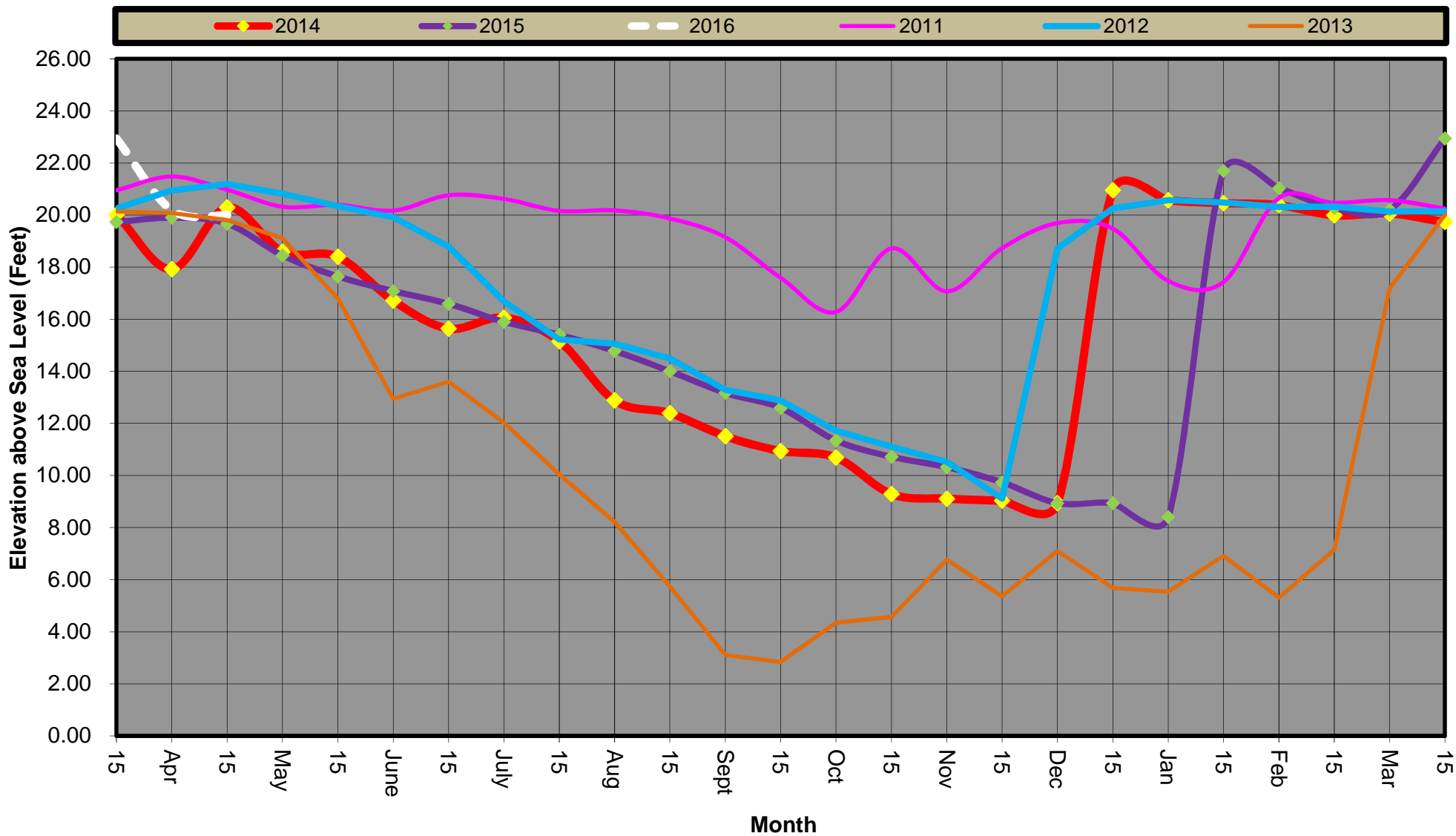
San Simeon Creek Well Levels Water Year 2016/2017 levels to date and 1988 to Current Min, Max, & Average



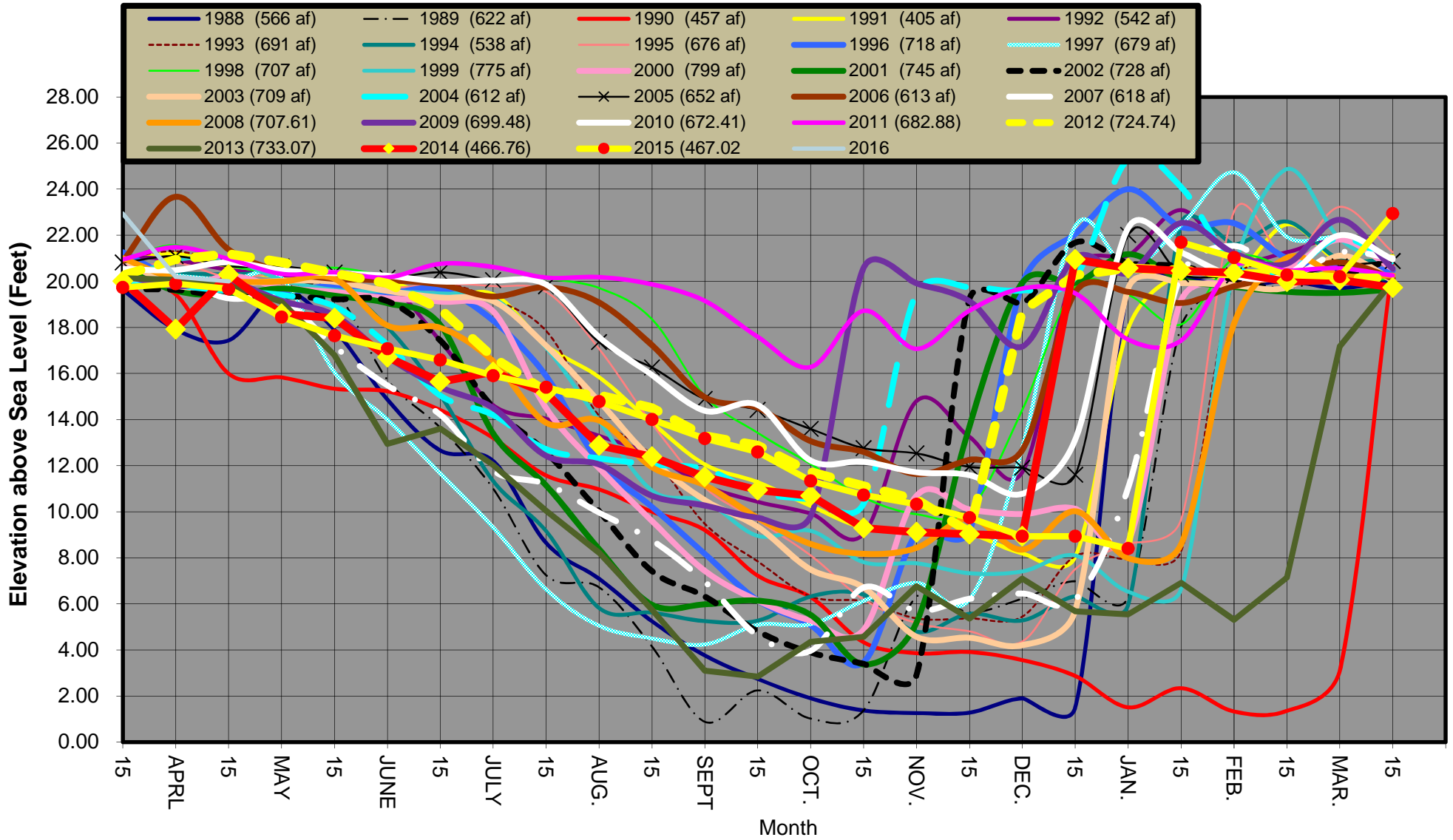
San Simeon Creek Well Levels

Last 5 years

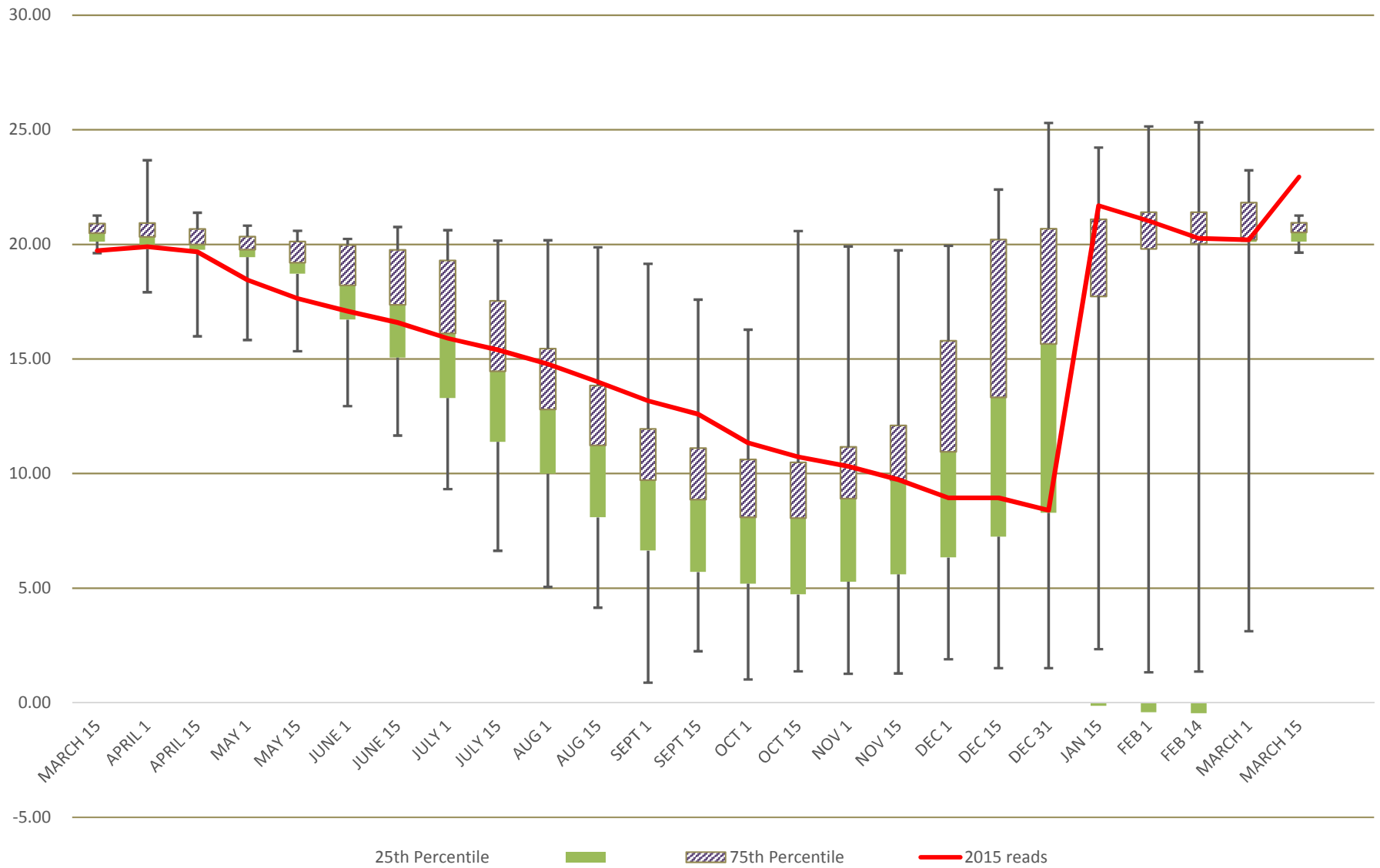
March, 2011 - Current



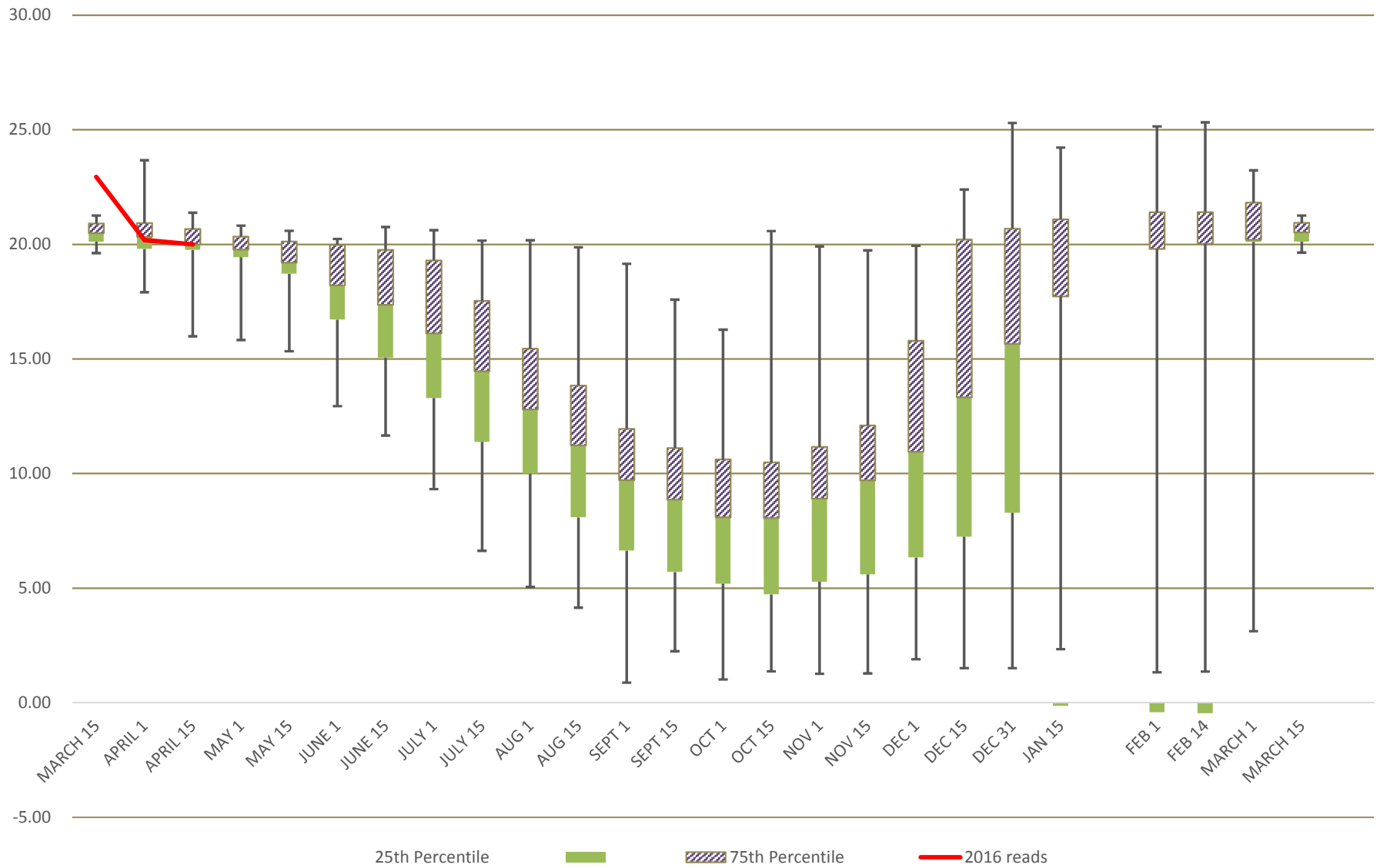
San Simeon Creek Well Levels 1988 - Current



1988 to Mid-March 2016 Statistical San Simeon Well Level Summary by Month
 showing Minimums, Maximums, 25 % Percentile, 75% Percentile
 Average Level is the line between the Purple (hatched) and Green (solid) bars



**1988 to Mid-April 2016 Statistical San Simeon Well Level Summary by Month
 showing Minimums, Maximums, 25 % Percentile, 75% Percentile
 Average Level is the line between the Purple (hatched) and Green (solid) bars**



CMB Fire Monthly Stats: Incidents

Categories	16-Jan	16-Feb	16-Mar	16-Apr	16-May	16-Jun	16-Jul	16-Aug	16-Sep	16-Oct	16-Nov	Dec-16	Totals
Fire	1	0	1										2
Hazardous Mat.	0	0	0										0
Medical	53	50	47										150
Vehicle TC	1	2	1										4
Hazardous Situations	13	2	16										31
Public Service Assist	16	10	17										43
False Alarms	10	3	10										23
Agency Assist	0	0	0										0
Mutual Aid	0	0	0										0
Auto Aid	1	0	0										1
Rescue	0	0	0										0
Fire Investigations	0	0	0										0
Monthly Response Totals	95	67	92	0	0	0	0	0	88	0	0	0	
Cumulative Totals	95	162	254										254

**CAMBRIA COMMUNITY SERVICES DISTRICT
EXPENDITURE REPORT
FOR THE MONTH OF MARCH, 2016**

<u>Vendor Name</u>	<u>Check #</u>	<u>Check Date</u>	<u>Line #</u>	<u>Line Amt</u>	<u>Line Description</u>
ABALONE COAST ANALYTICAL, INC.	62285	3/10/16	1	20.00	WW/TOTAL SUSPENDED TOTALS
ABALONE COAST ANALYTICAL, INC.	62285	3/10/16	1	205.00	SWF/IMPOUNDMENT
ABALONE COAST ANALYTICAL, INC.	62285	3/10/16	1	20.00	WW/TOTAL SUSPENDED SOLIDS
ABALONE COAST ANALYTICAL, INC.	62285	3/10/16	1	45.00	WW/TOTAL SUSPENDED & DISSOLVED SOLIDS
ABALONE COAST ANALYTICAL, INC.	62285	3/10/16	1	20.00	WW/TOTAL SUSPENDED TOTALS
ABALONE COAST ANALYTICAL, INC.	62285	3/10/16	1	20.00	WW/TOTAL SUSPENDED SOLIDS
ABALONE COAST ANALYTICAL, INC.	62285	3/10/16	1	20.00	WW/TOTAL SUSPENDED SOLIDS
ABALONE COAST ANALYTICAL, INC.	62285	3/10/16	1	20.00	WW/TOTAL SUSPENDED SOLIDS
ABALONE COAST ANALYTICAL, INC.	62285	3/10/16	1	45.00	WW/TOTAL SUSPENDED & DISSOLVED SOLIDS
ABALONE COAST ANALYTICAL, INC.	62285	3/10/16	1	20.00	WW/TOTAL SUSPENDED SOLIDS
ABALONE COAST ANALYTICAL, INC.	62285	3/10/16	1	20.00	WW/TOTAL SUSPENDED SOLIDS
ABALONE COAST ANALYTICAL, INC.	62317	3/17/16	1	45.00	WW/TOTAL DISSOLVED AND SUSPENDED SOLIDS
ABALONE COAST ANALYTICAL, INC.	62317	3/17/16	1	20.00	WW/TOTAL SUSPENDED SOLIDS
ABALONE COAST ANALYTICAL, INC.	62317	3/17/16	1	20.00	WW/TOTAL SUSPENDED SOLIDS
ABALONE COAST ANALYTICAL, INC.	62317	3/17/16	1	20.00	WW/TOTAL SUSPENDED SOLIDS
ABALONE COAST ANALYTICAL, INC.	62317	3/17/16	1	20.00	WW/TOTAL SUSPENDED SOLIDS
ABALONE COAST ANALYTICAL, INC.	62358	3/23/16	1	205.00	WD/SURFACE IMPOUNDMENT
				785.00	
ACCURATE MAILING SERVICE	62213	3/1/16	1	700.00	WD/POSTAGE DEPOSIT UTILITY BILLS 03/2016
ACCURATE MAILING SERVICE	62213	3/1/16	2	700.00	WW/POSTAGE DEPOSIT UTILITY BILLS 03/2016
ACCURATE MAILING SERVICE	62213	3/1/16	3	100.00	WD/MAILING SERVICES UTILITY BILLS 03/2016
ACCURATE MAILING SERVICE	62213	3/1/16	4	100.00	WW/MAILING SERVICES UTILITY BILLS 03/2016
ACCURATE MAILING SERVICE	62357	3/21/16	1	(700.00)	WD/PRE-PAY POSTAGE JAN FEB UTILITY BILLS
ACCURATE MAILING SERVICE	62357	3/21/16	2	(700.00)	WW/PRE-PAY POSTAGE JAN FEB UTILITY BILLS
ACCURATE MAILING SERVICE	62357	3/21/16	3	760.79	WD/REMAINDER DUE MAILING JAN FEB UTILITY BILLS
ACCURATE MAILING SERVICE	62357	3/21/16	4	760.79	WW/REMAINDER DUE MAILING JAN FEB UTILITY BILLS
ACCURATE MAILING SERVICE	62357	3/21/16	5	(100.00)	WD/PRE-PAY MAILING DEPOSIT JAN FEB UTILITY BILLS
ACCURATE MAILING SERVICE	62357	3/21/16	6	(100.00)	WW/PRE-PAY MAILING DEPOSIT JAN FEB UTILITY BILLS
ACCURATE MAILING SERVICE	62357	3/21/16	7	256.08	WD/REMAINDER DUE MAILING JAN FEB UTILITY BILLS
ACCURATE MAILING SERVICE	62357	3/21/16	8	256.09	WW/REMAINDER DUE MAILING JAN FEB UTILITY BILLS
				2,033.75	
ADAMS, RON & JUDY	62382	3/24/16	1	208.30	RC/ASSIGNMENT DEPOSIT REFUND
ADVANTAGE TECH SVCS, INC.	62318	3/17/16	1	11,260.00	WD/COMPLETE PROJ MANUAL FISCALINI TANK PROJECT
AGP VIDEO	62286	3/10/16	1	962.50	ADM/VIDEO PROD DIST & STRM BRD MTG 02/18/16
AHRENS, CLAUDIA	62383	3/24/16	1	208.30	RC/ASSIGNMENT DEPOSIT REFUND
AL'S SEPTIC PUMPING, INC	62320	3/17/16	1	355.00	SWF/PUMPING AND DISPOSAL OF SEPTIC WASTE
AL'S SEPTIC PUMPING, INC	62360	3/23/16	1	355.00	WD/PUMPING AND DISPOSAL OF SEPTIC WASTE
ALAN W. WOLF	62407	3/24/16	1	208.29	RC/ASSIGNMENT DEPOSIT REFUND
ALPHA ELECTRICAL SERVICE	62287	3/10/16	1	440.00	WW/CORRECT WWTP FINAL EFFLUENT FLOW METER
ALPHA ELECTRICAL SERVICE	62287	3/10/16	1	4,810.00	WW/EFFLUENT PUMP STN INSTALL WWTP PH & TEMP PROBE
ALPHA ELECTRICAL SERVICE	62319	3/17/16	1	3,400.00	WW/LIFT STN B RADIO LINK INTEGRATED W MOBILE SYS
ALPHA ELECTRICAL SERVICE	62319	3/17/16	1	2,253.05	WW/REPLACED FLOW METER & CALIBRATED FOR SCADA
ALPHA ELECTRICAL SERVICE	62319	3/17/16	1	976.90	WD/TROUBLE SHOOT SAN SIMEON WELL PUMP
ALPHA ELECTRICAL SERVICE	62319	3/17/16	1	715.00	WW/SLUDGE TANK SAFE-OFF ELECTRICAL ISSUES
ALPHA ELECTRICAL SERVICE	62319	3/17/16	1	11,626.87	WW/REPLACE DEFECTIVE BLOWER SOFT START
ALPHA ELECTRICAL SERVICE	62359	3/23/16	1	247.50	WD/PG&E UTILITY TRANSFORMER FAILED
				24,469.32	
ALPHA FIRE SPRINKLER CORPORATI	62245	3/4/16	1	175.00	F&R/VETERAN'S HALL ANNUAL SPRINKLER INSPECTION

**CAMBRIA COMMUNITY SERVICES DISTRICT
EXPENDITURE REPORT
FOR THE MONTH OF MARCH, 2016**

<u>Vendor Name</u>	<u>Check #</u>	<u>Check Date</u>	<u>Line #</u>	<u>Line Amt</u>	<u>Line Description</u>
ASAP REPROGRAPHICS	62321	3/17/16	1	418.31	WD/SPEC PLANS FISCALINI WATER TANK REPLACEMENT
AT&T	62246	3/4/16	1	102.33	WW/ALARM LIFT STATION B4 PHONE SERV THRU 3/24/16
AT&T	62322	3/17/16	1	299.67	WD/ALARM AT VAN GORDON WELL FIELD MARCH 2016
AT&T/CALNET3	62361	3/23/16	1	19.34	WW/ALARM AT LIFT STN 8 924-1548 SVC THRU 03/09/16
AT&T/CALNET3	62361	3/23/16	1	19.34	WW/ALARM AT LIFT STN B3 924-1550 SVC THRU 03/09/16
AT&T/CALNET3	62361	3/23/16	1	19.32	WW/ALARM AT LIFT STN B1 924-1038 SVC THRU 03/09/16
AT&T/CALNET3	62361	3/23/16	1	19.32	WW/ALARM AT LIFT STN B2 924-1068 SVC THRU 03/09/16
AT&T/CALNET3	62361	3/23/16	1	24.23	WW/ALARM AT LIFT STN B 924-1492 SVC THRU 03/09/16
AT&T/CALNET3	62361	3/23/16	1	19.31	WW/ALARM AT LIFT STN A 927-1538 SVC THRU 03/09/16
AT&T/CALNET3	62361	3/23/16	1	19.32	WW/ALARM AT LIFT STN A1 924-1708 SVC THRU 03/09/16
AT&T/CALNET3	62361	3/23/16	1	19.62	WW/FAX LINE 927-0178 SVC THRU 03/09/16
AT&T/CALNET3	62361	3/23/16	1	19.31	WD/TELEMETRY SYSTEM 927-0398 SVC THRU 03/09/16
AT&T/CALNET3	62361	3/23/16	1	36.71	F&R/VET'S HALL ALARM 927-0493 SVC THRU 03/09/16
AT&T/CALNET3	62361	3/23/16	1	19.29	WW/ALARM AT LIFT STN 4 927-1518 SVC THRU 03/09/16
AT&T/CALNET3	62361	3/23/16	1	19.31	WW/ALARM AT LIFT STN 8 927-1591 SVC THRU 03/09/16
AT&T/CALNET3	62361	3/23/16	1	19.41	WD/LIEMERT PUMP STN 927-1972 SVC THRU 03/09/16
AT&T/CALNET3	62361	3/23/16	1	20.02	ADM/FAX LINE 927-5584 SVC THRU 03/09/16
AT&T/CALNET3	62361	3/23/16	1	305.67	ADM/PHONE SERVICE 927-6223 SVC THRU 03/09/16
AT&T/CALNET3	62361	3/23/16	1	68.45	WD/PHONE AND FAX LINE 927-6226 SVC THRU 03/09/16
AT&T/CALNET3	62361	3/23/16	1	163.21	FD/PHONE SERVICE 927-6240 SVC THRU 03/09/16
AT&T/CALNET3	62361	3/23/16	1	135.11	WW/PHONE SERVICE 927-6250 SVC THRU 03/09/16
				1,368.29	
AVALOS, DAN	62384	3/24/16	1	208.30	RC/ASSIGNMENT DEPOSIT REFUND
BALANCE PUBLIC RELATIONS	62214	3/1/16	1	2,833.33	WW/CONSULTING SERVICE: GRANT FUNDING 03/2016
BALANCE PUBLIC RELATIONS	62214	3/1/16	2	2,833.33	WD/CONSULTING SERVICE: GRANT FUNDING 03/2016
BALANCE PUBLIC RELATIONS	62214	3/1/16	3	2,833.34	SWF/CONSULTING SERVICE: GRANT FUNDING 03/2016
BALANCE PUBLIC RELATIONS	62243	3/2/16	1	367.07	SWF/QUARTERLY EXP REPORT OCT NOV DECEMBER 2015
BALANCE PUBLIC RELATIONS	62243	3/2/16	2	367.07	WD/QUARTERLY EXP REPORT OCT NOV DECEMBER 2015
BALANCE PUBLIC RELATIONS	62243	3/2/16	3	367.07	WW/QUARTERLY EXP REPORT OCT NOV DECEMBER 2015
				9,601.21	
BC PUMP SALES & SERVICE, INC.	62323	3/17/16	1	4,865.60	WW/GORMAN RUPP PUMP PARTS
BELTRAN, RYAN	62385	3/24/16	1	203.98	RC/ASSIGNMENT DEPOSIT REFUND
BOB WRIGHT CONSTRUCTION	62312	3/10/16	1	1,700.00	WD/DIG & INSTALL 10" VALVES FISCALINI WTR TANK
BOB WRIGHT CONSTRUCTION	62356	3/17/16	1	400.00	WW/INSTALL NEW METER
				2,100.00	
BRENNTAG PACIFIC, INC.	62288	3/10/16	1	585.21	WD/SODIUM HYPOCHLORITE
BRENNTAG PACIFIC, INC.	62324	3/17/16	1	3,550.72	WD/SODIUM HYPOCHLORITE
BRENNTAG PACIFIC, INC.	62362	3/23/16	1	106.35	WD/SODIUM HYPOCHLORITE
				4,242.28	
BUSINESSPLANS, INC.	62326	3/17/16	1	259.00	ADM/MONTHLY HRA PLAN MARCH 2016
C. WILLIAM STRASEN, TRUSTEE	62404	3/24/16	1	407.96	RC/ASSIGNMENT DEPOSIT REFUND
CAL-COAST MACHINERY	62224	3/1/16	1	215.17	F&R/MAINT & REPAIR TRANSPORT CHAIN
CAL-COAST MACHINERY	62289	3/10/16	1	63.65	F&R/RATCHET LOAD BINDERS
CAL-COAST MACHINERY INC.	62327	3/17/16	1	69.47	F&R/MAINT & REPAIR AIR FILTER
				348.29	
CALLBACK STAFFING SOLUTIONS	62225	3/1/16	1	714.00	FD/SCHEDULING SERVICE - 25 USERS

**CAMBRIA COMMUNITY SERVICES DISTRICT
EXPENDITURE REPORT
FOR THE MONTH OF MARCH, 2016**

<u>Vendor Name</u>	<u>Check #</u>	<u>Check Date</u>	<u>Line #</u>	<u>Line Amt</u>	<u>Line Description</u>
CAMBRIA HARDWARE CENTER	62299	3/10/16	1	43.47	WD/HARWARE SUPPLIES FOR JANUARY 2016
CAMBRIA HARDWARE CENTER	62299	3/10/16	2	83.84	WD/HARWARE SUPPLIES FOR JANUARY 2016
CAMBRIA HARDWARE CENTER	62299	3/10/16	1	44.35	ADM/HARDWARE SUPPLIES FOR FEBRUARY 2016
CAMBRIA HARDWARE CENTER	62299	3/10/16	1	108.59	F&R/HARDWARE SUPPLIES FEBRUARY 2016
CAMBRIA HARDWARE CENTER	62299	3/10/16	2	100.45	F&R/HARDWARE SUPPLIES FEBRUARY 2016
CAMBRIA HARDWARE CENTER	62299	3/10/16	3	84.18	F&R/HARDWARE SUPPLIES FEBRUARY 2016
CAMBRIA HARDWARE CENTER	62299	3/10/16	4	10.74	F&R/HARDWARE SUPPLIES FEBRUARY 2016
CAMBRIA HARDWARE CENTER	62299	3/10/16	1	10.72	FD/HARDWARE SUPPLIES FEBRUARY 2016
CAMBRIA HARDWARE CENTER	62299	3/10/16	2	3.75	FD/HARDWARE SUPPLIES FEBRUARY 2016
CAMBRIA HARDWARE CENTER	62342	3/17/16	1	93.82	WW/HARDWARE SUPPLIES FEBRUARY
CAMBRIA HARDWARE CENTER	62369	3/23/16	1	185.34	WD/HARWARE SUPPLIES FEBRUARY 2016
CAMBRIA HARDWARE CENTER	62369	3/23/16	2	347.50	WD/HARWARE SUPPLIES FEBRUARY 2016
				1,116.75	
CAMBRIA PINES TREE SVC	62374	3/23/16	1	800.00	F&R/WILLOW CUT DOWN 2300 CAMBORNE DEBRI HAUL OFF
CAMBRIA ROCK	62307	3/10/16	1	547.50	WD/10 YARDS BROWN #2 BASE
CAMBRIA ROCK	62307	3/10/16	1	505.00	WD/10 YRDS BASE AND 10 YRDS FILL SAND
				1,052.50	
CAMBRIA VILLAGE SQUARE	62223	3/1/16	1	3,182.13	ADM/MONTHLY OFFICE LEASE PYMT 1316 TAMSEN 03/2016
CARMEL & NACCASHA LLP	62215	3/1/16	1	10,000.00	ADM/MONTHLY RETAINER 03/2016
CARMEL & NACCASHA LLP	62328	3/17/16	1	375.00	FD/COUNSEL SERVICES FOR FEBRUARY 2016
CARMEL & NACCASHA LLP	62328	3/17/16	2	325.00	F&R/COUNSEL SERVICES FOR FEBRUARY 2016
CARMEL & NACCASHA LLP	62328	3/17/16	3	11,136.68	ADM/COUNSEL SERVICES FOR FEBRUARY 2016
CARMEL & NACCASHA LLP	62328	3/17/16	4	3,721.00	WD/COUNSEL SERVICES FOR FEBRUARY 2016
CARMEL & NACCASHA LLP	62328	3/17/16	5	1,491.50	SWF/COUNSEL SERVICES FOR FEBRUARY 2016
CARMEL & NACCASHA LLP	62328	3/17/16	6	1,552.00	WW/COUNSEL SERVICES FOR FEBRUARY 2016
CARMEL & NACCASHA LLP	62328	3/17/16	7	(16,601.18)	ADM/REVERSE AMOUNT OF RETAINER
CARMEL & NACCASHA LLP	62328	3/17/16	1	2,334.61	SWF/COUNSEL SERVICES FOR FEBRUARY 2016
CARMEL & NACCASHA LLP	62328	3/17/16	2	(2,000.00)	ADM/REVERSE AMOUNT OF RETAINER
CARMEL & NACCASHA LLP	62328	3/17/16	3	150.00	WW/COUNSEL SERVICES FOR FEBRUARY 2016
				12,484.61	
CHAPARRAL BUSINESS MACHIN	62363	3/23/16	1	1,122.00	ADM/SAVIN A4060 ANNUAL RATE CHRG 03/15/16-03/14/17
CHAPARRAL BUSINESS MACHIN	62363	3/23/16	1	115.00	ADM/SERVICE CALL - FAX MACHINE OUT OF SERVICE
				1,237.00	
CHARKOW, PEARL & ALLEN	62387	3/24/16	1	416.59	RC/ASSIGNMENT DEPOSIT REFUND
CITY NATIONAL BANK	62329	3/17/16	1	27,605.00	WW/REFINANCE 1999 REVENUE BONDS INTEREST PAYMENT
CLEMCIUC, JONATHAN	62388	3/24/16	1	208.29	RC/ASSIGNMENT DEPOSIT REFUND
COASTAL COPY, LP	62364	3/23/16	1	121.67	ADM/USAGE C3503 2/14/16 - 3/13/16
CONTRACTOR COMPLIANCE AND MONI	62330	3/17/16	1	38.00	SWF/LABOR COMPLIANCE SERVICES DECEMBER 2015
CONTRACTOR COMPLIANCE AND MONI	62330	3/17/16	1	71.25	SWF/LABOR COMPLIANCE SERVICES JANUARY 2016
				109.25	
COOKINGHAM, MENTA & KENT	62389	3/24/16	1	416.59	RC/ASSIGNMENT DEPOSIT REFUND
CORBIN WILLITS SYSTEMS	62216	3/1/16	1	1,224.12	ADM/MONTHLY SUPPORT AGRMT - MOM SOFTWARE 03/2016
CRYSTAL SPRINGS WATER CO.	62331	3/17/16	1	14.36	WW/SPRING WATER FEBRUARY 2016
CRYSTAL SPRINGS WATER CO.	62331	3/17/16	1	10.64	WW/DISTILLED WATER

**CAMBRIA COMMUNITY SERVICES DISTRICT
EXPENDITURE REPORT
FOR THE MONTH OF MARCH, 2016**

<u>Vendor Name</u>	<u>Check #</u>	<u>Check Date</u>	<u>Line #</u>	<u>Line Amt</u>	<u>Line Description</u>
				25.00	
CS-AMSCO	62332	3/17/16	1	3,478.30	WW/MAINT & REPAIR PLUG VALVE
CURIOUS POSSIBILITIES	62390	3/24/16	1	208.30	RC/ASSIGNMENT DEPOSIT REFUND
DAVID BUSSELL	62325	3/17/16	1	176.80	RC/REFUND ASSIGNMENT
DAVID CRYE, INC	62290	3/10/16	1	99.75	WD/6.78 TONS OF LEACHROCK
DEPT OF FORESTRY AND FIRE PROT	62379	3/23/16	1	50,244.74	FD/SECOND QUARTER SERVICES 10/1/15 TO 12/31/15
DIANA'S CLEANING SERVICES	62333	3/17/16	1	150.00	WD/MONTHLY CLEANING FEBRUARY 2016
DIANA'S CLEANING SERVICES	62333	3/17/16	2	150.00	WW/MONTHLY CLEANING FEBRUARY 2016
				300.00	
ECS IMAGING INC.	62292	3/10/16	1	1,168.63	ADM/FUJITSU FI-7160 SCANNER
ELLEN CHAO, TRUSTEE	62386	3/24/16	1	416.59	RC/ASSIGNMENT DEPOSIT REFUND
EMILY A TORLANO	62239	3/1/16	1	99.09	FD/REIMB RECRUITMENT PANEL LUNCH
FARM SUPPLY COMPANY	62226	3/1/16	1	141.88	F&R/MAINT & REPAIR BARBLESS WIRE
FARM SUPPLY COMPANY	62226	3/1/16	1	12.79	F&R/MAINT & REPAIR
FARM SUPPLY COMPANY	62365	3/23/16	1	35.46	F&R/MAINT & REPAIR RED DYE MARKS IT
				190.13	
FENCE FACTORY, THE	62227	3/1/16	1	52.50	F&R/TEMPORARY FENCE RENTAL 2/27-3/26/16
FERGUSON ENTERPRISES, INC #135	62294	3/10/16	1	699.82	WD/MAINT & REPAIR
FERGUSON ENTERPRISES, INC #135	62335	3/17/16	1	4,771.28	WW/MAINT & REPAIR
				5,471.10	
FGL ENVIRONMENTAL	62295	3/10/16	1	240.00	WW/INORGANIC ORGANIC & SUPPORT ANALYSIS 12/08/15
FGL ENVIRONMENTAL	62295	3/10/16	1	110.00	WD/ORGANIC ANALYSIS 12/08/15
FGL ENVIRONMENTAL	62295	3/10/16	1	246.00	WW/INORGANIC ORGANIC & SUPPORT ANALYSIS 12/10/15
FGL ENVIRONMENTAL	62295	3/10/16	1	72.00	WD/INORGANIC ANALYSIS 12/21/15
FGL ENVIRONMENTAL	62295	3/10/16	1	20.00	WD/BACTI ANALYSIS 02/02/16
FGL ENVIRONMENTAL	62295	3/10/16	1	110.00	WD/BACTI & SUPPORT ANALYSIS 02/02/16
FGL ENVIRONMENTAL	62295	3/10/16	1	50.00	WD/BACTI ANALYSIS 02/02/16
FGL ENVIRONMENTAL	62295	3/10/16	1	90.00	WD/BACTI AND SUPPORT ANALYSIS 02/09/16
FGL ENVIRONMENTAL	62295	3/10/16	1	20.00	WD/BACTI ANALYSIS 02/09/16
FGL ENVIRONMENTAL	62295	3/10/16	1	10.26	WW/FINANCE CHARGES FOR FEBRUARY 2016
FGL ENVIRONMENTAL	62295	3/10/16	1	10.26	WW/JANUARY FINANCE CHARGES
FGL ENVIRONMENTAL	62336	3/17/16	1	684.00	WW/INORGANIC, ORGANIC & SUPPORT ANALYSIS
FGL ENVIRONMENTAL	62336	3/17/16	1	744.00	WW/INORGANIC, ORGANIC & SUPPORT ANALYSIS
FGL ENVIRONMENTAL	62336	3/17/16	1	456.00	WW/INORGANIC, ORGANIC & SUPPORT ANALYSIS
FGL ENVIRONMENTAL	62336	3/17/16	1	90.00	WD/BACTI & SUPPORT ANALYSIS
FGL ENVIRONMENTAL	62336	3/17/16	1	20.00	WD/BACTI ANALYSIS
FGL ENVIRONMENTAL	62336	3/17/16	1	46.00	WW/INORGANIC & SUPPORT ANALYSIS
FGL ENVIRONMENTAL	62336	3/17/16	1	20.00	WD/BACTI ANALYSIS
FGL ENVIRONMENTAL	62336	3/17/16	1	90.00	WD/BACTI & SUPPORT ANALYSIS
FGL ENVIRONMENTAL	62336	3/17/16	1	20.00	WD/BACTI ANALYSIS
FGL ENVIRONMENTAL	62366	3/23/16	1	189.00	WD/INORGANIC ANALYSIS
FGL ENVIRONMENTAL	62366	3/23/16	1	340.00	WD/ORGANIC ANALYSIS
				3,677.52	
FIRST BANKCARD	62247	3/4/16	1	-	F&R/C MENDOZA VISA CHARGES FEB 2016

**CAMBRIA COMMUNITY SERVICES DISTRICT
EXPENDITURE REPORT
FOR THE MONTH OF MARCH, 2016**

<u>Vendor Name</u>	<u>Check #</u>	<u>Check Date</u>	<u>Line #</u>	<u>Line Amt</u>	<u>Line Description</u>
FIRST BANKCARD	62247	3/4/16	2	187.44	F&R/PRO SERIES 2 BALL MOUNT HITCHES
FIRST BANKCARD	62247	3/4/16	3	42.12	F&R/STAFF MEETING
FIRST BANKCARD	62247	3/4/16	1	-	ADM/J GRUBER VISA CHARGES FEB 2016
FIRST BANKCARD	62247	3/4/16	2	79.88	ADM/FLORAL ARRANGEMENT FOR B BOER FUNERAL
FIRST BANKCARD	62247	3/4/16	3	(10.57)	ADM/CREDIT FUEL PURCHASE DISTRICT VEHICLE
FIRST BANKCARD	62247	3/4/16	4	35.00	ADM/FUEL PURCHASE DISTRICT VEHICLE
FIRST BANKCARD	62247	3/4/16	5	87.70	ADM/MEETING EXPENSE SACRAMENTO
FIRST BANKCARD	62247	3/4/16	6	4.95	ADM/MEETING EXPENSE SACRAMENTO
FIRST BANKCARD	62247	3/4/16	7	101.84	ADM/MEETING W BALANCE PUBLIC RELATIONS SACRAMENTO
FIRST BANKCARD	62247	3/4/16	8	6.45	ADM/MEETING EXPENSE
FIRST BANKCARD	62247	3/4/16	9	24.96	ADM/FUEL FOR DISTRICT CAR TO SACRAMENTO
FIRST BANKCARD	62247	3/4/16	10	90.97	ADM/SACRAMENTO TRIP - HOTEL EXPENSE
FIRST BANKCARD	62247	3/4/16	11	10.00	ADM/CCSD ESCROW PAPERWORK NOTARY SERVICES
FIRST BANKCARD	62247	3/4/16	1	-	ADM/M MADRID VISA CHARGES FEB 2016
FIRST BANKCARD	62247	3/4/16	2	110.00	ADM/FOOD FOR CLOSED SESSION
FIRST BANKCARD	62247	3/4/16	3	18.00	ADM/FOOD FOR CLOSED SESSION
FIRST BANKCARD	62247	3/4/16	4	10.00	F&R/WEED ABATEMENT CLAIM NOTARY SERVICES
FIRST BANKCARD	62247	3/4/16	5	53.98	SWF/EIR AD HOC MEETING
FIRST BANKCARD	62247	3/4/16	6	(355.75)	ADM/HOTEL CREDIT FOR LEAVING ONE DAY EARLY
FIRST BANKCARD	62247	3/4/16	7	15.07	ADM/HR TRAINING IN PISMO BEACH
FIRST BANKCARD	62247	3/4/16	8	50.00	ADM/DONATION TO CSDA ANNUAL SILENT AUCTION 2/10/16
FIRST BANKCARD	62247	3/4/16	9	62.34	SWF/EIR AD HOC MEETING WITH MICHAEL BAKER INC
FIRST BANKCARD	62247	3/4/16	10	270.63	ADM/FOOD FOR CLOSED SESSION BOARD OF DIRECTORS
FIRST BANKCARD	62247	3/4/16	1	-	ADM/R GRESENS VISA CHARGES FEB 2016
FIRST BANKCARD	62247	3/4/16	2	200.00	WD/AERIAL INSPECTION PHOTOS OF DEBRIS FIELD
FIRST BANKCARD	62247	3/4/16	3	14.99	ADM/MONTHLY ADOBE ACROBAT SUBSCRIPTION
				<u>1,110.00</u>	
FLUID RESOURCE MANAGEMENT	62228	3/1/16	1	1,523.44	WW/WWTP OPERATIONS ASSISTANCE DECEMBER 2015
FLUID RESOURCE MANAGEMENT	62228	3/1/16	1	16,345.80	WW/WWTP OPERATIONAL ASSISTANCE JANUARY 2016
FLUID RESOURCE MANAGEMENT	62296	3/10/16	1	14,922.52	WW/OPERATIONAL ASSISTANCE FEBRUARY 2016
FLUID RESOURCE MANAGEMENT	62367	3/23/16	1	3,231.32	WW/CLARIFIER EMERGENCY CALL OUT - REBUILD GEAR BOX
				<u>36,023.08</u>	
FORD MOTOR CREDIT COMPANY LLC	62244	3/2/16	1	637.09	F&R/FORD 2016 F-250 W/UTILITY BODY 1ST PAYMENT
FOX, JULIE K	62391	3/24/16	1	364.41	RC/ASSIGNMENT DEPOSIT REFUND
FREDERICK & LYNDA EVANS	62334	3/17/16	1	176.80	RD/REFUND ASSIGNMENT
GARDENSOFT	62337	3/17/16	1	331.14	RC/WATER WISE GARDENING WEBSITE ENHANCEMENTS
GERBER'S AUTO SERVICE	62230	3/1/16	1	44.50	FD/1999 DODGE RAM SMOG INSPECTION
GERBER'S AUTO SERVICE	62230	3/1/16	1	54.50	FD/1995 GMC K-3500 SMOG CK AND EVAP TEST
GERBER'S AUTO SERVICE	62230	3/1/16	1	44.50	FD/2003 FORD F350XLT SMOG INSPECTION
				<u>143.50</u>	
GIBSON, JOHN	62338	3/17/16	1	1,360.37	FD/REIMBURSE FIRE MANAGEMENT 2D CLASS 2/8-2/12/16
GRESENS, ROBERT C.	62217	3/1/16	1	45.00	WD/MONTHLY CELL PHONE REIMBURSEMENT 03/2016
GRUBER, JEROME	62218	3/1/16	1	45.00	ADM/MONTHLY CELL PHONE REIMBURSEMENT 03/2016
H2O INNOVATION USA, INC.	62339	3/17/16	1	701.82	SWF/PAUL BARTLETT SERVICE TRIP
HACH COMPANY	62340	3/17/16	1	1,189.76	WW/DIGITAL PH SENSOR
HAMON OVERHEAD DOOR COMPANY, I	62341	3/17/16	1	163.15	F&R/MAINTENANCE SHOP DOOR REPAIR

**CAMBRIA COMMUNITY SERVICES DISTRICT
EXPENDITURE REPORT
FOR THE MONTH OF MARCH, 2016**

<u>Vendor Name</u>	<u>Check #</u>	<u>Check Date</u>	<u>Line #</u>	<u>Line Amt</u>	<u>Line Description</u>
HOME DEPOT CREDIT SERVICE	62300	3/10/16	1	35.35	F&R/BEHR PREM WEATHERPROOF STAIN
HOME DEPOT CREDIT SERVICE	62300	3/10/16	1	167.64	F&R/CARPET RUNNER FOR BOARD MEETINGS
				202.99	
HORN, KATHERINE & GREGORY	62392	3/24/16	1	208.29	RC/ASSIGNMENT DEPOSIT REFUND
INNOVATIVE CONCEPTS	62219	3/1/16	1	25.00	ADM/CIS HOSTING & FIRE WEBSITE HOSTING 03/2016
INNOVATIVE CONCEPTS	62219	3/1/16	2	25.00	FD/CIS HOSTING & FIRE WEBSITE HOSTING 03/2016
INNOVATIVE CONCEPTS	62343	3/17/16	1	110.00	ADM/CIS OVERVIEW PRESENTATION & NO LOGIN TO CIS
				160.00	
J B DEWAR	62231	3/1/16	1	848.22	FD/150 GALS GASOLINE 250 GALS OF DIESEL
J B DEWAR	62231	3/1/16	1	564.50	F&R/200 GALLONS OF GASOLINE
J B DEWAR	62344	3/17/16	1	778.57	F&R/200 GALLONS OF GASOLINE
J B DEWAR	62344	3/17/16	1	92.41	F&R/PUMP REPAIR - REPLACED FILTER
J B DEWAR	62344	3/17/16	2	92.41	WD/PUMP REPAIR - REPLACED FILTER
J B DEWAR	62344	3/17/16	3	92.42	WW/PUMP REPAIR - REPLACED FILTER
				2,468.53	
JOHN DEERE FINANCIAL	62220	3/1/16	1	522.49	F&R/MONTHLY PMT COMPACT UTILITY TRACTOR 03/2016
JOHN KEMAK, TRUSTEE	62394	3/24/16	1	208.29	RC/ASSIGNMENT DEPOSIT REFUND
JUDITH MCRAE	62396	3/24/16	1	407.96	RC/ASSIGNMENT DEPOSIT REFUND
KD JANNI LANDSCAPING INC.	62232	3/1/16	1	4,180.00	WD/SAN SIMEON DEBRIS FIELD HYDROSEED & WATERNG
KEMAK, JOHN	62393	3/24/16	1	189.73	RC/ASSIGNMENT DEPOSIT REFUND
KRATT, WILLIAM & PHYLLIS	62370	3/23/16	1	198.03	RC/ASSIGNMENT DEPOSIT REFUND
LAHR ELECTRIC MOTORS	62345	3/17/16	1	4,671.42	WW/MAINT & REPAIR TREATMENT PLANT
LIEBERT CASSIDY WHITMORE	62409	3/24/16	1	3,520.00	FD/LEGAL FEES RE: NEGOTIATIONS 2015
LIGHTHOUSE LITHO	62346	3/17/16	1	59.39	F&R/BUSINESS CARDS FOR ANDREW LYMAN MAINT TECH
LUIS & JANET GUTIERREZ	62368	3/23/16	1	446.32	RC/DEPOSIT REFUND (ASSIGN)
MADRID, MONIQUE	62221	3/1/16	1	45.00	ADM/MONTHLY CELL PHONE REIMBURSEMENT 03/2016
MADRID, MONIQUE	62301	3/10/16	1	315.95	ADM/TRAVEL REIMBURSEMENT TRAINING SAN FRANCISCO
				360.95	
MARTIN, CONNIE	62395	3/24/16	1	208.30	RC/ASSIGNMENT DEPOSIT REFUND
MEDSTOP URGENT CARE	62249	3/4/16	1	315.00	F&R/PRE EMPLOYMENT PHYSICALS
MEDSTOP URGENT CARE	62249	3/4/16	2	630.00	ADM/PRE EMPLOYMENT PHYSICALS
				945.00	
MENDENHALL, MARISSA	62397	3/24/16	1	416.59	RC/ASSINGMENET DEPOSIT REFUND
MENDOZA, CARLOS	62222	3/1/16	1	22.50	F&R/MONTHLY CELL PHONE REIMBURSEMNT 03/2016
MENDOZA, CARLOS	62222	3/1/16	2	22.50	ADM/MONTHLY CELL PHONE REIMBURSEMNT 03/2016
				45.00	
MICHAEL EVANS	62293	3/10/16	1	1,975.11	F&R/FINAL MATERIALS FOR TRASH CANS ON MAIN STREET

**CAMBRIA COMMUNITY SERVICES DISTRICT
EXPENDITURE REPORT
FOR THE MONTH OF MARCH, 2016**

<u>Vendor Name</u>	<u>Check #</u>	<u>Check Date</u>	<u>Line #</u>	<u>Line Amt</u>	<u>Line Description</u>
MINER'S ACE HARDWARE	62233	3/1/16	1	166.99	F&R/STIHL WOODCUTTER HELMET SYSTEM
MINER'S ACE HARDWARE	62233	3/1/16	1	58.30	F&R/WORK GLOVES
				225.29	
MISSION LINEN SUPPLY	62234	3/1/16	1	187.01	WD/EXTRA SHIRTS NO NAMES
MISSION LINEN SUPPLY	62302	3/10/16	1	467.52	WD/SANMAR OUTERWEAR BUHL MOORE SMITH HOLT BEN G
MISSION LINEN SUPPLY	62302	3/10/16	1	129.72	WW/LINEN SERVICE FOR FEBRUARY 2016
MISSION LINEN SUPPLY	62302	3/10/16	1	540.89	WD/LINEN SERVICE AND UNIFORM CLEANING
				1,325.14	
NAPA AUTO PARTS	62250	3/4/16	1	63.77	FD/MAINT & REPAIR AUTO CLEANING PRODUCTS
NAPA AUTO PARTS	62250	3/4/16	1	14.42	F&R/MAINT & REPAIR
NAPA AUTO PARTS	62347	3/17/16	1	19.34	WD/MAINT & REPAIR TOW STRAP
NAPA AUTO PARTS	62347	3/17/16	1	78.25	WD/MAINT & REPAIR
NAPA AUTO PARTS	62347	3/17/16	1	43.20	WD/MAINT & REPAIR
NAPA AUTO PARTS	62371	3/23/16	1	21.78	F&R/MAINT & REPAIR PREMIUM BUG WASH
				240.76	
NOBLE SAW, INC.	62235	3/1/16	1	132.50	F&R/CARBURETOR AND FUEL LINE
NOBLE SAW, INC.	62235	3/1/16	1	111.36	F&R/AIR FILTER SPARK PLUGS SHOP SUPPLIES
NOBLE SAW, INC.	62372	3/23/16	1	31.27	F&R/MAINT & REPAIR TRIMMER HEAD
NOBLE SAW, INC.	62372	3/23/16	1	37.69	F&R/MAINT & REPAIR TRIMMER HEAD POCKET KNIFE
				312.82	
O'BRIGHT, TERRY	62398	3/24/16	1	416.59	RC/ASSIGNMENT DEPOSIT REFUND
OASIS EQUIPMENT RENTAL	62303	3/10/16	1	156.00	F&R/ONE DAY RENTAL STUMP GRINDER
PACIFIC GAS & ELECTRIC	62251	3/4/16	1	83.09	WW/ELEC SVC 900 SAN SIMEON CRK RD FEB 2016
PACIFIC GAS & ELECTRIC	62251	3/4/16	1	19.71	ADM/ELEC SVC 1316 TAMSEN #203 FEB 2016
PACIFIC GAS & ELECTRIC	62304	3/10/16	1	576.59	SWF/ELEC SVC 900 S SIMEON CRK TR PLANT FEB 2016
PACIFIC GAS & ELECTRIC	62304	3/10/16	1	9.86	WD/ELEC SVC 7806 VAN GORDON CREEK RD FEB 2016
PACIFIC GAS & ELECTRIC	62304	3/10/16	1	25.18	WD/ELEC SVC 9110 CHARING LANE FEB 2016
PACIFIC GAS & ELECTRIC	62304	3/10/16	2	472.12	WD/ELEC SVC 1320 SAN SIMEON CRK RD FEB 2016
PACIFIC GAS & ELECTRIC	62304	3/10/16	3	695.42	WD/ELEC SVC 1330 SAN SIMEON CRK RD FEB 2016
PACIFIC GAS & ELECTRIC	62304	3/10/16	4	1,497.54	WD/ELEC SVC 1340 SAN SIMEON CRK RD FEB 2016
PACIFIC GAS & ELECTRIC	62304	3/10/16	5	484.89	WD/ELEC SVC 6425 CAMBRIA PINES ROAD FEB 2016
PACIFIC GAS & ELECTRIC	62304	3/10/16	6	30.05	WD/ELEC SVC 988 MANOR WAY FEB 2016
PACIFIC GAS & ELECTRIC	62304	3/10/16	7	2,190.23	WD/ELEC SVC 2031 RODEO GROUNDS RD FEB 2016
PACIFIC GAS & ELECTRIC	62304	3/10/16	8	33.16	WD/ELEC SVC 2499 VILLAGE LANE FEB 2016
PACIFIC GAS & ELECTRIC	62304	3/10/16	9	566.31	WD/ELEC SVC 1975 STUART STREET FEB 2016
PACIFIC GAS & ELECTRIC	62304	3/10/16	1	2,773.44	WD/ELEC SVC 2820 SANTA ROSA CRK WELL PUMP FEB 2016
PACIFIC GAS & ELECTRIC	62348	3/17/16	1	253.27	WW/ELEC SVC LIFT STATION A FEB 2016
PACIFIC GAS & ELECTRIC	62348	3/17/16	2	166.71	WW/ELEC SVC LIFT STATION 9 FEB 2016
PACIFIC GAS & ELECTRIC	62348	3/17/16	3	120.24	WW/ELEC SVC LIFT STATION B2 FEB 2016
PACIFIC GAS & ELECTRIC	62348	3/17/16	4	210.17	WW/ELEC SVC LIFT STATION A1 FEB 2016
PACIFIC GAS & ELECTRIC	62348	3/17/16	5	353.31	WW/ELEC SVC LIFT STATION B FEB 2016
PACIFIC GAS & ELECTRIC	62348	3/17/16	6	167.09	WW/ELEC SVC LIFT STATION B3 FEB 2016
PACIFIC GAS & ELECTRIC	62348	3/17/16	7	300.52	WW/ELEC SVC LIFT STATION B4 FEB 2016
PACIFIC GAS & ELECTRIC	62348	3/17/16	8	22.69	SWF/ELEC SVC LIFT STN WELL PUMP 9P7 SPRAY FLD 2/16
PACIFIC GAS & ELECTRIC	62348	3/17/16	9	19.72	WW/ELEC SVC LIFT STATION 8 FEB 2016
PACIFIC GAS & ELECTRIC	62348	3/17/16	10	11,744.43	WW/ELEC SVC TREATMENT PLANT FEB 2016
PACIFIC GAS & ELECTRIC	62348	3/17/16	11	17.62	WW/ELEC SVC LIFT STATION 4 FEB 2016
PACIFIC GAS & ELECTRIC	62348	3/17/16	12	216.40	WW/ELEC SVC LIFT STATION B1 FEB 2016
PACIFIC GAS & ELECTRIC	62348	3/17/16	1	38.91	F&R/ELEC SVC WEST VILLAGE RESTROOM FEB 2016
PACIFIC GAS & ELECTRIC	62348	3/17/16	2	15.96	F&R/ELEC SVC EAST VILLAGE RESTROOM FEB 2016
PACIFIC GAS & ELECTRIC	62348	3/17/16	3	1,265.52	ALL/ELEC SVC STREET LIGHTING FEB 2016
PACIFIC GAS & ELECTRIC	62348	3/17/16	4	321.35	F&R/ELEC SVC VETERAN'S HALL FEB 2016

**CAMBRIA COMMUNITY SERVICES DISTRICT
EXPENDITURE REPORT
FOR THE MONTH OF MARCH, 2016**

<u>Vendor Name</u>	<u>Check #</u>	<u>Check Date</u>	<u>Line #</u>	<u>Line Amt</u>	<u>Line Description</u>
PACIFIC GAS & ELECTRIC	62348	3/17/16	5	497.72	FD/ELEC SVC 2850 BURTON DRIVE FEB 2016
PACIFIC GAS & ELECTRIC	62348	3/17/16	6	23.99	FD/ELEC SVC 2850 BURTON DRIVE FEB 2016
PACIFIC GAS & ELECTRIC	62348	3/17/16	7	370.11	ADM/ELEC SVC 1316 TAMSEN DRIVE FEB 2016
PACIFIC GAS & ELECTRIC	62348	3/17/16	8	108.68	ADM/ELEC SVC RADIO SHACK FEB 2016
PACIFIC GAS & ELECTRIC	62348	3/17/16	1	2,344.82	SWF/ELEC SVC 900 S SIMEON CRK EVAP POND FEB 2016
				28,036.82	
PICTURE IT FRAMED	62252	3/4/16	1	65.79	ADM/SESQUICENTENNIEL PROCLAMATION
PICTURE IT FRAMED	62373	3/23/16	1	64.73	ADM/FRAME FOR PROCLAMATION - RODRIGUEZ
				130.52	
PLACER TITLE COMPANY	62315	3/10/16	1	679.00	RC/VLM FEES PPAID VILLALOBOS
PREFERRED PUMP & EQUIPMENT LP	62349	3/17/16	1	1,628.01	WW/CHECK VALVE
PROCARE JANITORIAL SUPPLY	62236	3/1/16	1	226.52	ADM/ OPERATING SUPPLIES
PROUD, JAMES & TRICIA	62399	3/24/16	1	208.29	RC/ASSIGNMENT DEPOSIT REFUND
QUILL CORP	62253	3/4/16	1	183.07	ADM/OFFICE SUPPLIES WIRELESS COMBO LASER PAPER
QUILL CORP	62253	3/4/16	1	359.23	ADM/OFFICE SUPPLIES
QUILL CORP	62305	3/10/16	1	73.92	ADM/OFFICE SUPPLIES STAPLES AND INK
QUILL CORP	62350	3/17/16	1	42.11	ADM/OFFICE SUPPLIES BINDERS AND DIVIDERS
QUILL CORP	62350	3/17/16	1	276.19	WW/OFFICE SUPPLIES CALENDARS
QUILL CORP	62350	3/17/16	1	8.59	ADM/OFFICE SUPPLIES FILE FOLDERS
QUILL CORP	62375	3/23/16	1	272.75	ADM/LASER PAPER, WATER, MOUSE PAD, REPT COVERS
QUILL CORP	62375	3/23/16	2	(15.04)	ADM/MESH LETTER TRAY DAMAGERED - CREDIT
QUILL CORP	62375	3/23/16	1	99.96	ADM/12 COMPARTMENT ORGANIZER
QUILL CORP	62375	3/23/16	1	10.94	ADM/OFFICE SUPPLIES MOUSE PAD
QUILL CORP	62375	3/23/16	1	3.20	ADM/OFFICE SUPPLIES
QUILL CORP	62375	3/23/16	1	48.84	ADM/OFFICE SUPPLIES BINDERS
QUILL CORP	62375	3/23/16	1	110.72	ADM/PAPER CLIPS FOLDER FRAMES VIEW BINDERS
				1,474.48	
QUINN RENTAL SERVICE	62306	3/10/16	1	184.58	F&R/RENTAL ELECTRIC SCISSOR LIFT
RAIN FOR RENT	62376	3/23/16	1	818.40	WD/FRESH WATER TANK REPLACEMENT PARTS
RETIREE00	62255	3/9/16	1	420.67	WD/MONTHLY HEALTH INSUR PREMIUM REIMB APR '16
RETIREE01	62256	3/9/16	1	991.30	WW/MONTHLY HEALTH INSUR PREMIUM REIMB FOR APR '16
RETIREE05	62257	3/9/16	1	420.67	WW/MONTHLY HEALTH INSUR PREMIUM REIMB FOR APR '16
RETIREE06	62258	3/9/16	1	142.18	WD/MONTHLY HEALTH INSUR PREMIUM REIMB FOR APR '16
RETIREE07	62259	3/9/16	1	147.83	WD/MONTHLY HEALTH INSUR PREMIUM REIMB FOR APR '16
RETIREE08	62260	3/9/16	1	420.67	WD/MONTHLY HEALTH INSUR PREMIUM REIMB FOR APR '16
RETIREE09	62261	3/9/16	1	147.83	ADM/MONTHLY HEALTH INSUR PREMIUM REIMB FOR APR '16
RETIREE10	62262	3/9/16	1	147.83	ADM/MONTHLY HEALTH INSUR PREMIUM REIMB FOR APR '16
RETIREE11	62263	3/9/16	1	147.83	ADM/MONTHLY HEALTH INSUR PREMIUM REIMB FOR APR '16
RETIREE12	62264	3/9/16	1	1,007.80	WW/MONTHLY HEALTH INSUR PREMIUM REIMB FOR APR '16
RETIREE13	62265	3/9/16	1	147.83	FD/MONTHLY HEALTH INSUR PREMIUM REIMB FOR APR '16
RETIREE14	62266	3/9/16	1	147.83	F&R/MONTHLY HEALTH INSUR PREM REIMB FOR APR '16
RETIREE15	62267	3/9/16	1	142.12	FD/MONTHLY HEALTH INSUR PREMIUM REIMB FOR APR '16
RETIREE16	62268	3/9/16	1	409.23	WD/MONTHLY HEALTH INSUR PREMIUM REIMB FOR APR '16
RETIREE17	62269	3/9/16	1	409.23	ADM/MONTHLY HEALTH INSUR PREMIUM REIMB FOR APR '16
RETIREE19	62270	3/9/16	1	1,007.80	FD/MONTHLY HEALTH INSUR PREMIUM REIMB FOR APR '16
RETIREE20	62271	3/9/16	1	147.83	WW/MONTHLY HEALTH INSUR PREMIUM REIMB FOR APR '16
RETIREE21	62272	3/9/16	1	142.12	WW/MONTHLY HEALTH INSUR PREMIUM REIMB FOR APR '16
RETIREE22	62273	3/9/16	1	298.95	WW/MONTHLY HEALTH INSUR PREMIUM REIMB FOR APR '16
RETIREE23	62274	3/9/16	1	409.23	ADM/MONTHLY HEALTH INSUR PREMIUM REIMB FOR APR '16

**CAMBRIA COMMUNITY SERVICES DISTRICT
EXPENDITURE REPORT
FOR THE MONTH OF MARCH, 2016**

<u>Vendor Name</u>	<u>Check #</u>	<u>Check Date</u>	<u>Line #</u>	<u>Line Amt</u>	<u>Line Description</u>
RETIREE24	62275	3/9/16	1	147.83	F&R/MONTHLY HEALTH INSUR PREMIUM REIMB FOR APR '16
RETIREE26	62276	3/9/16	1	767.35	ADM/MONTHLY HEALTH INSUR PREMIUM REIMB FOR APR '16
RETIREE27	62277	3/9/16	1	991.30	FD/MONTHLY HEALTH INSUR PREMIUM REIMB FOR APR '16
RETIREE28	62278	3/9/16	1	420.67	F&R/MONTHLY HEALTH INSUR PREMIUM REIMB FOR APR '16
RETIREE29	62279	3/9/16	1	452.77	ADM/MONTHLY HEALTH INSUR PREMIUM REIMB FOR APR '16
RETIREE30	62280	3/9/16	1	433.14	WD/MONTHLY HEALTH INSUR PREMIUM REIMB FOR APR '16
RETIREE31	62281	3/9/16	1	433.14	ADM/MONTHLY HEALTH INSUR PREMIUM REIMB FOR APR '16
RETIREE32	62282	3/9/16	1	991.30	ADM/MONTHLY HEALTH INSUR PREMIUM REIMB FOR APR '16
RETIREE33	62283	3/9/16	1	433.14	ADM/MONTHLY HEALTH INSUR PREMIUM REIMB FOR APR '16
RETIREE34	62284	3/9/16	1	991.30	FD/MONTHLY HEALTH INSUR PREMIUM REIMB FOR APR '16
				13,318.72	
RUTAN & TUCKER, LLP	62316	3/10/16	1	127.29	SWF/LANDWATCH CEQA PETITION - LEGAL SERV BAL DUE
RUTAN & TUCKER, LLP	62377	3/23/16	1	2,910.00	SWF/LANDWATCH CEQA PETITION LEGAL SERVICES
				3,037.29	
SCHOLPP, PAULA	62400	3/24/16	1	208.30	RC/ASSIGNMENT DEPOSTI REFUND
SETTIMI, JANINE	62401	3/24/16	1	189.73	RC/ASSIGNMENT DEPOSIT REFUND
SLO CAPRA	62241	3/2/16	1	25.00	PR/2016 COMMISSIONERS WORKSHOP 03/06/04 S COOPER
SLO COUNTY ASSESSOR	62378	3/23/16	1	408.85	ADM/PARCEL REPORTS DOWNLOAD FOR ASSESSMENTS
SLO COUNTY PLANNING DEPT.	62237	3/1/16	1	1,000.00	RS/VOLUNTARY MERGER APPL FEES HOLDING ACCOUNT
SP MAINTENANCE SERVICES, INC.	62238	3/1/16	1	1,017.00	F&R/STREET LIGHTS 1053 MAIN TO 2194 MAIN ST OUT
STAFFORD, BARBARA	62402	3/24/16	1	203.98	RC/ASSIGNMENT DEPOSIT REFUND
STANLEY L COOPER	62313	3/10/16	1	34.56	ADM/MILEAGE REIMB PARKS & REC COMMISSIONERS WKSHOP
STATE OF CALIFORNIA	62308	3/10/16	1	375.00	FD/FINGERPRINT PROCESSING RESERVISTS
STATE WATER RESOURCE CONTROL B	62351	3/17/16	1	1,282.00	WW/ANNUAL PERMIT FEE 07/01/15 - 06/30/16 WWTP
STRASEN, C WILLIAM & CYNTHIA J	62403	3/24/16	1	208.30	RC/ASSIGNMENT DEPOSIT REFUND
THE DOCUTEAM	62291	3/10/16	1	369.03	ADM/DOCUMENT STORAGE 2/1-2/29/16
THE GAS COMPANY	62229	3/1/16	1	66.50	ADM/GAS SVC 1316 TAMSEN #201 FEBRUARY 2016
THE GAS COMPANY	62229	3/1/16	1	45.58	ADM/GAS SVC 1316 TAMSEN #203 FEBRUARY 2016
THE GAS COMPANY	62248	3/4/16	1	141.23	F&R/GAS SVC VETERAN'S HALL FEBRUARY 2016
THE GAS COMPANY	62297	3/10/16	1	51.40	FD/GAS SVC 5490 HEATH LANE FEB 2016
THE GAS COMPANY	62297	3/10/16	1	28.12	WW/GAS SVC 5500 HEATH LANE #B FEB 2016
THE GAS COMPANY	62297	3/10/16	1	64.18	WW/GAS SVC 5500 HEATH LANE FEB 2016
THE GAS COMPANY	62314	3/10/16	1	91.31	FD/GAS SVC 2850 BURTON DRIVE FEB 2016
				488.32	
THE TRIBUNE	62309	3/10/16	1	516.00	FD/FIREFIGHTER RECRUITMENT AD 01/06 - 01/14/16
THE TRIBUNE	62309	3/10/16	1	100.00	WW/WASTE WATER SUP RECRUIT 01/14 - 1/21/16
THE TRIBUNE	62309	3/10/16	2	100.00	WW/WASTE WATER SYS GRADE II 01/14 - 1/21/16
THE TRIBUNE	62309	3/10/16	1	179.50	F&R/FISCALINI RNCH PUB NOTICE COMMENTS ON PARK PLN
THE TRIBUNE	62309	3/10/16	1	516.00	WW/WASTE WATER SUP ADVERT 12/17/15 - 12/24/15
THE TRIBUNE	62309	3/10/16	1	516.00	WW/WASTE WATER SYS GRADE II AD 12/24/16 - 01/07/16
				1,927.50	
THOMAS S. GRAY	62298	3/10/16	1	725.00	SWF/PUBLIC OUTREACH SERVICE FEBRUARY 2016

**CAMBRIA COMMUNITY SERVICES DISTRICT
EXPENDITURE REPORT
FOR THE MONTH OF MARCH, 2016**

<u>Vendor Name</u>	<u>Check #</u>	<u>Check Date</u>	<u>Line #</u>	<u>Line Amt</u>	<u>Line Description</u>
THOMPSON, MICHAEL	62254	3/4/16	1	49.68	ADM/REIMB TRVL EXP CSDA ANNUAL MEETING AVILA BEACH
TURIGAN, ELIZABETH A	62405	3/24/16	1	208.29	RC/ASSIGNMENT DEPOSIT REFUND
UNITED RENTALS (NA) INC.	62352	3/17/16	1	124.92	WW/6 BROOMS WITH 16" HANDLES
UNITED RENTALS (NA) INC.	62352	3/17/16	1	3,120.94	WW/PUMP & SUPER VAC ASSIST INVOICE 134195118-002
				<u>3,245.86</u>	
USA BLUE BOOK	62310	3/10/16	1	80.76	WW/INVERTED PAINT APWA GREEN CASE OF 12
USA BLUE BOOK	62310	3/10/16	1	208.67	WW/THICKSTER GLOVES LATEX GLOVES
USA BLUE BOOK	62310	3/10/16	1	43.17	WW/INTELICAL ULTRA PH FILL SOLUTION
USA BLUE BOOK	62353	3/17/16	1	231.16	WD/LEAD FREE BRASS RING, PIPE LOCATOR
USA BLUE BOOK	62353	3/17/16	1	271.71	WW/MANHOLE SETTER SLING
USA BLUE BOOK	62353	3/17/16	1	23.60	WD/LEAD FREE BRASS SWING CHECK VALVE
USA BLUE BOOK	62353	3/17/16	1	248.42	WW/TELESCOPING WAND FOR PRESSURE WASHER
USA BLUE BOOK	62380	3/23/16	1	42.90	WD/FLOAT SWITCH WEIGHT ASSEMBLY
				<u>1,150.39</u>	
VERIZON WIRELESS	62354	3/17/16	1	35.17	FD/MONTHLY CELL PHONE SERV WATER TENDER FEB 2016
VERIZON WIRELESS	62354	3/17/16	2	100.17	FD/MONTHLY CELL PHONE SERV ENGINE 5791 FEB 2016
VERIZON WIRELESS	62354	3/17/16	1	36.30	F&R/MONTHLY ON CALL CELL PHONE SERVICE FEB 2016
VERIZON WIRELESS	62354	3/17/16	2	69.95	WD/MONTHLY ON CALL CELL PHONE SERVICE FEB 2016
VERIZON WIRELESS	62354	3/17/16	3	71.30	WW/MONTHLY ON CALL CELL PHONE SERVICE FEB 2016
VERIZON WIRELESS	62354	3/17/16	4	22.97	ADM/MONTHLY CELL PHONE SERVICE FEB 2016
				<u>335.86</u>	
VIC'S BACKHOE SERVICE	62311	3/10/16	1	1,210.00	WD/FISCALINI WATER TANK VALVES BACKHOE SERVICE
VICKI AFFENTRANGER	62242	3/2/16	1	59.40	MQ CUSTOMER REFUND FOR AFF0001
WILLMOTT, CORT AND PATRICIA	62406	3/24/16	1	416.59	RC/ASSIGNMENT DEPOSIT REFUND
WILSON, ROBERT & BARBARA	62410	3/24/16	1	198.03	RC/ASSIGNMENT DEPOSIT REFUND
WINSOR CONSTRUCTION, INC.	62240	3/1/16	1	160.00	F&R/GREEN WASTE DISPOSAL 02/24/16
WINSOR CONSTRUCTION, INC.	62355	3/17/16	1	570.00	WD/GREEN WASTE REMOVAL
WINSOR CONSTRUCTION, INC.	62355	3/17/16	1	14,445.00	WD/MOVING EQUIP TO & FROM DEBRI FIELD TO CLEAR JAM
WINSOR CONSTRUCTION, INC.	62355	3/17/16	1	16,494.00	WD/WELL FIELD - GRADE, BASE AND ROLL ROADS
WINSOR CONSTRUCTION, INC.	62355	3/17/16	1	150.00	F&R/GREEN WASTE DISPOSAL 2/25/16 AND 2/26/16
				<u>31,819.00</u>	
YOUNGDAHL, BONNIE	62408	3/24/16	1	208.29	RC/ASSIGNMENT DEPOSIT REFUND
ZEE MEDICAL SERVICE CO.	62381	3/23/16	1	73.10	ADM/REPLACE FIRST AID SUPPLIES IN CABINET
	62164	3/10/16	9000	(2,180.00)	Ck# 062164 Reversed
Accounts Payable Vendor Subtotal				<u>342,702.43</u>	
AFLAC (AMER FAM LIFE INS)	4541	3/11/16	1	134.94	VOLUNTARY INS-PRETAX
AFLAC (AMER FAM LIFE INS)	4541	3/11/16	1	13.44	VOLUNTARY INS-PRETAX
AFLAC (AMER FAM LIFE INS)	4553	3/25/16	1	134.94	VOLUNTARY INS-PRETAX
AFLAC (AMER FAM LIFE INS)	4553	3/25/16	1	13.44	VOLUNTARY INS-PRETAX
AMERITAS	4563	3/31/16	1	2,583.34	DENTAL INSURANCE-YER
AMERITAS	4563	3/31/16	2	63.46	DENTAL INSURANCE-YER
AMERITAS	4563	3/31/16	3	63.46	DENTAL INSURANCE-YER
AMERITAS	4563	3/31/16	4	(188.37)	DENTAL INSURANCE-YER

**CAMBRIA COMMUNITY SERVICES DISTRICT
EXPENDITURE REPORT
FOR THE MONTH OF MARCH, 2016**

<u>Vendor Name</u>	<u>Check #</u>	<u>Check Date</u>	<u>Line #</u>	<u>Line Amt</u>	<u>Line Description</u>
AMERITAS	4563	3/31/16	5	0.11	DENTAL INSURANCE-YER
AMERITAS	4563	3/31/16	1	312.58	DENTAL INSURANCE-YER
CAMBRIA COMMUNITY SERVICES DIS	4542	3/11/16	1	900.00	MEDICAL REIMBURSEMNT
CAMBRIA COMMUNITY SERVICES DIS	4542	3/11/16	2	250.00	MEDICAL REIMBURSEMNT
CAMBRIA COMMUNITY SERVICES DIS	4542	3/11/16	3	100.00	MEDICAL REIMBURSEMNT
CAMBRIA COMMUNITY SERVICES DIS	4542	3/11/16	4	250.00	MEDICAL REIMBURSEMNT
CAMBRIA COMMUNITY SERVICES DIS	4542	3/11/16	5	150.00	MEDICAL REIMBURSEMNT
CAMBRIA COMMUNITY SERVICES DIS	4542	3/11/16	6	250.00	MEDICAL REIMBURSEMNT
CAMBRIA COMMUNITY SERVICES DIS	4554	3/25/16	1	900.00	MEDICAL REIMBURSEMNT
CAMBRIA COMMUNITY SERVICES DIS	4554	3/25/16	2	250.00	MEDICAL REIMBURSEMNT
CAMBRIA COMMUNITY SERVICES DIS	4554	3/25/16	3	100.00	MEDICAL REIMBURSEMNT
CAMBRIA COMMUNITY SERVICES DIS	4554	3/25/16	4	250.00	MEDICAL REIMBURSEMNT
CAMBRIA COMMUNITY SERVICES DIS	4554	3/25/16	5	150.00	MEDICAL REIMBURSEMNT
CAMBRIA COMMUNITY SERVICES DIS	4554	3/25/16	6	250.00	MEDICAL REIMBURSEMNT
CAMBRIA FIRE FIGHTERS LOCAL 46	4544	3/11/16	1	240.00	DUES-FIRE IAFF
CAMBRIA FIRE FIGHTERS LOCAL 46	4557	3/25/16	1	240.00	DUES-FIRE IAFF
CAMBRIA FIREFIGHTERS ASSN	4556	3/25/16	1	118.20	RESERVE FIREFTR DUES
EMPLOYMENT DEVELOPMENT DP	4543	3/11/16	1	2,489.82	STATE INCOME TAX
EMPLOYMENT DEVELOPMENT DP	4543	3/11/16	1	659.22	STATE INCOME TAX
EMPLOYMENT DEVELOPMENT DP	4555	3/25/16	1	3,971.63	STATE INCOME TAX
EMPLOYMENT DEVELOPMENT DP	4555	3/25/16	1	849.98	STATE INCOME TAX
H.O.B.-DIRECT DEPOSIT	4545	3/11/16	1	2,975.00	Direct Deposit Flat
H.O.B.-DIRECT DEPOSIT	4545	3/11/16	1	44,219.57	Direct Deposit Flat
H.O.B.-DIRECT DEPOSIT	4558	3/25/16	1	2,975.00	Direct Deposit Flat
H.O.B.-DIRECT DEPOSIT	4558	3/25/16	1	56,035.78	Direct Deposit Flat
ICMA-VNTGPT TRSFR AGT 457	4547	3/11/16	1	1,773.33	457 DEFERRED COMP
ICMA-VNTGPT TRSFR AGT 457	4547	3/11/16	1	809.25	457 DEFERRED COMP
ICMA-VNTGPT TRSFR AGT 457	4560	3/25/16	1	1,773.33	457 DEFERRED COMP
ICMA-VNTGPT TRSFR AGT 457	4560	3/25/16	1	809.25	457 DEFERRED COMP
IRS/FEDERAL PARYOLL TAXES	4546	3/11/16	1	7,870.06	FEDERAL INCOME TAX
IRS/FEDERAL PARYOLL TAXES	4546	3/11/16	1	9,240.88	FEDERAL INCOME TAX
IRS/FEDERAL PARYOLL TAXES	4546	3/11/16	1	2,161.18	FEDERAL INCOME TAX
IRS/FEDERAL PARYOLL TAXES	4559	3/25/16	1	11,864.08	FEDERAL INCOME TAX
IRS/FEDERAL PARYOLL TAXES	4559	3/25/16	1	11,710.64	FEDERAL INCOME TAX
IRS/FEDERAL PARYOLL TAXES	4559	3/25/16	1	2,738.78	FEDERAL INCOME TAX
LINCOLN FINANCIAL GROUP	4564	3/31/16	1	181.73	LIFE INSURANCE
LINCOLN FINANCIAL GROUP	4564	3/31/16	2	(19.89)	LIFE INSURANCE
PERS HEALTH BENEFIT SERV	4566	3/31/16	1	25,077.12	MEDICAL INSURANC-YER
PERS HEALTH BENEFIT SERV	4566	3/31/16	2	(78.26)	MEDICAL INSURANC-YER
PERS HEALTH BENEFIT SERV	4566	3/31/16	3	625.00	MEDICAL INSURANC-YER
PERS HEALTH BENEFIT SERV	4566	3/31/16	4	125.00	MEDICAL INSURANC-YER
PERS HEALTH BENEFIT SERV	4566	3/31/16	5	1,125.00	MEDICAL INSURANC-YER
PERS HEALTH BENEFIT SERV	4566	3/31/16	6	750.00	MEDICAL INSURANC-YER
PERS HEALTH BENEFIT SERV	4566	3/31/16	7	750.00	MEDICAL INSURANC-YER
PERS HEALTH BENEFIT SERV	4566	3/31/16	8	101.68	MEDICAL INSURANC-YER
PERS HEALTH BENEFIT SERV	4566	3/31/16	9	55.84	MEDICAL INSURANC-YER
PERS HEALTH BENEFIT SERV	4566	3/31/16	1	4,906.52	MEDICAL INSURANC-YER
PERS RETIREMENT SYSTEM	4548	3/11/16	1	(0.01)	PERS PAYROLL REMITTANCE
PERS RETIREMENT SYSTEM	4548	3/11/16	2	13,938.47	PERS PAYROLL REMITTANCE
PERS RETIREMENT SYSTEM	4561	3/25/16	1	0.01	PERS PAYROLL REMITTANCE
PERS RETIREMENT SYSTEM	4561	3/25/16	2	14,900.20	PERS PAYROLL REMITTANCE
PERS RETIREMENT SYSTEM	4565	3/31/16	1	8,790.07	UNFUNDED ACCRUED LIABILTY
PERS RETIREMENT SYSTEM	4565	3/31/16	2	2,947.71	UNFUNDED ACCRUED LIABILTY
PERS RETIREMENT SYSTEM	4565	3/31/16	3	7,496.68	UNFUNDED ACCRUED LIABILTY
PERS RETIREMENT SYSTEM	4565	3/31/16	4	6,234.54	UNFUNDED ACCRUED LIABILTY
PERS RETIREMENT SYSTEM	4565	3/31/16	5	2,800.00	UNFUNDED ACCRUED LIABILTY
SEIU LOCAL 620	4549	3/11/16	1	357.68	SEIU UNION DUES
SEIU LOCAL 620	4562	3/25/16	1	357.68	SEIU UNION DUES

CAMBRIA COMMUNITY SERVICES DISTRICT
EXPENDITURE REPORT
FOR THE MONTH OF MARCH, 2016

<u>Vendor Name</u>	<u>Check #</u>	<u>Check Date</u>	<u>Line #</u>	<u>Line Amt</u>	<u>Line Description</u>
				<i>Payroll Payable Vendor Subtotal</i>	<u>263,879.09</u>
TOTAL DISBURSEMENT FOR MARCH, 2016					<u>606,581.52</u>

CAMBRIA COMMUNITY SERVICES DISTRICT

TO: Board of Directors

AGENDA NO. **7.B.**

FROM: Jerry Gruber, General Manager

Meeting Date: April 28, 2016 Subject: CONSIDERATION TO INCREASE THE FUNDING AUTHORIZATION FOR THE CONSULTANT SERVICES AGREEMENT WITH FLUID RESOURCES MANAGEMENT BY AN AMOUNT NOT TO EXCEED \$10,000

RECOMMENDATIONS:

Staff recommends that the Board of Directors authorize an increase in the funding for the Consultant Services Agreement with Fluid Resources Management (“FRM”) by an amount not to exceed \$10,000 for assistance in operating the Wastewater Treatment Plant (“WWTP”).

FISCAL IMPACT:

The fiscal impact is estimated to be no more than \$10,000. The additional amount requested is offset by salary and benefit costs that were saved as a result of vacant positions at the WWTP.

DISCUSSION:

As the Board is aware, in December, 2015, the CCSD entered into a Consultant Services Agreement with FRM for assistance in operating the WWTP due to the sudden departure of the Wastewater Department Supervisor. Since December, the District has been invoiced a total of \$47,903.60 for FRM’s services through March, 2016, and has been given a preliminary estimate of \$5,511.10 for the work performed through April 15. The current funding authorization will be approximately \$8,414.70 short, provided that the estimate is accurate.

Operation of the Wastewater Treatment Plant requires a Class III level operator. FRM possesses that license and had been functioning as the Chief Plant Operator. A new Wastewater Department Supervisor has been hired and started work on Monday, April 11, 2016. To assist in the transition, an overlap with the new Wastewater Department Supervisor was provided through Friday, April 15, 2016.

BOARD ACTION: Date _____ Approved: _____ Denied: _____

UNANIMOUS:___ROBINETTE___ THOMPSON ___ BAHRINGER ___ RICE___ SANDERS___

CAMBRIA COMMUNITY SERVICES DISTRICT

TO: Board of Directors

AGENDA NO. **7.C.**

FROM: Jerry Gruber, General Manager

Meeting Date: April 28, 2016

Subject: CONSIDERATION OF ADOPTION OF
RESOLUTION 17-2016 DECLARING A
PUBLIC NUISANCE FOR THE
ANNUAL FIRE HAZARD FUEL
REDUCTION PROGRAM

RECOMMENDATIONS:

1. Adopt Resolution 17-2016 declaring a public nuisance within the Cambria Community Services District (CCSD).
2. Direct staff to proceed with mailing notices to abate and remove hazardous wildland fuels, in order to maintain community defensible space.

FISCAL IMPACT:

All costs are billed directly to the property owners via the San Luis Obispo County tax rolls.

DISCUSSION:

Each year the Fire Department conducts a Fire Hazard Fuel Reduction Program (FHFRP) to abate vegetation and hazardous wildland fire fuels. In addition, on March 26, 2015, the Board adopted Resolution 08-2015 declaring a state of emergency in Cambria due to the extreme risk of a catastrophic fire.

The FHFRP is carried out pursuant to the authority contained in Government Code Sections 61100(d) and (t) and Health and Safety Code Sections 14875 et seq., and is initiated by the Board's adoption of a resolution declaring the vegetation and hazardous wildland fire fuels on the identified properties to be a public nuisance. In this respect it should be noted that the definition of "weeds" in Health and Safety Code Section 14875 includes, "Dry grass, stubble, brush, litter, or other flammable material which endangers the public safety by creating a fire hazard."

There are approximately 1899 vacant parcels within the CCSD that Fire Department staff inspects for compliance. Notices are then sent to those property owners whose properties require fire hazard fuel reduction work. In accordance with the procedures in the Health and Safety Code, a public hearing is being scheduled to be held on August 3, 2016. Thereafter, all parcels that were inspected and found to be either not cleared or non-compliant after the July 22, 2016 deadline are placed on a contract list and are abated by the CCSD's contractor. The

number of properties requiring annual clearance by the CCSD's contractor typically varies from 50 to 100 parcels.

Based upon the procedure previously approved by the Board, non-compliant parcels cleared by the CCSD's contractor will be billed by the CCSD for the actual cost of clearing plus a \$100 administrative fee if paid after being billed by the District. Billing not collected by November 30, 2016 will be rolled over to the 2017 County tax roll and assessed the entire \$200 administrative fee that is provided for in the District's User Fee Schedule (to total the \$200 administrative fee plus actual costs if the billing goes to the County tax roll).

Attachments: Resolution 17-2016
Exhibit "A" to Resolution 17-2016
2016 FHFR Program Schedule
2016 Notice to Property Owners

BOARD ACTION: Date _____ Approved: _____ Denied: _____

UNANIMOUS:___ROBINETTE___ THOMPSON ___ BAHRINGER ___ RICE ___ SANDERS___

RESOLUTION 17-2016
DATED: APRIL 28, 2016

RESOLUTION OF THE BOARD OF DIRECTORS
DECLARING A PUBLIC NUISANCE WITHIN THE
CAMBRIA COMMUNITY SERVICES DISTRICT

WHEREAS, the Cambria Community Services District (CCSD) is a duly formed Community Services District which has the power to provide fire protection services; and

WHEREAS, pursuant to the authority in Government Code Section 61100(d) and (t) and Health and Safety Code Sections 14875, et. seq., Community Services Districts may declare vegetation and wildland fire fuels a public nuisance for the purpose of proceeding with Weed Abatement/Fire Hazard/Fuel Reduction Program; and

WHEREAS, on March 26, 2015 the CCSD Board of Directors adopted Resolution 08-2015 declaring a state of emergency in Cambria due to the extreme risk of a catastrophic fire; and

WHEREAS, it is in the public interest that vegetation and hazardous live and dead fire fuels within said Cambria Community Services District be abated as a critical aid to wildfire prevention and community defensible space, as well as for protection of the fragile Cambria ecosystem.

NOW, THEREFORE, BE IT RESOLVED by the Board of Directors of the Cambria Community Services District as follows:

Section 1. That the recitals set forth herein above are true, correct and valid.

Section 2. That the vegetation and hazardous wildland fire fuels located on the private properties described on the attached document marked Exhibit A, which is incorporated herein by this reference as though here fully set forth, all of which are located within said District, are hereby declared a public nuisance.

Section 3. In accordance with Health & Safety Code Section 14890, the CCSD Fire Chief is hereby designated as the person to give the notice to destroy, modify, abate and remove vegetation and other fire hazard fuels; said notice shall include that abatement be performed by property owners or locally certified contractors.

Section 4. That said nuisance, unless timely otherwise corrected, shall be abated by the CCSD, with the cost thereof to be assessed upon the parcels from which said nuisance is abated.

Section 5. That a public hearing shall be held on the proposed abatement of vegetation and hazardous wildland fire fuels on the 3rd of August, 2016 at 11:00 A.M. at the following address: Cambria Veterans Memorial Building, 1000 Main Street, Cambria, California, to provide an opportunity for all property owners having any objections to the proposed removal of such weeds to be heard and given due consideration.

Section 6. That the District Clerk be, and hereby is authorized and directed to mail notice of said hearing to property owners as their names and addresses appear from the last equalized

assessment role as authorized by Health & Safety Code Section 14896.

By unanimous vote on the motion of Director _____, seconded by Director _____, Resolution No.17-2016 is hereby adopted.

Gail Robinette
President, Board of Directors

ATTEST:

APPROVED AS TO FORM:

Monique Madrid
District Clerk

Timothy J. Carmel
District Counsel

Parcel	Use
013.084.005	A
013.084.006	A
013.084.011	A
013.084.017	A
013.084.018	A
013.084.028	A
013.084.035	A
013.084.036	A
013.084.039	A
013.084.041	A
013.084.042	A
013.084.046	A
013.085.006	B
013.085.009	B
013.085.010	B
013.101.046	A
013.101.054	A
013.101.058	A
013.101.061	A
013.101.063	A
013.111.004	B
013.122.005	A
013.131.038	B
013.141.018	B
013.151.020	A
013.151.034	B
013.151.045	A
013.221.017	B
013.232.004	A
013.251.011	A
013.264.019	A
013.264.023	A
013.292.009	A
013.292.012	A
013.292.018	A
013.294.005	A
013.301.047	A
013.311.001	A
013.311.008	A
013.311.011	A
013.313.014	A
013.321.001	A
013.323.007	A
013.323.008	A

013.323.009	A
013.331.007	A
013.331.041	A
013.341.011	A
013.341.022	A
013.341.023	A
013.341.025	A
013.351.005	A
013.351.010	A
013.351.014	A
013.351.039	A
013.351.043	A
013.351.046	A
013.351.052	A
013.371.021	A
013.371.024	A
022.022.037	A
022.023.012	A
022.023.025	A
022.026.035	A
022.031.020	A
022.031.021	A
022.035.004	A
022.041.002	A
022.042.044	A
022.042.047	A
022.043.017	A
022.046.001	A
022.052.041	A
022.052.050	A
022.052.051	A
022.053.009	A
022.053.041	A
022.053.046	A
022.063.001	B
022.071.002	A
022.071.027	A
022.071.041	A
022.071.042	A
022.071.043	A
022.071.046	A
022.071.047	A
022.071.057	A
022.071.059	A
022.071.067	A
022.071.078	A
022.071.084	A

022.071.085	A
022.072.034	A
022.072.036	A
022.083.025	A
022.083.030	A
022.083.031	A
022.083.033	A
022.083.055	A
022.083.063	A
022.084.008	A
022.084.020	A
022.084.046	A
022.084.051	A
022.091.017	A
022.091.019	A
022.091.036	A
022.091.038	A
022.093.007	A
022.093.009	A
022.093.011	A
022.093.012	A
022.093.013	A
022.093.014	A
022.093.015	A
022.093.016	A
022.093.018	A
022.093.019	A
022.093.023	A
022.093.024	A
022.093.025	A
022.093.027	B
022.093.028	B
022.093.029	B
022.093.030	A
022.093.038	A
022.093.042	A
022.093.043	A
022.093.051	A
022.093.052	A
022.123.003	A
022.123.022	A
022.131.005	A
022.131.016	A
022.131.017	A
022.131.018	A
022.131.019	A
022.131.020	A

022.131.029	A
022.131.032	A
022.131.044	A
022.131.045	A
022.131.049	A
022.131.051	A
022.131.054	A
022.131.055	A
022.141.002	A
022.141.012	A
022.151.010	A
022.151.012	A
022.151.013	A
022.151.014	A
022.151.015	A
022.151.017	A
022.151.027	A
022.151.033	A
022.151.034	A
022.151.040	A
022.151.050	A
022.151.051	A
022.151.058	A
022.151.061	A
022.151.065	A
022.151.066	A
022.151.068	A
022.151.074	A
022.151.079	A
022.151.080	A
022.171.020	A
022.171.027	A
022.171.045	A
022.171.046	A
022.172.008	A
022.172.032	A
022.172.035	A
022.181.008	A
022.181.022	A
022.181.038	A
022.182.054	A
022.191.028	A
022.191.031	A
022.191.032	A
022.191.033	A
022.192.010	A
022.192.011	A

022.192.025	A
022.192.031	A
022.192.042	A
022.192.046	A
022.193.012	A
022.193.020	A
022.201.002	A
022.201.052	A
022.201.077	A
022.202.025	A
022.212.015	B
022.212.016	B
022.212.017	B
022.212.018	A
022.223.005	A
022.225.001	A
022.225.002	A
022.225.004	A
022.225.011	A
022.225.012	A
022.226.009	A
022.226.016	A
022.226.020	A
022.227.001	A
022.227.005	A
022.227.022	A
022.227.027	A
022.231.008	A
022.231.019	A
022.231.022	A
022.232.016	A
022.232.039	A
022.241.036	A
022.242.031	A
022.243.029	A
022.243.030	A
022.261.002	A
022.261.011	A
022.261.017	A
022.261.028	A
022.261.054	A
022.261.061	A
022.261.067	A
022.271.001	A
022.271.008	A
022.271.015	A
022.271.036	A

022.282.011	A
022.283.017	A
022.291.024	A
022.292.003	A
022.302.020	A
022.302.021	A
022.312.007	A
022.312.012	A
022.312.013	A
022.312.033	A
022.312.035	A
022.312.036	A
022.313.033	A
022.321.001	A
022.321.010	A
022.322.020	A
022.323.032	A
022.331.022	A
022.331.032	A
022.332.004	A
022.333.010	A
022.341.011	A
022.341.031	A
022.341.037	A
022.341.040	A
022.342.008	A
022.342.016	A
022.342.028	A
022.342.031	A
022.342.034	A
022.343.002	A
022.343.013	A
022.343.020	A
022.343.026	A
022.343.036	A
022.343.037	A
022.351.003	A
022.351.008	A
022.371.005	A
022.371.011	A
023.013.013	A
023.013.019	A
023.013.025	A
023.014.020	A
023.015.018	A
023.015.019	A
023.015.020	A

023.015.021	A
023.015.022	A
023.016.024	A
023.016.026	A
023.016.033	A
023.016.037	A
023.016.040	A
023.016.041	A
023.016.043	A
023.016.044	A
023.017.003	A
023.017.004	A
023.017.027	A
023.017.036	A
023.017.041	A
023.018.005	A
023.018.006	A
023.018.009	A
023.018.026	A
023.018.029	A
023.019.005	A
023.019.006	A
023.019.011	A
023.019.022	A
023.019.039	A
023.021.011	A
023.021.019	A
023.021.023	A
023.022.002	A
023.022.015	A
023.022.021	A
023.023.020	A
023.025.001	A
023.025.002	A
023.025.013	A
023.025.019	A
023.025.020	A
023.025.022	A
023.025.027	A
023.026.008	A
023.032.004	A
023.032.005	A
023.034.004	A
023.034.008	A
023.034.012	A
023.034.013	A
023.035.005	A

023.035.008	A
023.035.012	A
023.035.013	A
023.035.014	A
023.035.021	A
023.036.004	A
023.036.009	A
023.036.010	A
023.036.017	A
023.036.020	A
023.036.021	A
023.036.030	A
023.036.031	A
023.036.036	A
023.042.016	A
023.043.015	A
023.044.018	A
023.045.001	A
023.045.006	A
023.045.007	A
023.045.009	A
023.045.010	A
023.045.014	A
023.045.015	A
023.045.034	A
023.045.035	A
023.045.036	A
023.046.009	A
023.046.039	A
023.046.040	A
023.046.041	A
023.047.007	A
023.047.010	A
023.047.017	A
023.047.020	A
023.047.026	A
023.047.030	A
023.047.031	A
023.047.032	A
023.048.010	A
023.048.022	A
023.048.027	A
023.048.032	A
023.048.039	A
023.048.040	A
023.048.046	A
023.048.048	A

023.049.010	A
023.049.012	A
023.049.032	A
023.049.034	A
023.051.025	A
023.052.002	A
023.052.006	A
023.052.023	A
023.062.015	A
023.063.004	A
023.063.022	A
023.064.010	A
023.064.011	A
023.064.014	A
023.064.016	A
023.064.020	A
023.064.026	A
023.065.002	A
023.065.013	A
023.065.014	A
023.066.010	A
023.066.011	A
023.066.021	A
023.066.022	A
023.067.005	A
023.067.008	A
023.067.009	A
023.067.010	A
023.067.018	A
023.068.003	A
023.068.010	A
023.068.017	A
023.068.018	A
023.068.019	A
023.068.020	A
023.068.028	A
023.071.009	A
023.071.013	A
023.071.016	A
023.072.017	A
023.072.019	A
023.072.020	A
023.072.021	A
023.072.022	A
023.073.003	A
023.073.008	A
023.073.009	A

023.073.018	A
023.073.021	A
023.073.022	A
023.073.023	A
023.073.024	A
023.073.025	A
023.073.028	A
023.074.010	A
023.074.019	A
023.074.028	A
023.074.037	A
023.074.040	A
023.075.007	A
023.075.010	A
023.075.018	A
023.075.019	A
023.075.024	A
023.075.026	A
023.075.027	A
023.075.034	A
023.075.036	A
023.076.008	A
023.076.021	A
023.076.025	A
023.076.026	A
023.076.027	A
023.083.015	A
023.084.002	A
023.085.009	A
023.085.017	A
023.086.001	A
023.086.002	A
023.086.006	A
023.086.007	A
023.086.013	A
023.086.018	A
023.086.026	A
023.086.027	A
023.086.028	A
023.086.033	A
023.086.037	A
023.086.039	A
023.086.041	A
023.086.047	A
023.087.002	A
023.087.003	A
023.087.013	A

023.087.019	A
023.087.027	A
023.087.032	A
023.087.033	A
023.087.034	A
023.087.038	A
023.087.040	A
023.087.041	A
023.087.046	A
023.088.011	A
023.088.012	A
023.088.016	A
023.088.017	A
023.088.023	A
023.088.028	A
023.088.034	A
023.088.043	A
023.088.044	A
023.088.046	A
023.088.047	A
023.089.003	A
023.089.004	A
023.089.018	A
023.089.027	A
023.089.031	A
023.089.033	A
023.090.002	A
023.090.003	A
023.091.009	A
023.091.010	A
023.091.015	A
023.091.020	A
023.091.029	A
023.091.031	A
023.091.039	A
023.092.026	A
023.092.028	A
023.092.036	A
023.092.038	A
023.093.003	A
023.093.011	A
023.093.013	A
023.093.028	A
023.093.036	A
023.094.007	A
023.094.012	A
023.094.023	A

023.094.028	A
023.094.032	A
023.094.036	A
023.095.002	A
023.095.011	A
023.095.015	A
023.095.020	A
023.095.027	A
023.096.011	A
023.096.041	A
023.096.042	A
023.096.044	A
023.096.049	A
023.096.050	A
023.101.041	A
023.102.002	A
023.103.014	A
023.104.002	A
023.104.003	A
023.104.004	A
023.104.010	A
023.104.011	A
023.104.021	A
023.104.023	A
023.105.001	A
023.105.027	A
023.106.013	A
023.107.002	A
023.107.004	A
023.107.011	A
023.107.018	A
023.107.025	A
023.107.027	A
023.107.029	A
023.111.005	A
023.111.024	A
023.111.029	A
023.111.030	A
023.111.032	A
023.111.035	A
023.113.001	A
023.113.031	A
023.114.008	A
023.114.017	A
023.114.023	A
023.115.003	A
023.115.007	A

023.115.009	A
023.115.010	A
023.115.011	A
023.115.012	A
023.115.013	A
023.115.014	A
023.115.016	A
023.115.018	A
023.115.024	A
023.115.025	A
023.115.027	A
023.115.029	A
023.116.003	A
023.116.004	A
023.116.010	A
023.116.011	A
023.116.012	A
023.116.013	A
023.116.016	A
023.116.017	A
023.116.019	A
023.116.020	A
023.116.021	A
023.116.022	A
023.116.025	A
023.116.026	A
023.116.030	A
023.117.006	A
023.117.008	A
023.117.010	A
023.117.014	A
023.118.006	A
023.118.014	A
023.118.019	A
023.118.021	A
023.119.003	A
023.119.005	A
023.119.011	A
023.119.014	A
023.119.017	A
023.119.018	A
023.119.022	A
023.119.023	A
023.119.024	A
023.121.005	A
023.121.013	A
023.121.016	A

023.121.024	A
023.122.014	A
023.131.014	A
023.131.015	A
023.132.008	A
023.132.012	A
023.132.014	A
023.133.002	A
023.133.011	A
023.133.017	A
023.134.001	A
023.134.016	A
023.134.017	A
023.134.018	A
023.134.019	A
023.134.020	A
023.134.021	A
023.141.018	A
023.141.028	A
023.141.042	A
023.142.009	A
023.142.011	A
023.142.015	A
023.142.023	A
023.142.028	A
023.142.030	A
023.143.003	A
023.143.004	A
023.143.008	A
023.143.020	A
023.143.025	A
023.143.026	A
023.151.043	A
023.151.045	A
023.151.053	A
023.151.055	A
023.161.004	A
023.161.006	A
023.161.018	A
023.161.027	A
023.161.046	A
023.161.047	A
023.163.023	A
023.163.028	A
023.163.029	A
023.163.030	A
023.163.031	A

023.163.033	A
023.171.015	A
023.171.028	A
023.172.010	A
023.172.013	A
023.172.023	A
023.172.026	A
023.172.039	A
023.172.043	A
023.172.051	A
023.172.053	A
023.181.022	A
023.181.033	A
023.181.037	A
023.181.038	A
023.182.004	A
023.182.013	A
023.182.028	A
023.182.030	A
023.182.032	A
023.182.036	A
023.182.037	A
023.182.044	A
023.191.005	A
023.191.008	A
023.191.029	A
023.191.030	A
023.192.004	A
023.192.010	A
023.192.020	A
023.192.021	A
023.192.023	A
023.192.026	A
023.192.027	A
023.192.030	A
023.192.032	A
023.201.001	B
023.201.002	B
023.201.039	A
023.201.040	A
023.201.041	A
023.202.009	A
023.202.011	A
023.202.018	A
023.202.019	A
023.202.021	A
023.202.030	A

023.202.031	A
023.202.038	A
023.202.039	A
023.202.055	A
023.202.062	A
023.202.067	A
023.202.069	A
023.202.071	A
023.203.001	A
023.203.004	A
023.203.020	A
023.203.021	A
023.203.039	A
023.204.012	A
023.204.018	A
023.204.022	A
023.204.060	A
023.204.072	A
023.204.085	A
023.205.002	A
023.205.019	A
023.205.020	A
023.205.056	A
023.205.057	A
023.205.058	A
023.206.016	A
023.206.037	A
023.206.041	A
023.207.008	A
023.211.001	A
023.211.008	A
023.211.009	A
023.211.010	A
023.211.012	A
023.211.053	B
023.211.064	A
023.213.007	A
023.213.008	A
023.213.021	A
023.213.027	A
023.213.028	A
023.213.029	A
023.213.031	A
023.213.038	A
023.213.039	A
023.213.040	A
023.214.002	A

023.214.010	A
023.214.017	A
023.214.022	A
023.214.023	A
023.214.028	A
023.214.029	A
023.214.030	A
023.214.032	A
023.214.033	A
023.214.039	A
023.214.040	A
023.214.041	A
023.214.047	A
023.214.048	A
023.215.007	A
023.215.008	A
023.215.010	A
023.215.015	A
023.215.018	A
023.215.019	A
023.215.020	A
023.215.021	A
023.215.022	A
023.215.036	A
023.215.049	A
023.215.050	A
023.215.051	A
023.215.054	A
023.215.055	A
023.215.057	A
023.215.058	A
023.215.059	A
023.215.070	A
023.221.037	A
023.221.040	A
023.222.006	A
023.222.029	A
023.222.033	A
023.222.034	B
023.222.047	A
023.222.052	A
023.223.013	A
023.223.017	A
023.223.024	A
023.223.025	A
023.233.001	A
023.233.003	A

023.233.006	A
023.233.017	A
023.233.018	A
023.233.019	A
023.233.020	A
023.233.021	A
023.233.022	A
023.233.029	A
023.233.038	A
023.233.040	A
023.233.046	A
023.233.054	A
023.233.056	A
023.233.058	A
023.233.062	A
023.233.067	A
023.233.068	A
023.233.075	A
023.233.076	A
023.233.077	A
023.241.048	A
023.243.001	A
023.243.003	A
023.243.004	A
023.243.007	A
023.243.008	A
023.243.013	A
023.243.014	A
023.243.016	A
023.243.028	A
023.243.030	A
023.243.038	A
023.243.039	A
023.243.040	A
023.243.041	A
023.244.001	A
023.244.002	A
023.244.006	A
023.244.008	A
023.244.010	A
023.251.005	A
023.251.021	A
023.251.026	A
023.251.045	A
023.251.046	A
023.261.003	A
023.261.015	A

023.261.030	A
023.261.032	A
023.261.033	A
023.261.039	A
023.261.040	A
023.261.043	A
023.271.002	A
023.271.010	A
023.271.011	A
023.271.013	A
023.271.014	A
023.271.017	A
023.271.023	A
023.271.025	A
023.271.033	A
023.271.035	A
023.271.042	A
023.271.043	A
023.271.044	A
023.271.045	A
023.271.049	A
023.271.050	A
023.271.051	A
023.271.053	A
023.272.001	A
023.272.002	A
023.272.012	A
023.272.013	B
023.272.014	B
023.272.015	B
023.272.016	A
023.272.017	A
023.272.021	A
023.272.022	A
023.272.033	A
023.272.037	A
023.281.013	A
023.281.029	A
023.281.033	A
023.282.004	A
023.282.009	A
023.282.019	A
023.282.033	A
023.282.034	B
023.282.036	A
023.282.040	A
023.282.070	A

023.282.072	B
023.291.003	A
023.291.014	A
023.291.016	A
023.291.031	A
023.291.032	A
023.291.062	A
023.291.065	A
023.292.042	A
023.293.045	A
023.293.050	A
023.293.055	A
023.302.001	A
023.303.028	A
023.303.045	A
023.311.006	A
023.312.007	A
023.312.012	A
023.312.018	A
023.312.020	A
023.312.021	A
023.312.024	A
023.313.018	A
023.313.020	A
023.321.001	A
023.321.012	A
023.321.013	A
023.321.014	A
023.321.020	A
023.322.001	A
023.322.006	A
023.322.010	A
023.322.016	A
023.322.018	A
023.322.024	A
023.322.025	A
023.331.001	A
023.331.002	A
023.331.007	A
023.331.014	A
023.331.015	A
023.331.023	A
023.331.031	A
023.331.032	A
023.331.037	A
023.331.058	A
023.332.007	A

023.332.013	A
023.332.020	A
023.332.021	A
023.332.023	A
023.332.024	A
023.332.028	A
023.333.002	A
023.333.007	A
023.333.008	A
023.333.024	A
023.333.029	A
023.333.033	A
023.333.034	A
023.333.035	A
023.333.036	A
023.333.037	A
023.333.038	A
023.333.042	A
023.341.013	A
023.341.019	A
023.341.020	A
023.341.021	A
023.341.022	A
023.341.023	A
023.341.024	A
023.341.027	A
023.341.028	A
023.341.029	A
023.341.030	A
023.341.031	A
023.341.032	A
023.341.033	A
023.341.041	A
023.341.055	A
023.341.056	A
023.341.065	A
023.341.069	A
023.341.070	A
023.341.074	A
023.341.077	A
023.341.078	A
023.341.084	B
023.341.086	A
023.352.007	A
023.352.030	A
023.352.034	A
023.353.002	A

023.353.003	A
023.353.004	A
023.353.012	A
023.353.024	A
023.353.025	A
023.353.033	A
023.353.034	A
023.353.057	B
023.361.020	A
023.361.021	A
023.361.041	A
023.361.052	A
023.362.008	A
023.363.001	A
023.363.002	A
023.363.020	A
023.363.027	A
023.371.005	A
023.371.012	A
023.372.004	A
023.372.008	A
023.373.005	A
023.373.008	A
023.373.009	A
023.373.010	A
023.373.011	A
023.373.012	A
023.373.034	A
023.373.035	A
023.373.039	A
023.373.040	A
023.373.041	A
023.381.042	A
023.381.049	A
023.381.056	A
023.382.018	A
023.382.020	A
023.382.021	A
023.382.028	A
023.382.031	A
023.382.032	A
023.382.033	A
023.382.034	A
023.382.038	A
023.382.044	A
023.382.046	A
023.382.050	A

023.382.055	A
023.382.056	A
023.383.013	A
023.383.014	A
023.383.028	A
023.383.039	A
023.383.041	A
023.383.048	A
023.383.057	A
023.391.001	A
023.391.004	A
023.391.009	A
023.391.011	A
023.391.016	A
023.391.018	A
023.391.019	A
023.391.021	A
023.391.026	A
023.391.027	A
023.391.028	A
023.391.035	A
023.391.036	A
023.391.048	A
023.391.049	A
023.391.050	A
023.391.051	A
023.391.052	A
023.391.053	A
023.391.054	A
023.391.058	A
023.392.001	A
023.392.009	A
023.392.013	A
023.392.028	A
023.401.005	A
023.401.013	A
023.401.020	A
023.401.023	A
023.401.024	A
023.402.001	A
023.402.006	A
023.402.007	A
023.402.014	A
023.402.015	A
023.402.018	A
023.403.008	A
023.403.019	A

023.403.024	A
023.403.026	A
023.411.002	A
023.411.003	A
023.411.004	B
023.411.005	B
023.411.006	B
023.411.007	B
023.411.008	B
023.411.009	B
023.411.019	A
023.411.020	A
023.411.024	B
023.422.023	A
023.422.028	A
023.422.029	A
023.422.032	A
023.423.001	A
023.423.002	A
023.423.003	A
023.423.004	A
023.423.005	A
023.423.006	A
023.423.007	A
023.423.008	A
023.423.009	A
023.423.018	A
023.423.019	A
023.423.020	A
023.423.034	A
023.423.037	A
023.424.028	A
023.424.028.002	A
023.424.028.003	A
023.425.002	A
023.425.060	A
023.425.061	A
023.432.004	A
023.432.005	A
023.432.011	A
023.432.019	A
023.432.020	A
023.432.022	A
023.441.008	A
023.451.008	A
023.451.009	A
023.451.011	A

023.451.015	A
023.451.016	A
023.451.019	A
023.451.020	A
023.451.021	A
023.451.026	B
023.451.027	B
023.451.028	B
023.451.029	B
023.451.031	B
023.451.032	B
023.451.036	A
023.452.008	A
023.452.016	A
023.452.017	A
023.453.002	A
023.453.004	A
023.461.002	A
023.461.012	A
023.461.020	A
023.461.021	A
023.461.024	A
023.461.028	A
023.462.009	A
023.462.012	A
023.462.013	A
023.462.015	A
023.462.016	A
023.462.022	A
023.471.001	A
023.471.018	A
023.471.027	A
023.481.001	A
023.481.010	A
023.481.015	A
023.482.004	A
023.492.001	A
023.492.002	A
023.492.003	A
023.492.004	A
023.492.005	A
023.492.006	A
023.492.007	A
023.492.008	A
023.492.009	A
023.492.010	A
023.492.011	A

023.492.012	A
023.492.013	A
023.492.014	A
023.492.015	A
023.492.016	A
023.492.017	A
023.492.018	A
023.492.019	A
023.492.020	A
023.492.021	A
023.492.022	A
023.492.023	A
023.492.024	A
023.492.025	A
023.492.026	A
023.492.027	A
023.492.028	A
023.492.029	A
023.492.030	A
023.492.031	A
023.492.032	A
023.492.033	A
024.011.001	A
024.011.007	A
024.011.008	A
024.011.017	A
024.011.019	A
024.011.021	A
024.011.035	A
024.011.043	A
024.011.044	A
024.011.047	A
024.011.049	A
024.011.056	A
024.011.057	A
024.011.060	A
024.011.061	A
024.012.004	A
024.012.005	A
024.012.008	A
024.012.009	A
024.012.010	A
024.012.013	A
024.012.014	A
024.012.015	A
024.012.018	B
024.013.016	A

024.013.022	A
024.013.023	A
024.013.025	A
024.013.027	A
024.013.032	A
024.013.039	A
024.013.040	A
024.013.047	A
024.013.048	A
024.013.049	A
024.021.007	A
024.021.015	A
024.021.017	A
024.021.021	A
024.021.030	A
024.021.034	A
024.021.042	A
024.021.043	A
024.022.014	A
024.022.025	A
024.022.038	A
024.022.039	A
024.022.053	A
024.022.054	A
024.022.055	A
024.031.003	A
024.031.004	A
024.031.005	A
024.031.007	A
024.031.008	A
024.031.009	A
024.031.012	A
024.031.019	A
024.031.020	A
024.031.021	A
024.031.023	A
024.031.024	A
024.032.009	A
024.032.011	A
024.032.012	A
024.032.016	A
024.032.017	A
024.033.003	A
024.033.005	A
024.033.009	A
024.033.010	A
024.033.012	A

024.033.014	A
024.033.015	A
024.033.021	A
024.033.034	A
024.033.036	A
024.033.037	A
024.033.042	A
024.033.045	A
024.033.047	A
024.033.048	A
024.033.049	A
024.033.050	A
024.033.051	A
024.034.012	A
024.034.013	A
024.034.035	A
024.034.043	A
024.034.056	A
024.041.003	A
024.041.005	A
024.041.007	A
024.041.010	A
024.041.011	A
024.041.022	A
024.041.023	A
024.042.016	A
024.042.017	A
024.042.024	A
024.042.030	A
024.042.039	A
024.042.045	A
024.042.046	A
024.042.047	A
024.042.052	A
024.043.007	A
024.043.008	A
024.043.009	A
024.043.018	A
024.043.019	A
024.043.021	A
024.043.023	A
024.052.004	A
024.053.002	A
024.053.003	A
024.053.005	A
024.053.006	A
024.053.011	A

024.054.010	A
024.061.009	A
024.061.010	A
024.061.011	A
024.061.013	A
024.061.023	A
024.061.025	A
024.061.027	A
024.061.028	A
024.061.032	A
024.061.033	A
024.061.042	A
024.061.044	A
024.061.045	A
024.061.046	A
024.061.049	A
024.061.051	A
024.062.001	A
024.062.002	A
024.062.003	A
024.062.005	A
024.062.006	A
024.062.007	A
024.062.012	A
024.062.014	A
024.062.021	A
024.062.023	A
024.062.029	A
024.062.035	A
024.062.038	A
024.062.040	A
024.062.042	A
024.062.043	A
024.062.045	A
024.063.055	A
024.063.085	A
024.071.021	A
024.071.029	A
024.081.005	A
024.081.014	A
024.081.015	A
024.081.017	A
024.081.020	A
024.081.021	A
024.081.028	A
024.081.030	A
024.081.033	A

024.081.049	A
024.081.051	A
024.081.053	A
024.082.003	A
024.082.010	A
024.082.013	A
024.082.016	A
024.082.018	A
024.082.020	A
024.082.022	A
024.091.004	A
024.091.010	A
024.091.014	A
024.091.016	A
024.091.018	A
024.091.027	A
024.092.002	A
024.092.003	A
024.092.004	A
024.092.007	A
024.092.009	A
024.092.012	A
024.092.013	A
024.092.019	A
024.092.024	A
024.092.026	A
024.093.011	A
024.093.032	A
024.101.001	A
024.101.003	A
024.101.023	A
024.101.024	A
024.101.041	A
024.101.042	A
024.101.047	A
024.101.048	A
024.101.050	A
024.102.008	A
024.102.017	A
024.102.024	A
024.102.026	A
024.103.002	A
024.103.006	A
024.103.007	A
024.103.009	A
024.103.015	A
024.111.017	A

024.112.005	A
024.112.023	A
024.112.034	A
024.112.035	A
024.122.001	A
024.122.003	A
024.122.004	A
024.122.006	A
024.122.012	A
024.122.015	A
024.122.020	A
024.123.002	A
024.123.004	A
024.123.005	A
024.123.006	A
024.123.009	A
024.123.012	A
024.123.013	A
024.123.014	A
024.123.016	A
024.123.019	A
024.123.023	A
024.123.028	A
024.123.034	A
024.123.035	A
024.123.036	A
024.123.037	A
024.123.042	A
024.123.050	A
024.131.006	A
024.131.007	A
024.131.013	A
024.131.017	A
024.131.024	A
024.131.025	A
024.131.035	A
024.131.040	A
024.132.005	A
024.132.016	A
024.132.025	A
024.132.031	A
024.132.036	A
024.132.039	A
024.132.040	A
024.141.002	A
024.141.004	A
024.141.007	A

024.141.017	A
024.141.022	A
024.141.023	A
024.141.038	A
024.141.045	A
024.142.007	A
024.142.008	A
024.142.019	A
024.142.031	A
024.142.032	A
024.142.034	A
024.142.035	A
024.142.037	A
024.142.038	A
024.142.039	A
024.142.041	A
024.143.015	A
024.143.016	A
024.143.018	A
024.143.019	A
024.143.021	A
024.143.022	A
024.143.023	A
024.143.024	A
024.143.027	A
024.143.028	A
024.143.030	A
024.151.007	A
024.151.009	A
024.151.010	A
024.151.011	A
024.151.014	A
024.151.018	A
024.151.020	A
024.151.021	A
024.151.024	A
024.151.025	A
024.151.029	A
024.151.031	A
024.152.006	A
024.152.007	A
024.152.009	A
024.152.012	A
024.152.014	A
024.152.019	A
024.152.021	A
024.152.024	A

024.152.025	A
024.152.026	A
024.161.004	A
024.161.006	A
024.161.007	A
024.161.009	A
024.161.011	A
024.161.014	A
024.161.016	A
024.161.022	A
024.161.023	A
024.161.025	A
024.161.026	A
024.161.027	A
024.162.005	A
024.162.010	A
024.162.011	A
024.162.013	A
024.162.014	A
024.162.016	A
024.162.018	A
024.162.019	A
024.162.020	A
024.162.021	A
024.162.023	A
024.162.027	A
024.162.029	A
024.162.030	A
024.162.031	A
024.162.032	A
024.171.015	A
024.171.017	A
024.171.021	A
024.171.025	A
024.171.026	A
024.171.027	A
024.171.028	A
024.172.005	A
024.172.014	A
024.172.023	A
024.172.031	A
024.181.001	A
024.181.010	A
024.181.011	A
024.181.016	A
024.181.017	A
024.181.018	A

024.181.028	A
024.181.031	A
024.181.033	A
024.181.039	A
024.181.041	A
024.181.042	A
024.181.044	A
024.181.048	A
024.181.049	A
024.181.050	A
024.181.052	A
024.181.053	A
024.182.014	A
024.182.024	A
024.182.025	A
024.182.028	A
024.182.029	A
024.182.035	A
024.182.040	A
024.182.041	A
024.182.042	A
024.182.043	A
024.182.046	A
024.182.053	A
024.182.054	A
024.191.005	A
024.191.006	A
024.191.007	A
024.191.013	A
024.191.024	A
024.191.037	A
024.191.038	A
024.191.052	A
024.191.056	A
024.191.057	A
024.191.058	A
024.191.059	A
024.191.061	A
024.191.062	A
024.191.063	A
024.201.005	A
024.201.011	A
024.201.012	A
024.201.020	A
024.201.021	A
024.201.022	A
024.202.010	A

024.202.011	A
024.202.012	A
024.202.019	A
024.202.020	A
024.202.029	A
024.211.013	A
024.211.021	A
024.211.023	A
024.211.024	A
024.211.026	A
024.211.028	A
024.211.029	A
024.211.032	A
024.211.034	A
024.212.002	A
024.212.003	A
024.212.007	A
024.212.009	A
024.212.011	A
024.212.013	A
024.212.015	A
024.212.017	A
024.212.019	A
024.212.020	A
024.212.021	A
024.212.023	A
024.221.007	A
024.221.014	A
024.221.016	A
024.221.018	A
024.221.029	A
024.221.038	A
024.222.007	A
024.222.014	A
024.222.017	A
024.222.020	A
024.222.023	A
024.231.001	A
024.231.016	A
024.231.017	A
024.231.020	A
024.231.021	A
024.231.022	A
024.231.023	A
024.231.028	A
024.231.035	A
024.231.037	A

024.231.042	A
024.231.045	A
024.231.046	A
024.241.004	A
024.241.008	A
024.241.015	A
024.241.019	A
024.241.025	A
024.241.026	A
024.242.025	A
024.242.039	A
024.242.054	A
024.242.055	A
024.243.008	A
024.243.009	A
024.243.010	A
024.243.045	A
024.243.054	A
024.243.056	A
024.243.058	A
024.243.059	A
024.252.003	A
024.252.004	A
024.252.005	A
024.252.013	A
024.252.021	A
024.252.022	A
024.252.023	A
024.252.024	A
024.252.035	A
024.252.037	A
024.252.038	A
024.252.042	A
024.252.043	A
024.252.046	A
024.253.001	A
024.253.002	A
024.253.003	A
024.253.006	A
024.253.007	A
024.253.010	A
024.253.011	A
024.253.012	A
024.253.014	A
024.253.016	A
024.253.017	A
024.253.019	A

024.253.020	A
024.261.007	A
024.261.010	A
024.261.013	A
024.261.016	A
024.261.017	A
024.261.025	A
024.261.027	A
024.262.003	A
024.262.014	A
024.262.017	A
024.262.020	A
024.262.021	A
024.262.023	A
024.262.024	A
024.262.025	A
024.262.032	A
024.262.036	A
024.262.038	A
024.262.043	A
024.262.044	A
024.271.006	A
024.271.010	A
024.271.011	A
024.271.019	A
024.271.020	A
024.271.021	A
024.271.022	A
024.272.003	A
024.272.014	A
024.273.006	A
024.273.013	A
024.273.016	A
024.273.017	A
024.273.019	A
024.273.020	A
024.273.025	A
024.273.026	A
024.273.027	A
024.273.028	A
024.281.003	A
024.281.008	A
024.281.010	A
024.281.017	A
024.281.021	A
024.281.024	A
024.281.031	A

024.281.032	A
024.282.003	A
024.282.007	A
024.282.015	A
024.282.019	A
024.282.020	A
024.282.025	A
024.282.032	A
024.291.006	A
024.291.007	A
024.291.010	A
024.291.011	A
024.291.012	A
024.291.013	A
024.291.015	A
024.291.017	A
024.291.020	A
024.291.021	A
024.291.028	A
024.291.029	A
024.291.031	A
024.291.032	A
024.301.004	A
024.301.009	A
024.301.010	A
024.301.015	A
024.301.024	A
024.301.030	B
024.301.032	A
024.301.034	A
024.311.002	A
024.311.003	A
024.311.004	A
024.311.005	A
024.311.006	A
024.311.007	A
024.311.008	A
024.311.011	A
024.311.012	A
024.311.029	A
024.311.035	A
024.311.036	A
024.311.037	A
024.312.001	A
024.312.002	A
024.312.016	A
024.312.018	A

024.312.022	A
024.312.023	A
024.312.026	A
024.312.029	A
024.312.030	A
024.312.034	A
024.312.035	A
024.312.037	A
024.321.003	A
024.321.004	A
024.321.005	A
024.321.006	A
024.321.010	A
024.321.019	A
024.321.024	A
024.321.025	A
024.321.026	A
024.321.032	A
024.321.033	A
024.321.034	A
024.321.037	A
024.321.039	A
024.322.002	B
024.322.004	B
024.322.008	B
024.322.010	B
024.322.012	B
024.322.013	B
024.322.014	B
024.322.015	B
024.322.017	B
024.322.018	B
024.322.019	B
024.322.020	B
024.331.005	A
024.331.011	A
024.331.017	A
024.331.019	A
024.331.023	A
024.331.024	A
024.331.029	A
024.331.032	A
024.332.011	A
024.332.013	A
024.332.015	A
024.332.019	A
024.332.024	A

024.332.026	A
024.341.025	A
024.341.029	A
024.341.033	A
024.341.034	A
024.342.010	A
024.342.017	A
024.342.022	A
024.342.023	A
024.352.005	A
024.352.006	A
024.352.008	A
024.352.013	A
024.353.005	A
024.353.009	A
024.353.010	A
024.353.014	A
024.353.022	A
024.353.023	A
024.353.025	A
024.353.029	A
024.353.030	A
024.353.031	A
024.353.041	A
024.354.002	A
024.354.006	A
024.354.012	A
024.354.013	A
024.354.014	A
024.354.015	A
024.354.016	A
024.354.019	A
024.354.020	A
024.354.021	A
024.354.022	A
024.354.023	A
024.361.016	A
024.361.021	A
024.361.025	A
024.361.027	A
024.361.028	A
024.361.029	A
024.361.030	A
024.361.031	A
024.361.033	A
024.362.020	A
024.371.004	A

024.371.006	A
024.371.009	A
024.371.020	A
024.371.022	A
024.371.024	B
024.371.035	A
024.372.005	A
024.372.008	A
024.372.010	A
024.372.013	A
024.372.015	A
024.372.016	A
024.372.017	A
024.381.008	A
024.382.002	A
024.382.003	A
024.382.014	A
024.382.019	A
024.383.009	A
024.383.011	A
024.383.014	A
024.383.015	A

Total number of parcels: 1899

CAMBRIA COMMUNITY SERVICES DISTRICT

DIRECTORS:

GAIL ROBINETTE, President
MICHAEL THOMPSON, Vice President
JIM BAHRINGER
AMANDA RICE
GREG SANDERS



OFFICERS:

JEROME D. GRUBER, General Manager
MONIQUE MADRID, District Clerk
TIMOTHY J. CARMEL, District Counsel

GREAT PEOPLE, DOING GREAT THINGS FOR A GREAT COMMUNITY

1316 Tamsen Street, Suite 201 • P.O. Box 65 • Cambria CA 93428
Telephone (805) 927-6223 • Facsimile (805) 927-5584

2016 **FIRE HAZARD FUEL REDUCTION PROGRAM** **SCHEDULE**

- 4/28/2016 Declaration of Public Nuisance
- 4/29/2016 Notices sent to lot owners
Lot cutting starts
- 5/25/2016 Advertise FHFRP Contract
- 6/8/2016 RFP Deadline To Be Submitted by 4PM to CCSD Admin Office
Lot Inspections Start
- 6/17/2016 Award Contract
- 7/22/2016 **Abatement Deadline**
Final Inspections
- 7/29/2016 CCSD Contract List for Abatement Completed
Submit Contract List to Clerk for Board Packet
- 8/03/2016 CCSD Public Hearing/Contract List for Abatement Considered
by Board for Approval
- 8/04/2016 CCSD Contractor Starts Lot Clearing
- 9/5/2016 CCSD Contractor Deadline
Final Inspections

CAMBRIA COMMUNITY SERVICES DISTRICT

DIRECTORS:

GAIL ROBINETTE, President
MICHAEL THOMPSON, Vice President
JIM BAHRINGER
AMANDA RICE
GREG SANDERS



OFFICERS:

JEROME D. GRUBER, General Manager
MONIQUE MADRID, District Clerk
TIMOTHY J. CARMEL, District Counsel

GREAT PEOPLE, DOING GREAT THINGS FOR A GREAT COMMUNITY

1316 Tamsen Street, Suite 201 • P.O. Box 65 • Cambria CA 93428
Telephone (805) 927-6223 • Facsimile (805) 927-5584

April 29, 2016

APN: <<INSERT APN>>

Owner Name
Mailing Address
City, State, Zip Code

Dear Property Owner:

NOTICE TO DESTROY WEEDS AND/OR DEBRIS

**Per California Health & Safety Code Section 14875 et seq.
CCSD Resolution 17-2016**

Notice is hereby given that on the 28th day of April, 2016 the Cambria Community Services District ("CCSD") Board of Directors passed Resolution 17-2016 declaring that noxious, dangerous, seasonal and/or recurring weeds were growing upon or in front of your property, and more particularly described in said Resolution and that the same constitute a public nuisance which must be abated by the removal of said noxious, dangerous, seasonal and/or recurring weeds, otherwise they will be removed and the nuisance abated by the CCSD Fire Department authorities, in which case the cost of such removal shall be assessed upon the lots and lands from which or in front of which such weeds are removed and such cost will constitute a lien upon such lots or lands until paid. Reference is hereby made to said Resolution further particulars.

All property owners having any objections to the proposed removal of such weeds are hereby notified to attend a meeting of the Board of Directors of Cambria Community Services District, to be held **August 3, 2016, 11:00 AM**, Veterans Memorial Building, Cambria, when their objections will be heard and given due consideration.

See Guidelines on reverse side of notice to help you comply.

This annual requirement is an effort to reduce the fire hazard caused by the accumulation of combustible materials on vacant parcels. Keep in mind that the forest helps define Cambria and it is important that we reduce the fire hazard without destroying its ability to regenerate. **Make every effort to protect seedlings, young native trees, ferns and bushes by marking them prior to cutting. Property owners are required to clear all combustible vegetation and/or debris from their property by the July 22, 2016 deadline.**

The following are guidelines to help you comply:

- Remove combustible construction materials, and trash from the property.
- Trim weeds and annual grasses to 4 inches in height. Avoid exposing bare soil or creating a situation that would encourage erosion.
- All down trees and rounds, or dead limbs within 30 feet of any structure must be removed. Tree stumps fallen over shall be cut and retain no more than six feet of the log within this 30 foot zone.
- All down trees beyond 30 feet from any structure 12 inches in diameter or greater may remain on the parcel. However the entire trunk must be completely on the ground. Materials less than 12 inches in diameter shall be cut and removed from the property.
- Remove ladder vegetation from under trees and shrubs, maintaining 6 feet of vertical clearance for trees greater than 20 feet in height,
- All Scotch/Irish or other broom type plants, Pampas grass, Jubata grass and (Crocsmia) also known as Fire Weed shall be removed. Isolated specimens may be left with greater than ten feet (10) separation and all dead material is removed.
- Please refer to the informational flyer available on-line for additional clearance information at www.cambriacsd.org.

The owner of record at the time of notification is responsible for clearance of the parcel. Lot owners having clearance done by local contractors will need to work closely with their contractor to insure your parcel gets inspected by the CCSD Fire Department. Those parcels not in compliance by the July 22, 2016 deadline will be placed on a list to be abated by the CCSD's contractor. Cost for abatement for each parcel includes the contractor's charge for services, plus a \$100.00 administrative charge if paid within one month of receiving bill, a \$200.00 administrative charge is paid later. The CCSD is not responsible for the contractor's charges.

If you have property that no longer requires abatement, (e.g., a parcel that has been developed or merged with an improved property,) please call (805) 927-6240 and we will remove the parcel number from our list.

Your cooperation is greatly appreciated. Thank you for doing your part to keep Cambria a fire-safe community with a healthy urban forest.

CAMBRIA COMMUNITY SERVICES DISTRICT

TO: Board of Directors

AGENDA NO. **8.A.**

FROM: Jerry Gruber, General Manager
Patrick O'Reilly, Finance Manager

Meeting Date: April 28, 2016

Subject: DISCUSSION AND CONSIDERATION TO FIX WATER AND WASTEWATER STANDBY OR AVAILABILITY CHARGES AS PROVIDED IN GOVERNMENT CODE §61124(b) AND CONSIDERATION OF ADOPTION OF RESOLUTION 13-2016 FIXING WATER AND WASTEWATER STANDBY OR AVAILABILITY CHARGES FOR FISCAL YEAR 2016/2017

RECOMMENDATION:

1. Receive staff report and review the Financial Report on Water and Wastewater Standby or Availability Charges.
2. Open Public Hearing.
3. Take Public Testimony.
4. Close Public Hearing.
5. Discussion.
6. Make appropriate findings and adopt Resolution 13-2016 establishing water and wastewater standby or availability charges for Fiscal Year 2016/2017.

FISCAL IMPACT:

<u>Standby/Availability Charge</u>	<u>Estimated Revenue for FY 2016/2017</u>
Water	\$ 175,000
Wastewater	\$ 115,000

DISCUSSION:

Attached is a Financial Report and proposed Resolution No. 13-2016 for review and adoption after a public hearing is held. Resolution 13-2016 establishes the Water and Wastewater Standby or Availability Charges for FY 2016/17 and directs staff to notify the affected property owners. Action to confirm the charges and authorize collection on the tax roll will take place after a noticed public hearing on May 26, 2016.

Attachments: Water and Wastewater Standby or Availability Charges Financial Report
Resolution 13-2016 Confirming CCSD Water and Wastewater Standby or Availability Charges

BOARD ACTION: Date _____ Approved: _____ Denied: _____

UNANIMOUS: ___ ROBINETTE ___ THOMPSON ___ BAHRINGER ___ RICE ___ SANDERS

Water and Wastewater Standby or Availability Charges

Financial Report

Legislative Background

State Government Code § 61124 allows the Cambria Community Services (CCSD) to annually levy a maximum of \$45 water standby or availability charges per acre of land within the CCSD, and a maximum of \$30 wastewater standby or availability charges per acre within the CCSD. The CCSD has determined that the following fee schedule is consistent with the legal standard that the fee not be discriminatory or excessive and does not exceed the reasonable cost of the proportional benefit received by each parcel from the improvements funded by the fees:

Water Standby or Availability Charges

- a. For all parcels of one (1) acre or less: \$45.00
- b. For all un-subdivided land of more than one (1) acre:
\$45.00 plus \$1.35 per acre over one acre.
- c. For all subdivided land of more than one (1) acre:
 - (1) For the first ten (10) acres, \$45.00 per acre.
 - (2) For all such land over the first ten (10) acres, \$1.35 per acre.

Wastewater Standby or Availability Charges

- a. For all parcels of one (1) acre or less: \$30.00
- b. For all un-subdivided land of more than one (1) acre:
\$30.00 plus \$0.90 per acre over one (1) acre.
- c. For all subdivided land of more than one (1) acre:
 - (1) For the first ten (10) acres: \$30.00 per acre.
 - (2) For all such land over the first ten (10) acres: \$0.90 per acre.

These charges do not exceed what the CCSD was charging in November 1996. Therefore, the imposition of the fees is exempt from the requirements of Proposition 218.

Estimated revenues from these sources during the CCSD's Fiscal Year 2016/2017 are as follows:

➤ Water	\$ 175,000
➤ Wastewater	\$ 115,000

The revenue projections are based on charging all improved property owners within the CCSD and all unimproved property owners with positions.

CCSD Policy Summary

In 1987 Government Code §61765.12 did not restrict the use of the standby/availability charges, but Proposition 218 indicates they must be used for “the capital costs or maintenance and operation expenses for sidewalks, streets, sewers, water, flood control, drainage systems or vector control.” (California Constitution, Article XIII D, § 4.) In 1990, the Board established a policy whereby the standby and availability charges help fund the CCSD’s Capital Improvement Program (CIP). On January 19, 2012, the Board amended this policy so that “Water and Wastewater Standby or Availability revenue is to be spent on maintaining, repairing and/or improving the respective Fund’s infrastructure. Specifically, these funds shall be spent on CIP, Major Maintenance or Capital Outlay Projects.”

FY 2014/2015 Actual and FY 2015/2016 Projected Revenues & Expenditures

A summary follows of FY 2014/2015 actual and 2015/2016 projected Water and Wastewater revenues and expenditures for CIP, Major Maintenance or Capital Outlay projects.

As indicated, standby or availability revenue is needed to finance the maintenance and improvements of the Funds’ infrastructure, particularly since connection fee revenue declined sharply due to the implementation of the Water Code 350 Water Moratorium in 2001 and has been virtually non-existent in the most recent years.

Eliminating the standby and availability charges would eliminate a source of funding for infrastructure projects.

Fiscal Year 2014/2015 infrastructure funding sources and expenditures were as follows:

	WATER FUND	WASTEWATER FUND
Standby Availability Revenue	\$ 177,473	\$ 115,396
Revenue from Operations	28,753	0
Transfer from Reserves	-	194,469
Connection Fee Revenue	7,685	0
Total Funding Sources	<u>\$ 213,911</u>	<u>\$ 309,865</u>
Infrastructure Expenditures *	\$ 213,911	\$ 309,865
Transfer to Reserves	\$ -	\$0

* Represents sum of Capital/Capital Outlay and Major Maintenance Projects

Fiscal Year 2015/2016 estimated infrastructure funding sources and expenditures are as follows:

	WATER FUND	WASTEWATER FUND
Standby Availability Revenue	\$ 177,644	\$ 117,312
Revenue from Operations	18,156	-
Transfer from Reserves	-	131,688
Connection Fee Revenue	<u>14,000</u>	<u>0</u>
Total Funding Sources	\$ 209,800	\$ 249,000
Infrastructure Expenditures *	\$ 209,800	\$ 249,000
Transfer to Reserves	\$0.00	\$0.00

* Represents sum of Capital/Capital Outlay and Major Maintenance Projects

The CCSD has identified a number of priority Water and Wastewater CIP, Major Maintenance and Capital Outlay Projects, including:

- Fiscalini Water Storage Tank
- Rodeo Ground Valve Upgrade
- Water Distribution System Improvements and Upgrades
- Stuart Street Tank Replacement
- WWTP/Collection System Improvements and Upgrades

The proposed project list underscores the importance of having the maximum standby and availability charges in place. Failure to do so further restricts an already slim revenue stream and may result in the inability of the CCSD to support current and future debt service associated with capital projects and/or limits the CCSD's ability to obtain long term financing of its projects in addition to being unable to fund infrastructure maintenance and improvements.

Failure to adopt Resolution 13-2016 will result in an estimated reduction of \$175,000 in Water Enterprise revenues and \$115,000 in Wastewater Enterprise revenues for Fiscal Year 2016/2017.

RESOLUTION 13-2016
APRIL 28, 2016

A RESOLUTION OF THE BOARD OF DIRECTORS FOR
THE CAMBRIA COMMUNITY SERVICES DISTRICT
FIXING CCSD WATER AND WASTEWATER STANDBY
OR AVAILABILITY CHARGES

WHEREAS, pursuant to Government Code Section 61124(b), the Board of Directors may, by resolution, continue to collect water and wastewater standby and availability charges in successive years at the same rate; and

WHEREAS, notice was provided and a public hearing scheduled for April 28, 2016 concerning said water and wastewater standby or availability charges; and

WHEREAS, any person interested, including all persons owning property within the CCSD, were given the opportunity to appear and be heard concerning said CCSD water and wastewater standby or availability charges at the April 28, 2016 CCSD regular Board meeting; and

WHEREAS, it is hereby found that the water and wastewater standby fees charged confer a special benefit upon the property assessed, and the amount being assessed does not exceed the reasonable cost of the proportional benefit received by each parcel from the improvements funded by the fees; and

WHEREAS, it is hereby found and determined that the water and wastewater standby or availability charges and the different rate structure for subdivided and un-subdivided land as set forth hereinafter are not discriminatory or excessive and will be in compliance with the law; and

WHEREAS, it is hereby found and determined that the water and wastewater standby or availability charges hereinafter set forth be fixed by the CCSD Board of Directors as the CCSD's water and wastewater standby or availability charges.

NOW, THEREFORE, BE IT RESOLVED by the Board of Directors of the CCSD as follows:

1. The recitals set forth hereinabove are true, correct and valid.
2. The Board of Directors of the CCSD hereby fixes the Water Standby or Availability Charges for the CCSD for the Fiscal Year 2016/2017 as follows:
 - a. For all parcels of one (1) acre or less: \$45.00.
 - b. For all un-subdivided land of more than one (1) acre: \$45.00 plus \$1.35 per acre over one (1) acre.

- c. For all subdivided land of more than one (1) acre:
 - (1) For the first ten (10) acres: \$45.00 per acre,
 - (2) For all such land over the first ten (10) acres: \$1.35 per acre.

Such charges shall be made to all such lands within the CCSD, or outside its territorial limits, to which water is made available by the CCSD for any purpose, whether or not the water is actually used. Unimproved properties that have not been issued an "Intent to Serve" letter or connection permit shall be exempt from this charge.

- 3. The Board of Directors of the CCSD hereby fixes the Wastewater Standby or Availability Charges for the CCSD for the Fiscal Year 2016/2017 as follows:
 - a. For all parcels of one (1) acre or less: \$30.00.
 - b. For all un-subdivided land of more than one (1) acre: \$30.00 plus \$0.90 per acre over one (1) acre.
 - c. For all subdivided land of more than one (1) acre:
 - (1) For the first ten (10) acres: \$30.00 per acre,
 - (2) For all such land over the first ten (10) acres: \$0.90 per acre.

Such charges shall be made to all such lands within the CCSD, or outside its territorial limits, to which wastewater is made available by the CCSD for any purpose, whether the water is actually used or not. Unimproved properties that have not been issued an "Intent to Serve" letter or connection permit shall be exempt from this charge.

- 4. The CCSD Board of Directors intends to hold a public hearing confirming the itemized reports describing each parcel and the amount of Water and Wastewater Standby or Availability Charges to be assessed against each parcel on May 26, 2016, at 12:30 p.m. at the following address: Cambria Veterans Memorial Building, 1000 Main Street, Cambria, California.
- 5. The CCSD Clerk is hereby authorized and directed to publish a notice of said public hearing prior to the date set for hearing, in a newspaper of general circulation printed and published in the County; and mail to each assessed property owner a notice of the filing of the report.
- 6. This Resolution shall take effect immediately upon its adoption.
- 7. This Resolution shall be available for public inspection in the offices of the CCSD Clerk at the following address: Cambria Community

Services District, 1316 Tamsen Street, Suite 201, Cambria,
California.

PASSED AND ADOPTED THIS 28th day of April 2016, by the following roll call
votes:

Ayes:
Noes:
Absent:

Gail Robinette,
President, Board of Directors

ATTEST:

APPROVED AS TO FORM:

Monique Madrid
District Clerk

Timothy J. Carmel
District Counsel

CAMBRIA COMMUNITY SERVICES DISTRICT

TO: Board of Directors

AGENDA NO. **9.A.**

FROM: Jerry Gruber, General Manager

Meeting Date: April 28, 2016 Subject: CONSIDERATION OF ADOPTION OF RESOLUTION 16-2016 RATIFYING A LETTER OF AGREEMENT WITH THE INTERNATIONAL ASSOCIATION OF FIRE FIGHTERS LOCAL 4635 RELATING TO PARAMEDIC COMPENSATION

RECOMMENDATIONS:

Staff recommends that the Board of Directors adopt Resolution 16-2016 ratifying a Letter of Agreement with the International Association of Firefighters (“IAFF”) Local 4635 relating to Paramedic Compensation.

FISCAL IMPACT:

The cost to provide ALS support will increase from \$300 per month per qualified firefighter to \$600 per month over the next three years. The total cost for each year including training and licensing will be:

- Fiscal Year 2015-2016: \$4,800 (2 months only);
- Fiscal Year 2016-2017: \$38,936;
- Fiscal Year 2017-2018: \$46,936; and
- Fiscal Year 2018-2019: \$58,136.

DISCUSSION:

The CCSD and the IAFF Local 4635 have entered into a Memorandum of Understanding (“MOU”) for the period June 25, 2015 through June 24, 2018. The MOU includes the following provision in Section 37:

Paramedic Compensation: Either the District or the IAFF may, via written notice, reopen negotiations at a separate side table regarding Paramedic Compensation upon the date the District becomes a certified ALS provider, or any date thereafter.

Subsequently, based on direction from the Board, the CCSD’s negotiator and the IAFF have engaged in negotiations and have agreed to the terms contained in the attached Letter of Agreement (the “Agreement”). The Agreement is now being presented to the Board for ratification and, upon approval, it will be effective for a four year period, ending April 28, 2020.

The Agreement provides for flat monthly paramedic “specialty compensation” for certified/accredited employees hired on or before April 28, 2016, beginning at \$300 per month as of April 28, 2016, and increasing by \$100 per month each year, reaching \$600 per month on April 28, 2019. The Paramedic Assignment Pay will be paid to employees who have valid Paramedic Certificate/Accreditation and perform paramedic services and will be reported to CalPERS as special compensation.

The Agreement also provides that the CCSD will continue to pay for the biennial licensing cost (currently a total of \$200), 48 hours of on-duty continuing education (online, through SDRMA), six base station meetings over the course of two years, which includes overtime and/or back filling, and County ALS Class (currently costing a total of \$132), for certified/accredited employees hired on or before April 28, 2016.

The Agreement further provides that if the CCSD determines, within its discretion, that it is unable to meet the staffing requirements, including the requirement of one paramedic per shift, and the ALS/paramedic services provided by the District cease, then the Paramedic Assignment Pay will immediately cease. All current, full-time, San Luis Obispo County paramedic certified/accredited employees hired on or before April 28, 2016 are grandfathered into the new paramedic policy; however, new employees hired on or after April 29, 2016 are required to possess San Luis Obispo County paramedic certificate/accreditation as a condition of becoming employed. A revised position description for new hires will be prepared by the CCSD.

Finally, with regard to current employees hired on or before April 28, 2016 who do not have a San Luis Obispo County paramedic certification/accreditation and new employees hired on or after April 29, 2016, the CCSD will not incur any costs associated with those individuals obtaining San Luis Obispo County paramedic certification/accreditation. Once they obtain the necessary certification/accreditation, they will then be paid Paramedic Assignment Pay, as well as costs for maintaining such certification/accreditation.

Attachments:

Resolution 16-2016
Exhibit "A" Letter of Agreement

BOARD ACTION: Date _____ Approved: _____ Denied: _____

UNANIMOUS:___ROBINETTE___ THOMPSON ___ BAHRINGER ___ RICE___ SANDERS___

RESOLUTION 16-2016
April 28, 2016

A RESOLUTION OF THE BOARD OF DIRECTORS
OF THE CAMBRIA COMMUNITY SERVICES DISTRICT
RATIFYING A LETTER OF AGREEMENT
WITH THE INTERNATIONAL ASSOCIATION OF FIREFIGHTERS
LOCAL 4635 RELATING TO PARAMEDIC COMPENSATION

WHEREAS, the CCSD and the International Association of Firefighters (“IAFF”) Local 4635 have entered into a Memorandum of Understanding (“MOU”) for the period June 25, 2015 through June 24, 2018; and

WHEREAS, the MOU includes a provision for the reopening of negotiations regarding Paramedic Compensation, and the CCSD and IAFF have agreed to a Letter of Agreement relating to Paramedic Compensation, which is now being presented to the Board of Directors for approval.

NOW, THEREFORE, BE IT RESOLVED by the Board of Directors of the Cambria Community Services District as follows:

The Letter of Agreement between the CCSD and IAFF Local 4635 relating to Paramedic Compensation, a copy of which is attached hereto as Exhibit A and incorporated herein, is hereby ratified.

PASSED AND ADOPTED this 28th day of April, 2016.

Gail Robinette, President
Board of Directors

ATTEST:

APPROVED AS TO FORM:

Monique Madrid
District Clerk

Timothy J. Carmel
District Counsel

LETTER OF AGREEMENT

BETWEEN

**THE CAMBRIA COMMUNITY SERVICES DISTRICT (CCSD) AND CAMBRIA
FIREFIGHTERS/INTERNATIONAL ASSOCIATION OF FIRE FIGHTERS LOCAL
4635 (IAFF) (collectively "Parties")**

At a separate side table, the CCSD and IAFF negotiated in good faith and reached agreement on the reopener contained in Section 37 (Paramedic Compensation) of the Memorandum of Understanding dated June 25, 2015 through June 24, 2018 between CCSD and IAFF. As a result, the Parties enter into this separate, standalone Letter of Agreement, effective April 28, 2016, which shall remain in effect for four (4) years following the effective date, and will end on April 28, 2020, unless agreed to otherwise in writing. The Parties agree to the following:

PARAMEDIC COMPENSATION

A. Agree to a flat monthly amount for paramedic "specialty compensation" on a go-forward basis following ratification by membership and approval by District Board (no retroactivity) in the following manner:

- a. **April 28, 2016 - \$300 per month**
- b. **April 28, 2017 – \$100 increase to a total of \$400 per month**
- c. **April 28, 2018 - \$100 increase to a total of \$500 per month**
- d. **April 28, 2019 - \$100 increase to a total of \$600 per month**

• **PARAMEDIC ASSIGNMENT PAY FOR ALL CURRENT, FULL-TIME, SAN LUIS OBISPO COUNTY PARAMEDIC CERTIFIED/ACCREDITED EMPLOYEES HIRED ON OR BEFORE APRIL 28, 2016:**


- Employees that possess a valid Paramedic Certificate/Accreditation in San Luis Obispo County will be called upon to perform paramedic services and shall receive a monthly stipend. Those who receive the stipend will be required to use their paramedic skills whenever necessary. Failure to maintain the paramedic certification/accreditation will result in the termination of the stipend and potential termination of the ALS/paramedic services provided by the District if the District, within its discretion, determines it is not able to meet staffing requirements, including the requirement of one paramedic per shift.
- Pursuant to CCR Section 571, Paramedic Assignment Pay shall be reported to CalPERS as special compensation under the category of Education Pay — Paramedic Pay.

B. Agree to status quo to continue paying costs (via reimbursement) associated with maintaining paramedic certificate:

- **CERTIFICATION REIMBURSEMENT — FOR ALL CURRENT, FULL-TIME, SAN LUIS OBISPO COUNTY PARAMEDIC CERTIFIED/ACCREDITED EMPLOYEES HIRED ON OR BEFORE APRIL 28, 2016:**

- The District will continue its current practice of paying for the following costs (via reimbursement) in order for current, full-time, San Luis Obispo County paramedic certified/accredited employees hired on or before April 28, 2016 to maintain their San Luis Obispo County Paramedic Accreditation:
 - License every two years — currently total of \$200;
 - 48 hours of continuing education on duty; online — SDRMA;
 - 6 base station meetings over the course of two years, which includes overtime and/or back filling; and
 - County ALS Class — SLO EMSA APR - currently total \$132.
- C. If an employee does not fulfill all paramedic certification and accreditation requirements, and such failure is due to the employee, then the Paramedic Assignment Pay above shall be discontinued until proof of certification and accreditation are provided to the District. In addition, an employee who does not satisfactorily complete the necessary minimum requirements for certification, accreditation, education, and employment as a paramedic shall not be eligible for reimbursement of expenses and shall agree to return any advance payments received.
- D. It is agreed and understood that if at any time the District, within its discretion, determines that it is not able to meet the staffing requirements, including the requirement of one paramedic per shift and the ALS/paramedic services provided by the District cease, the Paramedic Assignment Pay will immediately cease.
- E. **GRANDFATHERING CLAUSE:** Agree to grandfathering in for all current, full-time, San Luis Obispo County paramedic certified/accredited employees hired on or before April 28, 2016 to this policy but require all new hires hired on or after April 29, 2016 to possess San Luis Obispo County paramedic certificate/accreditation as a condition of becoming employed. District to prepare corresponding revised position description for new hires.
- F. **CURRENT NON CERTIFIED EMPLOYEES AND NEW HIRES:** For current employees hired on or before April 28, 2016 and who do not have a San Luis Obispo County paramedic certification/accreditation and for new hires hired on or after April 29, 2016, the District will not incur any costs associated with such individuals obtaining San Luis Obispo County paramedic certification/accreditation; however, for such individuals, following their obtaining such certification/accreditation, the District will pay the above-specified Paramedic Assignment Pay and costs for maintaining such certification/accreditation, with the same conditions noted above for payments and potential ceasing of payments.


CAMBRIA COMMUNITY SERVICES DISTRICT



4-12-16

Date

IAFF LOCAL 4635



4/12/16

Date

CAMBRIA COMMUNITY SERVICES DISTRICT

TO: Board of Directors

AGENDA NO. **9.B.**

FROM: Timothy Carmel, District Counsel

Meeting Date: April 28, 2016 Subject: DISCUSSION AND CONSIDERATION
OF ADOPTION OF RESOLUTION 14-
2016 APPROVING THE
EMPLOYMENT AGREEMENT
BETWEEN THE CCSD AND GENERAL
MANAGER JEROME D. GRUBER

RECOMMENDATIONS:

Staff recommends that the Board of Directors adopt Resolution 14-2016 approving the Employment Agreement with General Manager, Jerome D. Gruber.

FISCAL IMPACT:

Approval of the Employment Agreement will result in an initial increase to the General Manager's salary of \$13,121.93 per year, with annual adjustments of 5% thereafter through the term of the Agreement. In addition, the vehicle allowance will increase by \$150 per month and the phone allowance will increase by \$30 per month. The cost for the increase in life insurance from a \$50,000 policy to a \$100,000 policy is \$260 per year.

DISCUSSION:

Based upon the Board's direction, the attached Employment Agreement ("Agreement") has been negotiated with the General Manager. The Agreement has been executed by Mr. Gruber and is being presented to the Board for its approval.

The Agreement is for a six year term and provides an initial salary increase of 4% retroactive to July 1, 2015, which results in a new salary of \$167,240.32. An additional 4% increase, retroactive to January 1, 2016, is also provided, bringing the General Manager's salary to \$173,929.93. Thereafter, Mr. Gruber's salary will be adjusted each year by 5%, beginning on July 1, 2016 through and including July 1, 2020. The Agreement also provides an increase in Mr. Gruber's vehicle allowance from \$450 per month to \$600 per month, an increase in his phone allowance from \$45 per month to \$75 per month, and an increase in vacation from 20 days per year to 25 days per year, subject to the existing leave bank cap applicable to all CCSD employees. An increase in life insurance from \$50,000 to \$100,000 is also included in the Agreement.

The last amendment to Mr. Gruber's Employment Agreement was in November, 2014. That amendment modified the Termination and Severance Pay provision only, and no salary increase was provided. At that time, Mr. Gruber had received that year's 2.1% Cost of Living Adjustment ("COLA") which was provided to all management employees, consistent with the

requirements of his Agreement, and it was noted that Mr. Gruber had voluntarily chosen to waive the management COLA in past years.

Attachments:

- Resolution 14-2016
- Exhibit "A" Employment Agreement

BOARD ACTION: Date _____ Approved: _____ Denied: _____

UNANIMOUS:___ROBINETTE___ THOMPSON ___BAHRINGER ___RICE___SANDERS___

RESOLUTION NO. 14-2016
April 28, 2016

**A RESOLUTION OF THE BOARD OF DIRECTORS OF
THE CAMBRIA COMMUNITY SERVICES DISTRICT
APPROVING AN EMPLOYMENT AGREEMENT WITH
JEROME D. GRUBER**

BE IT RESOLVED by the Board of Directors of the Cambria Community Services District as follows:

1. The Employment Agreement between the Cambria Community Services District and Jerome D. Gruber, attached hereto as Exhibit "A," is hereby approved.
2. The Board President is authorized to execute the Employment Agreement on behalf of the Cambria Community Services District.

PASSED AND ADOPTED this 28th day of April, 2016.

Gail Robinette, President
Board of Directors

ATTEST:

APPROVED AS TO FORM:

Monique Madrid, District Clerk

Timothy J. Carmel, District Counsel

EMPLOYMENT AGREEMENT

This **Employment Agreement** (“Agreement”) made and entered into this 28th day of April 2016, by and between the **Cambria Community Services District** (hereinafter referred to as “**Employer**” or “**CCSD**”) and **Jerome D. Gruber** (hereinafter referred to as “**Employee**”), who understand as follows:

WITNESSETH:

WHEREAS, Employer desires to continue to employ the services of Employee as General Manager; and

WHEREAS, it is the desire of Employer to provide certain benefits, establish certain conditions of employment and to set working conditions of Employee; and

WHEREAS, it is the desire of Employer to receive and retain the services of Employee and to provide for him to remain in such employment; to make possible full work productivity by assuring his morale and peace of mind with respect to future security; to act as a deterrent against malfeasance, misfeasance or substandard performance on his part; and to provide for terminating his services at such time as he may be unable to fully discharge his duties or when Employer may otherwise desire to terminate his employment; and

WHEREAS, Employee desires to continue in employment as General Manager; and

WHEREAS, this Agreement shall supersede and replace the previous Employment Agreement between the parties dated October 24, 2013, as amended.

NOW, THEREFORE, in consideration of the mutual covenants herein contained, the parties agree as follows:

1. Duties of General Manager

Employee agrees to continue to perform the functions and duties of the position of General Manager, and any additional duties as may be assigned from time to time. A general description of the duties and responsibilities of the General Manager is attached to this Agreement and is incorporated herein by this reference.

2. Term of Agreement

This Agreement commences upon its execution by the parties, and shall remain in effect through June 30, 2021.

- A. Nothing in this Agreement shall prevent, limit or otherwise interfere with the right of Employer to terminate the services of Employee at any time, subject only to the provisions set forth in Section 3 of this Agreement.

- B. Nothing in this Agreement shall prevent, limit or otherwise interfere with the right of Employee to resign at any time from his position with Employer.

3. Termination and Severance Pay

Employer may terminate this Agreement without cause, for any reason or for no reason, on nine (9) months' notice to Employee, provided however, that Employee shall not be terminated during or within a period of three months (3) prior to or three (3) months after an election at which a member of the Board of Directors is elected. If this Agreement is terminated by Employer or by operation of law, Employee shall continue to work and receive his salary and other compensation during the notice period. In the alternative and at its sole discretion, Employer may terminate Employee at any time during the notice period and in that event Employer agrees to pay Employee a lump sum cash payment equal to the remaining salary for the notice period; and pay Employee's COBRA benefits equal to the notice period; provided, however, Employer shall have no obligation to provide such notice, severance pay and benefits in the event Employee is terminated for good cause. For the purpose of this Agreement, "good cause" shall include, but not necessarily be limited to, any of the following:

1. A material breach of the terms of this Agreement;
2. A failure to perform his duties in a professional and responsible manner consistent with generally accepted standards of the profession;
3. Conduct unbecoming the position of General Manager or likely to bring discredit or embarrassment to the CCSD.

"Good cause" shall not mean a mere loss of support or confidence by a majority of the Board of Directors of the CCSD.

4. Salary

For the period commencing July 1, 2015 thru January 1, 2016, Employer agrees to pay Employee a monthly base salary of One Hundred Sixty Seven Thousand Two Hundred Forty Dollars and Thirty Two Cents (\$167,240.32) for his services, which shall be paid retroactive to July 1, 2015. The monthly base salary shall also be adjusted by an additional four percent (4%) increase, retroactive to January 1, 2016. Thereafter, the monthly base salary shall be adjusted by an increase of five percent (5%) on July 1st of each year beginning on July 1, 2016, through and including July 1, 2020.

5. Other Compensation

Employer agrees to provide Employee additional benefits as provided to other management employees of the CCSD. Employee agrees to pay one-hundred percent (100%) of the Employee designated share of the contribution to the Public Employees

EXHIBIT A to Resolution 14-2016

Retirement System in accordance with Section 2.08.150 of the CCSD Municipal Code. In addition, Employee shall receive the following benefits:

- A. Automobile allowance of Six Hundred Dollars (\$600) per month for business travel within San Luis Obispo County. Employee shall be reimbursed at the standard CCSD mileage rate for all business travel miles outside of San Luis Obispo County.
- B. Employer agrees to match Employee contributions to Employer sponsored supplemental retirement fund ("457 Plan") up to One Hundred Dollars (\$100) per payroll period. In addition, Employer shall deposit an additional amount equal to five percent (5%) of Employee's salary into the 457 Plan.
- C. Employee shall receive a telephone allowance of Seventy Five Dollars (\$75) per month.
- D. Employee shall accrue twenty five (25) days vacation leave per year, which shall be subject to the two (2) year cap on accrual of leave time in accordance with the CCSD's Payment and Compensation Plan.
- E. Employee shall accrue ten (10) days administrative leave per year.
- F. Employee will be provided with a One Hundred Thousand Dollar (\$100,000) life insurance policy and Five Thousand Dollars (\$5,000) of life insurance coverage for Employee's spouse. The District will pay the full monthly premium for Employee and spouse.

6. Professional Development

As part of its normal budget process and reserving the right to establish appropriate priorities and funding amounts, Employer shall consider requests for funds for certain items, activities and materials deemed necessary and desirable for Employee's continued professional development, participation, growth and advancement. Those items, activities and materials shall include:

- A. Professional dues and subscriptions necessary for full participation in appropriate and relevant associations and organizations;
- B. Travel and subsistence expenses for professional meetings and similar functions (e.g., conferences, workshops, seminars, meetings, etc.) to foster professional development or represent the CCSD;
- C. Other items, activities and materials as may be agreed upon from time to time between Employee and Employer.

7. Performance Review

Employee shall receive annual performance reviews. As part of the performance reviews, which shall take place prior to the scheduled July salary increases provided for by this Agreement, Employee shall report on his efforts in the prior year to achieve the adopted goals of the Board of Directors.

8. General Provisions

The text herein shall constitute the entire Agreement between the parties. Any amendments to this Agreement must be in writing and executed by both parties. This Agreement shall be binding upon and inure to the benefit of the heirs at law and executors of Employee.

If any provision, or any portion thereof, contained in this Agreement is held unconstitutional, invalid or unenforceable, the remainder of this Agreement, or portion thereof, shall be deemed severable, shall not be affected and shall remain in full force and effect. The laws of the State of California shall govern this Agreement.

9. Effective Date

This Agreement shall be effective on April 28, 2016.

In Witness Whereof, Employer and Employee have signed and executed this Agreement, both in duplicate, the day and year first above written.

Employee:

Employer:

Jerome D. Gruber
General Manager

Gail Robinette
CCSD Board President

CAMBRIA COMMUNITY SERVICES DISTRICT

GENERAL MANAGER

DEFINITION:

Under general direction of the Board of Directors develop, implement and supervise the processes relating to all District functions including: policy development; water resources planning; water distribution and conservation; wastewater treatment plant and sewer collection system operations; fire department; refuse collection; street lighting; operations of community building; fiscal management; administration; Capital Improvement Program and construction activities. Provide highly responsible and complex administrative support to the Board of Directors. The work involves considerable interaction and coordination with representatives of public, consulting professionals, and public and private agencies doing business with the District.

ESSENTIAL DUTIES AND RESPONSIBILITIES:

1. Plan, organize, and coordinate through staff, all work of the District, including the development and implementation of goals, mission statement, objectives, policies, procedures, and work standards of the District, and long and short range plans to ensure attainment of District objectives.
2. Provide guidance, direction and supervision to department heads, develop and maintain, through communication and delegation of responsibility and authority, a well-informed and competent management team that is in concert with approved Board objectives. Conduct employee performance reviews and evaluations.
3. Review and analyze information related to potential water needs, water supply availability, and the state of technology as it relates to water storage, distribution, reclamation and conservation in the origination of plans to meet current and future service demands.
4. Prepares Board Agenda and recommendations for consideration by the Board of Directors.
5. Review and analyze information related to potential wastewater collection and treatment needs and associated facilities to meet current and future service demands.
6. Review and analyze information related to potential fire protection needs of the community to meet current and future service demands.
7. Direct, oversee and participate in the development of the District's work plans; assign work activities, projects and programs; monitor work flow, review and evaluate work products

(Essential Duties and Responsibilities continued)

8. Manage the District's financial operations, oversee the investment of District funds by the Finance Officer and expend District funds in conformity with Board-approved budgets and applicable laws. Forecast future operations including staffing, equipment, materials and supplies and direct the preparation of the annual budget and five year capital improvement program in a form and level of detail as determined by the Board. Prepare and monitor grant and loan applications and debt financing arrangements.
9. Commit funds within the amount approved by the Board of Directors. Review the budget periodically with the Board and proposed corrective action if revenues or expenditures vary materially from the adopted budget.
10. Establish and promote compliance with District, federal and state safety regulations.
11. Expend non-budgeted District funds to meet an emergency which adversely affects, directly or potentially, the ability of the District to perform its services, which puts District property or personnel in jeopardy, which may jeopardize the health and property of the community and its residents, or may result in economic, fiscal or resource losses. Inform the Board on a timely basis of the emergency, the steps and expenditures which have occurred to meet it.
12. Direct the selection, supervision and work evaluation of District staff, monitor and implement employee relations and staff development procedures. Present recommendations for major changes in employee salary structure and benefits. Responsible for labor relations and employee salary negotiations.
13. Administers contracts, policies and ordinances as they relate to various government agencies, community groups, individuals and business, professional and other organizations, and ensures that the District is in compliance with all contractual and legal requirements.
14. Negotiate contracts and solutions on a variety of administrative, fiscal, capital improvement and special project issues and participates in the development, preparation, analysis and review of reports, studies, programs and budgets.
15. Administers construction contracts and approves change orders.
16. Keeps the Board advised on departmental activities through oral and written reports.
17. Represents the District before various agencies, groups and organizations.
18. Respond to and resolve difficult and sensitive user inquiries and complaints.
19. Acts as Chief Planning Officer in preparing and filing environmental determinations in behalf of the District.
20. Perform related duties as assigned.

OTHER DUTIES AND RESPONSIBILITIES:

1. Available for evening and weekend meetings and activities relating to District business
2. Be able to respond to District emergencies
3. Attend association meetings and seminars relating to District functions and issues.

KNOWLEDGE/SKILLS/ABILITIES:

1. Knowledge of organizational and management practices as applied to the analysis and evaluation of programs, policies and operational needs.
2. Knowledge of administrative principles and practices; including goal setting, program and budget development and implementation, and employee relations and supervision.
3. Knowledge of pertinent Federal, State and local laws, codes and regulations relative to community services district operations.
4. Ability to plan, organize and implement complex programs and projects.
5. Knowledge of funding sources impacting service and program development.
6. Knowledge of principles and practices of construction and service contract negotiations and administration.
7. Knowledge of the administration of project design, permitting and construction.
8. Ability to determine long range needs for expansion and construction and to plan and organize work for the efficient accomplishment of such objectives.
9. Ability to establish and maintain effective working relationships.
10. Knowledge of planning and permitting processes and the administration of the California Environmental Quality Act (CEQA) as it relates to district projects.
11. Ability to communicate clearly and concisely, both orally and in writing.

REQUIRED QUALIFICATIONS:

EDUCATION/TRAINING

Minimum:	Bachelor's degree in public or business administration, management, civil engineering or related field
Preferred:	Master's degree in any of the above

(Required Qualifications continued)

EXPERIENCE

- Minimum:** Seven years of management level experience in the areas of staff development, finance/budget, capital projects, personnel management, intergovernmental relations/negotiations and interdepartmental coordination.
- Preferred:** Extensive management experience reporting to an elected board or commission which has provided a broad knowledge of the operation of local government in California along with water related issues and the operation of a community services district.

SPECIAL LICENSES/CERTIFICATIONS

- Minimum:** Valid California "C" drivers license. Must maintain satisfactory DMV record and ability to maintain insurability.

TO: Board of Directors

AGENDA NO. **9.C.**

FROM: Jerry Gruber, General Manager

Meeting Date: April 28, 2016

Subject: DISCUSSION AND CONSIDERATION
OF AWARD OF CONTRACT FOR THE
CONSTRUCTION OF THE FISCALINI
WATER TANK REPLACEMENT
PROJECT

RECOMMENDATIONS:

Staff recommends that the Board of Directors waive the failure of the low bidder to include a photo copy of its license in the bid, and award the contract for the construction of the Fiscalini Water Tank Replacement Project (the "Project") to Crosno Construction.

FISCAL IMPACT:

The low bid for the Project is \$482,900 (\$119,900 less than the engineer's estimate of \$602,800). Replacement of the Fiscalini Water Tank was one of the components included in the water rate increase effective March 1, 2016. The increased water rates were structured to provide \$100,000 annually to pay debt service on new debt issued to replace the Fiscalini Tank and other improvements needed in the water facilities. Financing options are discussed below, including the CCSD's application for a loan from the California Clean Water State Revolving Fund. Depending on when a loan is approved and in place, initial payments may have to be made through a loan from General Fund Reserves. Accordingly, a Preliminary Cash Flow Forecast is attached for the Board's reference.

DISCUSSION:

The Project consists of the removal of an existing severely corroded 0.32 million gallon bolted water tank, providing temporary tank(s), soils preparation, new concrete foundation with engineering, piping and a new 0.32 million gallon welded steel water tank. In 2015, the CCSD's water tank engineering consultant, Advantage Technical Services, Inc., performed an evaluation of the Fiscalini Water Tank and determined that it was in need of immediate replacement. Thereafter, plans and specifications were prepared and the Project was put out to bid. Bids were opened on March 22, 2016 and four bids were received (see attached copy of bid results). The low bid was from Crosno Construction ("Crosno") in the amount of \$482,900. A bid protest (the "Protest Letter," copy attached), was filed by an attorney representing the second low bidder, Paso Robles Tank, relating to an omission in Crosno's bid. As explained below, staff is recommending that the Board of Directors waive the omission as being minor and inconsequential, and award the contract for the construction of the Project to Crosno.

Crosno's bid was missing one of the items listed for submittal in the bid documents for the Project: "One photo copy of each license required by these Instructions to Bidders." District Counsel has reviewed the Protest Letter. After reviewing the relevant documents, statutes and case law, including the case and statute cited in the Protest Letter, it was concluded that there is no merit to the protest and that the omission by Crosno can be waived by the Board as a minor and inconsequential irregularity. The bid documents for the Project include a provision that the District

"...reserves the right to reject any or all bids, and to waive discrepancies, irregularities, informalities, or any other error in the bids or bidding, if to do so seems to best serve the public interest."

Case law provides that in situations where errors or omissions in bids do not give the bidder an advantage, and the bid otherwise substantially conforms to the bidding requirements, the bid may be accepted (MCM Const., Inc. v. City & County of San Francisco (1998) 66 Cal.App.4th 359). District Counsel also has advised that the case cited in the Protest Letter, MW Erectors, Inc. v Ornamental and Metal Works Co., is not applicable to the situation presented by the Crosno bid. That case deals with a situation where a contractor was not initially licensed when it started to perform work. The State Supreme Court ruled that it was barred from seeking recovery for work performed while it was unlicensed based on the Court's interpretation of the Contractor's State License Law. In this case, as Crosno points out in its response letter (the "Crosno Letter," copy attached), its license is clearly referenced several times in the bid, it is properly licensed and the license is active. In addition, under Business and Professions Code Section 7028.15, public agencies are required to verify that the contractor is licensed before a public works contract is awarded. Staff has now received a photo copy of Crosno's license and is otherwise satisfied that Crosno is properly licensed. Accordingly, staff believes the omission is minor and inconsequential, finds that the public interest would be best served by waiving it, and recommends that the Board of Directors award the contract for the construction of the Project to Crosno Construction.

Funding for the Project was one of the components in the analysis for the water rate increase effective March 1, 2016. The increased water rates were structured to provide \$100,000 annually to pay debt service on new debt issued for the Project, as well as for other outdated infrastructure improvements needed in the water facilities. The CCSD has applied for a low interest loan for the Project from the California Clean Water State Revolving Fund in amount of \$800,000. The current rate on loans from the State Revolving Fund is 1.6%, which would require annual payments of \$46,767 for twenty years, which is well within the additional funds being generated for debt service. We have also asked the Municipal Finance Corporation to research other alternatives for a regular loan from a commercial source, should the State Revolving Fund loan application not be approved. Another option would be to borrow the money internally from the CCSD General Fund. Staff will keep the Board apprised regarding the status of the application for the State Revolving Fund loan, as well as the other options.

Given its deteriorated condition, staff believes that the District must promptly move forward with replacing the Fiscalini Tank, even if the financing is not yet in place. Staff's recommendation is that, if necessary, initial Project payments be made by borrowing from the General Fund Reserves until long term financing is obtained. Accordingly, a Preliminary Cash Flow Forecast has been prepared, a copy of which is attached for Board consideration

The Project is exempt from the California Environmental Quality Act pursuant to CEQA Guidelines Section 15301 Class 1, Existing Facilities and Section 15302 Categorical Exemption, Class 2, Replacement or Reconstruction. A Notice of Exemption has been filed for the Project.

Attachments: Bid Results
Protest Letter
Crosno Letter
Preliminary Cash Flow Forecast

BOARD ACTION: Date _____ Approved: _____ Denied: _____

UNANIMOUS: ___ROBINETTE___ THOMPSON ___BAHRINGER___ RICE___ SANDERS___

BID TABULATION FOR PUBLIC WORKS PROJECTS

Owner: **CAMBRIA COMMUNITY SERVICES DISTRICT**

Project: **FISCALINI WATER TANK REPLACEMENT PROJECT**

Bid Deadline: **3/22/16 14:00**

Bidder	Date Received	Time Received	Sealed yes/no	Submitted via: Mail / In person	Total Bid Amount \$
Crosno Construction	3/22/16	13:40	YES	IN PERSON	482,900 Apparent low bidder*
Cushman	N/A				
John Madonna Construction (JMC)	3/22/16	13:39	YES	IN PERSON	887,250 *
Phelan	N/A				
Paso Robles Tank (PRT)	3/22/16	13:43	YES	IN PERSON	494,833
RSH Construction	N/A				
Spiess	3/22/16	13:37	YES	IN PERSON	592,750 *
Tarsco	N/A				

* NOT FULLY RESPONSIVE. SEE BID OPENING PROPOSAL CONTENTS CHECKLIST.

Crosno Construction is the apparent low bidder. The District has determined that the lack of the photo copy of their Contractor's license did not give them an advantage or benefit and was inconsequential and immaterial to the bid process.

**LAW OFFICES OF
DAVID P. BERSCHAUER
A PROFESSIONAL CORPORATION**
23232 PERALTA DRIVE, SUITE 102
LAGUNA HILLS, CALIFORNIA 92653

DAVID P. BERSCHAUER

TELEPHONE (949) 457-9210

TELECOPIER (949) 457-9450

JON D. ANDERSEN, OF COUNSEL

March 28, 2016

Cambria Community Services District, Owner
1316 Tamson Street
Cambria, California 93428

RE: Bid Protest - Fiscalini Water Tank Replacement Project
Our File No. : PR-998

To whom it may concern:

This office represents the interests of Paso Robles Tank, Inc. a bidder on your Fiscalini Water Tank Replacement Project. Please consider this letter as our client Paso Robles Tank, Inc.'s bid protest on the award of this public works contract. The bid tabulation and award was announced on Friday, March 25, 2016, where it was announced that Crosno Construction was the apparent low bidder.

It has come to our attention that at the bid opening hearing on Wednesday, March 23, 2016, it was announced that three of the four bids were not fully responsive to the bid opening proposal contents checklist and that Paso Robles Tank, Inc. was the only bidder whose bid was in fact responsive and was therefore the apparent low bidder. A copy of this checklist is contained in Article 7, entitled "attachments to this bid", see enclosed. Given the fact that Crosno Construction's bid was in fact read at the bid opening and was then announced to be not fully responsive to the bid opening proposal contents checklist it should have been disregarded as was the bids of John Madonna Construction and Spiess, which were not read at the public hearing for the stated reason that those bids were non-responsive to the checklist. The subsequent publishing of the bid amounts for John Madonna Construction and Spiess was inappropriate given the fact that those bids were not read at the bid opening, and could lead to a competitive disadvantage in the event that all bids are rejected and the project is republished for bid.

Cambria Community Services District, Owner
RE: Bid Protest – Fiscalini Water Tank Replacement Project
March 28, 2016
Page – 2 -

Thereafter it appears that the deficiencies in Crosno Construction's bid were inappropriately disregarded and it was awarded the contract as the apparent low bidder, despite the fact that it failed to complete and attach to the contractor's licensing statement the requisite documentary proof that Crosno Construction and its subcontractors are in fact California licensed contractors. The requirement of having a contractor's license is a necessary prerequisite to performing work and being paid as a contractor and is therefore not inconsequential, immaterial or insubstantial. (California Business & Professions Code §7031(a); MW Erectors, Inc. v. Ornamental and Metal Works Co. Inc. (2005) 36 Cal.4th 412.) Given the fact that Crosno Construction failed to follow such simple instructions on the front end of the bid it leads one to wonder what else they may have missed on the technical requirements on the back end. This reversal of position by the District following the announcements at the bid opening could be interpreted as the result of inappropriate post bid communications with Crosno Construction.

Crosno Construction's bid should be disregarded as non-responsive as were the bids of John Madonna Construction and Spiess, and the contract should be awarded to Paso Robles Tank, Inc. as the low bidder and only responsive bidder.

Very Truly Yours,



David P. Berschauer

DPB:ms

Enclosures

Cc: Paso Robles Tank, Inc., Crosno Construction, John Madonna Construction, Spiess

Carla Johnson

From: Vicki Marlin <vicki@asapreprographics.com>
Sent: Friday, March 25, 2016 9:35 AM
To: JMC; Crosno; Carla Johnson; bids@sccitanks.com; scoleman@sccitanks.com; GF Garcia & Sons; jim.viale@tfwarren.com; SLO County Bldrs.; Santa Maria Valley Contr.; Central Coast Builders Association
Subject: Bid Results - Cambria Fiscalini Water Tank Replacement Project
Attachments: Fiscalini Tank Replacement bid results R1.pdf

To All Plan Holders,

Attached please find the Bid Results for the Cambria Fiscalini Water Tank Project.

Thank you!

Victoria Marlin



ASAP Reprographics

Printing for Professionals, by Professionals

495 Morro Bay Blvd,
Morro Bay, CA 93442
Phone: 805.772.6921
FAX: 805.772.2010
vicki@asapreprographics.com
www.asapreprographics.com

BID TABULATION FOR PUBLIC WORKS PROJECTS

Owner: **CAMBRIA COMMUNITY SERVICES DISTRICT**

Project: **FISCALINI WATER TANK REPLACEMENT PROJECT**

Bid Deadline: **3/22/10 11:00**

Bidder	Date Received	Time Received	Sealed yes/no	Submitted via: Mail / In person	Total Bid Amount \$
Crosno Construction	3/22/10	13:40	YES	IN PERSON	482,900 * Apparent low bidder *
Cushman	N/A				
John Madonna Construction (JMC)	3/22/10	13:39	YES	IN PERSON	887,250 *
Phelan	N/A				
Paso Robles Tank (PRT)	3/22/10	13:43	YES	IN PERSON	494,833
RSH Construction	N/A				
Spieß	3/22/10	13:37	YES	IN PERSON	592,750 *
Tarsco	N/A				

*** NOT FULLY RESPONSIVE. SEE BID OPENING PROPOSAL CONTENTS CHECKLIST.**

Crosno Construction is the apparent low bidder. The District has determined that the lack of the photo copy of their Contractor's license did not give them an advantage or benefit and was inconsequential and immaterial to the bid process.

ARTICLE 7 – ATTACHMENTS TO THIS BID

7.01 The following documents are submitted with and made a condition of this Bid:

- A. Bid Form
- B. Experience Qualifications Form
- C. Contractor's Licensing Statement
- D. One photo copy of each license required by these Instructions to Bidders
- E. List of Subcontractors Form
- F. List of Material or Equipment Suppliers Form
- G. Required Bid Security
- H. Proof of Contractor and Subcontractor Registration with Department of Industrial Relations.
- I. Noncollusion Declaration
- J. Affirmative Action Program Form
- K. Proof of Worker's Compensation Insurance
- L. Certificate of Liability Insurance Endorsement
- M. Proof of Unemployment Insurance

ARTICLE 8 – DEFINED TERMS

8.01 The terms used in this Bid with initial capital letters have the meanings stated in the Instructions to Bidders, the General Conditions, and the Supplementary Conditions.

ARTICLE 9 – BID SUBMITTAL

BIDDER: *[Indicate correct name of bidding entity]*

By:

[Signature]

[Printed name]

(If Bidder is a corporation, a limited liability company, a partnership, or a joint venture, attach evidence of authority to sign.)


Attest:

[Signature]

[Printed name]

Title:

Submittal Date:



CROSNO CONSTRUCTION INC.

819 Sheridan Rd., Arroyo Grande, CA 93420 Office: (805) 343-7437 Fax: (805) 343-1006
CA license 835288 - A, C51 & C33 / Dept. of Industrial Relations #1000006959

March 23, 2016

Will Bellis, Advantage Technical Services c/o
Cambria Community Services District
1316 Tamson
Cambria, CA 93428

Re: Fiscalini Water Tank Replacement Project

Will,

It has come to our attention that a photo copy of our California Contractors License was inadvertently not included with our bid on the referenced project. Even though it was not in the bid package, Crosno Construction Inc. is a properly licensed California contractor and the license is active. A photo copy of our license is enclosed.

Throughout the bid package, our California Contractors License number is referenced multiple times including:

1. Article 9 – Bid Submittal page 5
2. The Contractors Licensing Statement lists our Contractors License number, expiration date, and is signed by the company President and Secretary.
3. Crosno Construction's Department of Industrial Relations (DIR) proof of registration. Please note, a valid and active contractors license is a requirement to obtain a DIR number. As is evidenced by our DIR registration that was included with our bid, we have a valid and active license.

Crosno Construction did not gain any competitive advantage over another bidder and we request that the Cambria Community Services District consider our bid responsive and award the project to Crosno Construction.

Also, in Article 19 – Evaluation of Bids And Award of Contract, it states that the Community Services District reserve the right to waive any irregularities, informalities, or any other error in the bid, if to do so seems to best serve the public interest. Crosno Construction, Inc. is a qualified contractor and the lowest bidder, it would seem to best serve the public interest to award the project to us.

Again, we request the Community Services District to consider our bid responsive and award the project to Crosno Construction, Inc.

Should you have any questions please do not hesitate to contact me.

Sincerely,

Wade Crosno
President



State Of California
CONTRACTORS STATE LICENSE BOARD
ACTIVE LICENSE



License Number **835288**

Entity **CORP**

Business Name **CROSNO CONSTRUCTION INC**

Classification(s) **A C33 C51**

Expiration Date **06/30/2016**

www.cslb.ca.gov



Cambria Community Services District Fiscalini Water Tank Replacement Project

Preliminary Cash Flow Forecast

Based on April Contract Execution

Crosno Construction, Inc.	May-16	Jun-16	Jul-16	Aug-16	Sep-16	Oct-16
Bid Item Description						
Mobilization & Coord.	\$ 5,000					
Pothole existing utilities	\$ 1,500					
Temporary Water tanks	\$ 18,000	\$ 19,000				\$ 19,000
Demolition		\$ 19,300				
Earthwork		\$ 5,000				
Tank Ringwall Foundation		\$ 43,500				
Sheeting, shoring		\$ 100				
New welded steel tank			\$ 126,600	\$ 100,000		
Seal welded roof interior				\$ 15,000		
Inlet/Outlet System				\$ 9,500		
Coatings					\$ 81,000	
Disinfection						\$ 2,000
Dehumidification					\$ 5,000	
Cathodic Protection						\$ 12,400
Demobilization						\$ 1,000
Tank Construction	\$ 24,500	\$ 86,900	\$ 126,600	\$ 124,500	\$ 86,000	\$ 34,400

Construction Contract Total: \$ 482,900

ATS, Inc	May-16	Jun-16	Jul-16	Aug-16	Sep-16	Oct-16
Task Description						
Submittal Review	\$ 1,080					
Preconstruction Meeting	\$ 575					
Document Control	\$ 840				\$ 500	\$ 500
Field Engineer	\$ 1,150					
Rebar and Concrete QA		\$ 3,680				
Earth Systems Grading QA		\$ 4,000				
Earth Systems Materials Test		\$ 6,000				
Shop Fab. Quality Assurance			\$ 2,280			
Construction Management	\$ 3,800	\$ 1,200	\$ 1,200	\$ 400	\$ 1,500	\$ 3,038
Welding Quality Assurance			\$ 8,000	\$ 3,090		
Coatings Quality Assurance		\$ 3,840		\$ 5,000	\$ 11,400	
Management & Quality	\$ 7,445	\$ 18,720	\$ 11,480	\$ 8,490	\$ 13,400	\$ 3,538

Construction Management and Quality Assurance Services Total: \$ 63,073

Cash Flow Projection	May-16	Jun-16	Jul-16	Aug-16	Sep-16	Oct-16
Monthly Total	\$ 31,945	\$ 105,620	\$ 138,080	\$ 132,990	\$ 99,400	\$ 37,938

CAMBRIA COMMUNITY SERVICES DISTRICT

TO: Board of Directors

AGENDA NO.

9.D.

FROM: Jerry Gruber General Manager

Meeting Date: April 28, 2016 Subject: Discussion and Consideration of the Preliminary Budget for Fiscal Year 2016-2017

RECOMMENDATIONS

- Receive a staff presentation on the Preliminary Budget for Fiscal Year 2016/2017.
- Receive public input.
- Discuss and Consider the Preliminary Budget for Fiscal Year 2016/2017 and provide direction to staff.

FISCAL IMPACT

The Fiscal Year 2016/2017 Budget being presented would authorize total Revenue Projections, Expenditure Authorities, and changes to the Water, Wastewater, and General Fund Balances as follows:

	<i>REVENUES</i>	<i>EXPENDITURES</i>	<i>CHANGE TO FUND BALANCE</i>
<u>GENERAL FUND</u>			
FIRE	1,903,812	1,903,813	(0)
F&R	619,948	619,948	0
P&R	161,602	161,602	0
ADMIN	1,786,690	1,786,690	0
TOTAL GF	4,472,052	4,472,053	(0)

	<i>REVENUES</i>	<i>EXPENDITURES</i>	<i>CHANGE TO FUND BALANCE</i>
<u>WASTEWATER</u>			
TOTAL WW	2,496,000	2,496,000	0

	<i>REVENUES</i>	<i>EXPENDITURES</i>	<i>CHANGE TO FUND BALANCE</i>
<u>WATER</u>			
OPERATIONS	2,968,591	2,968,591	0
SWF CAP COST REC	831,000	810,605	20,395
SWF OPERATIONS	111,955	227,140	(115,185)
TOTAL WF	3,911,546	4,006,336	(94,790)

DISCUSSION:

Attached is the preliminary Fiscal Year 2016/2017 CCSD Budget for review and consideration. An organization chart is provided on page 1. Area summaries are provided on pages 2 through 10 and budget details for each area are provided on pages 11 through 36.

In preparation for the preliminary Fiscal Year 2016/2017 Budget, certain assumptions needed to be made both from a revenue and expenditure perspective. These budgetary assumptions follow.

The Property Tax Revenue estimate in the budget is projected to increase from FY 2015/2016 to FY 2016/17 by 5.0% or \$231,128.

The Fire Benefit Assessment is projected to increase from FY 2015/2016 to FY 2016/17 by 2.0% or \$8,680.

This preliminary budget includes a Cost of Living Salary increase on July 1, 2016 for SEIU employees of 3.5% and one for IAFF Firefighters on 12/20/16 for 3.5%. Budgeted staff now includes 32 full time and 12 part-time employees representing 33 Full Time Equivalent employees. A detailed staffing plan Fiscal Year 2016-17 is included as part of the proposed budget.

In the preliminary budget the net cost to operate the Administrative Department has been fully allocated to other departments in the General Fund and to the Water and Wastewater Funds based on the percent of administration staffing effort that is dedicated to each department or fund.

The attached preliminary budget has the following columns:

- The Fiscal Year 2015-16 Budget (this is the budget as amended at the Board meeting in February 2016),
- Actual Expenditures for Fiscal Year 2015-16 through March 31, 2016,
- The Preliminary Fiscal Year 2016-17 Budget, and
- The difference between the Preliminary Budget and the Fiscal Year 2015-16 Budget which was approved in February 2016.

Water Fund: Operations Department Analysis. On February 12, 2016, the District adopted increased water and wastewater rates which are designed to eliminate operating deficits in those funds. The new rates became effective March 1, 2016 and are reflected in the budgeted revenues for those funds.

The following chart shows the preliminary budget for FY 16-17 compared to the revenues and expenditures projected in the rate study associated with the rate increases.

WATER DEPARTMENT	RATE STUDY	FY 16-17 BUDGET
WATER SALES	1,937,000	1,937,001
STANDBY	178,000	178,000
RESOURCE CONSV	70,000	98,500
OTHER	60,000	95,090
PROCEEDS FROM DEBT	1,000,000	660,000
TOTAL REVENUES	3,245,000	2,968,591
PERSONNEL	769,000	689,316
REPAIRS	250,000	263,660
UTILITIES	139,000	136,100
PROFSNAL SERVICES	58,000	160,000
SERVICES/SUPPLIES	161,000	178,000
RESOURCE CONSV	76,000	80,000
OVERHEAD	634,000	582,418
DEBT SERVICE	100,000	109,097
TOTAL EXPENDITURES	3,187,000	2,968,591
DIFFERENCE	58,000	-

The rate study anticipated \$2,245,000 in operational revenues and \$2,187,000 in operational expenditures leaving a surplus of \$58,000. The rate study also anticipated incurring debt of \$1,000,000 and paying that debt off using \$100,000 generated by the rates each year. The budget being presented has anticipated revenues and expenditures of \$2,968,591 leaving no surplus or deficit.

Resource conservation revenues are higher than rate study estimates because we are anticipating more remodel fees than estimated in the rate study.

Projected Professional Services are higher than included in the rate study because \$75,000 has been added for development of an Urban Water Management Plan and \$51,000 has been added for continued use of Balance Public Relations to assist the District receive financing (grants and low income loans) for needed capital projects.

Services and Supplies are higher than projected in the rate study because of higher licensing fees and higher lab testing and supplies.

Capital Expenditures include \$660,000 for replacement of the Fiscalini Water Tank, \$60,000 for a SCADA system for the San Simeon Well Field, \$40,000 towards pump station upgrades at the Rodeo Grounds, and \$10,000 for a GIS system.

Sustainable Water Facility Analysis. There are four budgets for the Sustainable Water Facility (SWF).

The first SWF budget is the **Operating Budget**. The additional operating revenues which are charged when the plant is operating are included in this budget. All costs associated with operating the plant are also included in the budget. The preliminary budget to operate the plant for three months projects revenues of \$111,955 and expenditures of \$227,140 resulting in a deficit of \$115,185 for the year. The rate study provided by Bartles and Wells in 2014 projected revenues and expenditures in this area to be \$220,000 per year. Revenues will be substantially below the revenues projected in the rate study because those revenues were based on a 20% reduction in water sales during operation of the plant and the District is actually experiencing closer to a 40% reduction in sales which results in actual revenues being \$108,000 less than projected in the rate study. Expenditures are higher than projected in the rate study primarily due to extensive monitoring and operating modifications due to environmental requirements that were not anticipated in the rate study. Staff anticipates that the cost of environmental monitoring will decrease once the permanent operating permit is obtained.

The second SWF budget is the **Capital Cost Recovery Budget**. All revenues from the monthly SWF fixed charges and the monthly SWF usage charges are included in this budget. The funds are dedicated to pay for debt service on the original loan of \$8,939,000 and to pay for maintenance of the SWF when it is not operating. The preliminary budget was developed assuming the SWF will be operational for three months during the fiscal year. The preliminary budget projects revenues of \$831,000 and expenditures of \$810,605 resulting in a surplus of \$20,395 for the year.

The third SWF budget is the **Capital Projects Budget for the Santa Rosa Creek Project**. This is a continuation of the budget approved last fiscal year. Grant funds from the Drinking Water Drought Grant Program in the amount of \$307,876 have been approved. \$248,246 (80%) of those funds have been received and receipt of the additional funds is anticipated this year. Expenditures of \$390,832 have been incurred and future expenses of about \$10,000 are anticipated bringing total projected expenditures to \$400,832. Staff is proposing an increase in expenditure authority to \$400,832 which will leave a deficit of \$92,956 to be funded from the Water Fund Balance.

The fourth AWTP budget is the **Capital Projects Budget for the Sustainable Water Facility (San Simeon Creek Project)**. This is a continuation of the budget approved last fiscal year. Staff will review this project before the budget is presented in May to see if any changes need to be made.

Wastewater Fund Analysis. On February 12, 2016, the District adopted increased water and wastewater rates which are designed to eliminate operating deficits in those funds. The new rates became effective March 1, 2016 and are reflected in the budgeted revenues for those funds.

The following chart compares the preliminary budget for FY 16-17 compared to the revenues and expenditures projected in the rate study associated with the rate increases.

WASTEWATER DEPARTMENT	RATE STUDY	FY 16-17 BUDGET
WW SALES	1,862,000	1,862,000
STANDBY	119,000	119,000
OTHER		
LOAN PROCEEDS		515,000
TOTAL REVENUES	1,981,000	2,496,000
PERSONNEL	676,000	683,318
REPAIRS	250,000	250,000
UTILITIES	168,000	163,700
PROFESSIONAL SERVICES	27,000	68,700
SERVICES/SUPPLIES	218,000	215,700
OVERHEAD	436,000	429,768
DEBT SERVICE	161,000	169,814
CAPITAL PROJECTS		515,000
TOTAL EXPENDITURES	1,936,000	2,496,000
DIFFERENCE	45,000	0

The rate study anticipated \$1,981,000 in revenues and \$1,936,000 in expenditures leaving a surplus of \$45,000. The preliminary budget has anticipated revenues and expenditures of \$2,496,000 leaving no surplus or deficit.

Projected Professional Services are higher than included in the rate study because \$51,000 has been added for continued use of Balance Public Relations to assist the District receive financing (grants and low income loans) for needed capital projects.

This budget includes \$50,000 for a camera survey and hydro-cleaning of 10% of our wastewater lines which was not anticipated in the Rate Study.

This budget also includes \$515,000 for major maintenance as shown on page 26. This major maintenance will be funded with loans from the General Fund which will be repaid using some of the annual “maintenance funds” collected from the increased wastewater rates. The increased rates are designed to provide an additional \$250,000 per year for maintenance but staff believes that maintenance efforts can be restricted to no more than \$175,000 leaving about \$75,000 per year to repay the loan. The Water and Wastewater Ad Hoc Committee supports this approach to resolving these immediate needs for major maintenance at the wastewater plant.

General Fund Analysis. The preliminary budget for the General Fund is balanced as shown below.

	<u>REVENUES</u>	<u>EXPENDITURES</u>	<u>CHANGE TO FUND BALANCE</u>
GENERAL FUND			
FIRE	1,903,812	1,903,813	(0)
F&R	619,948	619,948	0
P&R	161,602	161,602	0
ADMIN	1,786,690	1,786,690	0
TOTAL GF	4,472,052	4,472,053	(0)

Fire Department. The budget for the Fire Department includes 3 additional firefighters hired under the Safer Grant Program. The projected revenues for the Fiscal Year include \$167,628 in Safer grant reimbursements for these additional firefighters.

Staff recommends purchasing a new first out fire truck this year. We have a proposal for the truck for approximately \$620,000. Staff has applied for a grant to pay for this fire truck and should know if it is approved by June. If the grant is not approved, staff will include \$135,000 in the final budget in June for financing the purchase of the truck.

The Fire Department needs to replace all Personal Protective Equipment (PPE) for all fire fighters. There are two sets of PPE: one for fighting structure fires and one for fighting wildland fires. The cost to replace one set of PPE for structure fires is \$2,380. The cost to replace one set of PPE for wildland fires is \$525. We need 25 sets for the entire Fire Department which will cost \$72,625. Those costs have not been included in this budget because the District is applying for grants to pay for these purchases. Once it is known exactly how much of our requirements will be funded by grants, the remaining costs will be requested as an augment to this budget

Facilities and Resources Department. The projected revenues for the Fiscal Year for the Facilities and Resources Department are \$32,300 less than last year. Last year’s budget included \$60,000 for a grant to purchase trash containers for Main Street. That revenue is not available this year. However, Vet’s Hall rental revenues are expected to exceed last year’s budget by \$7,845 because of a policy change that drastically reduced the fee waivers that were previously being granted. The projected expenditures for the Fiscal Year for Facilities and Resources are \$9,033 less than last year. Increases in personnel costs of \$62,248 and overhead costs of \$5,180 were more than offset by the decrease in capital expenditures of \$72,000. Personnel costs are greater this year because there was a vacancy for much of the year last year which has been filled. The \$72,000 that was budgeted for trash containers last year is not required this year.

Parks and Recreation Department. The projected revenues for the Fiscal Year for Parks and Recreation Department are \$161,602. That includes \$135,486 from what is left of the Proposition 1A Reserve Funds that have been committed to the East Ranch Improvement Project. The projected expenditures for the Fiscal Year Budget for Parks and Recreation are \$161,602. This is primarily due to projected expenditures of \$135,486 for the East Ranch Improvement Project but also includes \$10,000 for demolition and removal of the old Phyllips house on the East Ranch.

Administration Department. The projected revenues for the Fiscal Year for the Administrative Department are \$157,371 more than last fiscal year. Increases in property taxes of \$216,876 were partially offset by a decrease of \$57,031 for state mandated costs reimbursements. The proposed expenditures for Fiscal Year 16-17 for the Administrative Department are \$231,598 more than last fiscal year. This increase is primarily due to increases in personnel costs of \$181,974 and capital project expenditures of \$45,000. Last year, two part-time Admin Tech 2 positions that were originally included in the budget were not filled. As a result, at the mid-year budget review, the personnel budget was reduced by almost \$100,000 to reflect those vacancies. The additional \$82,000 being budgeted this year reflects changing both of those part-time positions to full time positions and Cost of Living salary increases for all Admin staff provided in the SEIU agreement. Also in the original budget last year, \$37,500 was included for capital equipment but at the mid-year budget review it was recognized that those expenditures were not going to be made so the budget for last year was reduced to zero at that time.

CONCLUSION:

The **General Fund** is essentially balanced and no contribution to or from the General Fund's Fund Balance is projected at this time.

The **Water Fund** has a total projected deficit of \$94,790. The department operating budget is balanced while the SWF Capital Cost Recovery Department has a surplus of \$20,395 and the SWF Operations Department has a deficit of \$115,185.

The **Wastewater Fund** is essentially balanced and no contribution to or from the Fund Balance is projected at this time. The budget includes \$515,000 in capital expenditures and \$217,322 in debt service.

Major maintenance and capital improvement projects in all three funds (General Fund, Water Fund and Wastewater Fund) have been deferred for many years. As a result of the poor condition of both plants (water and wastewater) and their associated delivery and collection systems, the District now consistently experiences significant system failures requiring expensive emergency corrective action. This is a problem that has been developing for years and it gets worse each year. The rate study conducted in 2015 partially addressed this issue by providing \$100,000 each year in the Water Fund to allow that fund to borrow \$1,000,000 immediately to pay for crucial infrastructure improvements including the replacement of the Fiscalini Water tank. However, that rate study did not provide any funding for infrastructure improvements in the Wastewater Fund.

An immediate comprehensive rate study of the Wastewater facility is essential to catalog all existing infrastructure, machinery and equipment and to develop realistic repair and replacement schedules as well as ongoing maintenance requirements. Rates charged for Wastewater services must be examined and appropriate rates determined to provide for efficient and effective service delivery.

It is again that time of the year for me to thank all the staff at the CCSD for their dedication and hard work this past year. The Water Department staff operated the SWF plant successfully and continues to operate the regular plant in an outstanding manner. The Wastewater staff has operated short staffed and without a permanent supervisor for much of the year and

continues to deal with crisis situations in a professional and exemplary manner. Administrative functions were understaffed during much of the year but all necessary work was accomplished due to the dedication of the staff we did have. And the firefighters in the Fire Department rallied around a temporary Fire Chief to continue providing all fire prevention and emergency medical services while transitioning to a new fire chief.

Attachments:

A. Preliminary CCSD Fiscal Year 2016/2017 Budget

BOARD ACTION: Date _____ Approved: _____ Denied: _____

UNANIMOUS: ___ ROBINETTE ___ THOMPSON ___ BAHRINGER ___ RICE ___ SANDERS

Cambria Community Services District



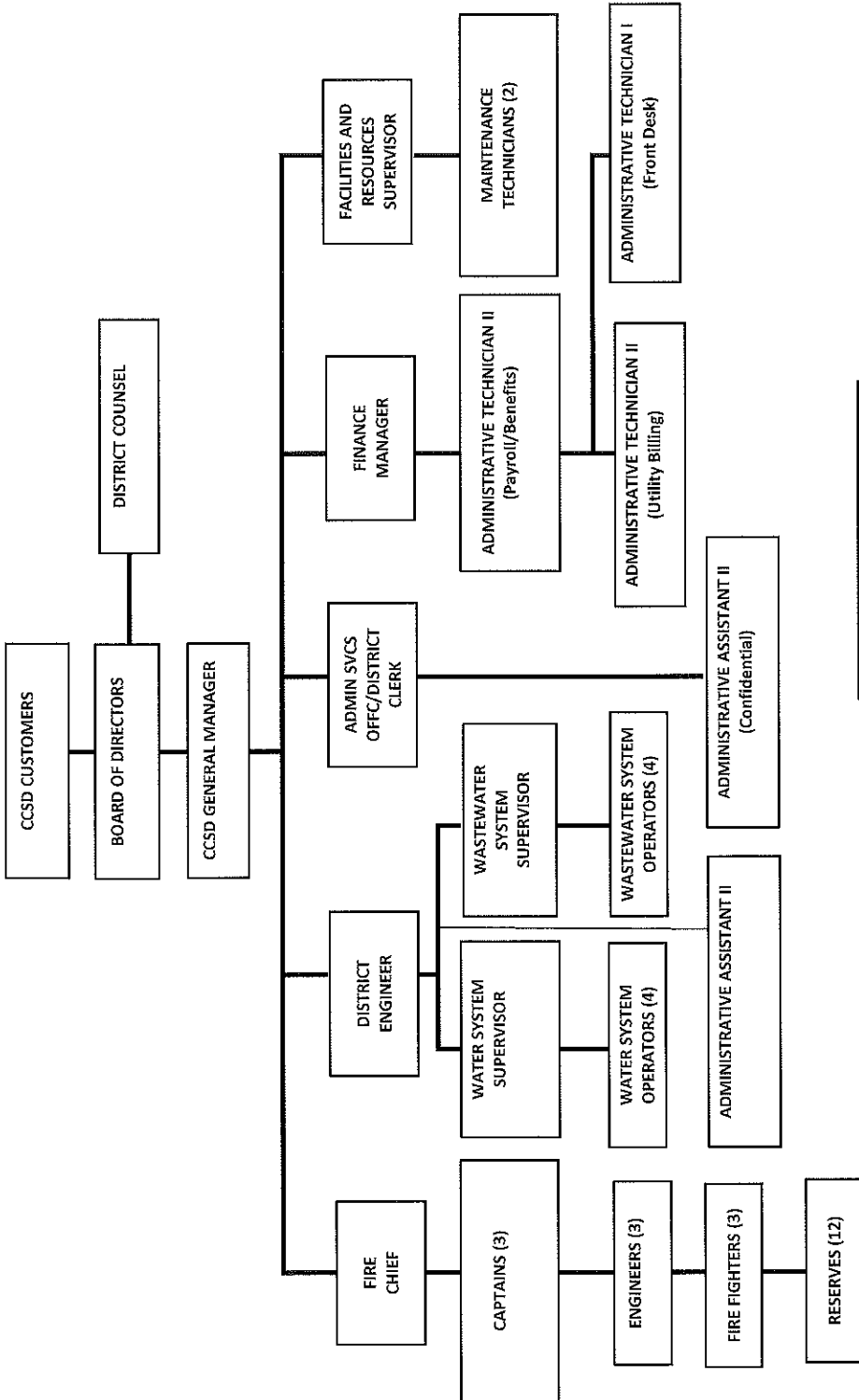
FISCAL YEAR 2016 - 2017 PRELIMINARY OPERATING BUDGET

**Cambria Community Services District
Fiscal Year 2016- 2017 Budget**

Table of Contents

Organizational Chart	1
Budget Summaries	
Water Fund Operations	2
Water Fund SWF Operations	3
Water Fund Santa Rosa Creek Capital Project	4
Water Fund SWF Capital Project	5
Wastewater Fund	6
General Fund: Fire Department	7
General Fund: Facilities & Resources Department	8
General Fund: Park & Recreation Department	9
General Fund: Administration Department	10
Budget Details	
Water Fund Operations	11
Water Fund SWF Operations	16
Water Fund SWF Capital Cost Recovery	17
Water Fund Capital Project: Santa Rosa Creek	18
Water Fund Capital Project: Sustainable Water Facility	19
Wastewater Fund	21
General Fund: Fire Department	27
General Fund: Facilities & Resources Department	31
General Fund: Park & Recreation Department	34
General Fund: Administration Department	36

CCSD BUDGETED ORGANIZATIONAL CHART FISCAL YEAR 2016-2017



1

Staffing Plan

Directors:	5
Employees:	
Full Time	32 (32.0 Full Time Equivalent)
Part-Time	12 (1.0 Full Time Equivalent)
Total	44 (33.0 Full Time Equivalent)

New Positions

- 3 Fire Fighters funded by SAFER Grant

Changed Positions

- Confidential Admin Assistant (28 hours per week) changed to 40 hours per week
- Admin Tech I (Front Desk)(28 hours per week) changed to 40 hours per week

Deleted Positions

- Admin Tech I (Office Support) (16 hrs per week)
- Admin Assistant (24 hours per week)

CAMBRIA COMMUNITY SERVICES DISTRICT
FY 201 - 2017 PRELIMINARY BUDGET APRIL 28, 2016
WATER FUND - OPERATIONS SUMMARY

ACCOUNT DESCRIPTION	FISCAL YEAR 2015/2016 BUDGET	ACTUAL AS OF 3/31/16	PROPOSED FISCAL YEAR 2016/2017 BUDGET	INCREASE/ (DECREASE) FROM FY 15-16 TO FY 16-17
OPERATING REVENUES				
SERVICE FEES	1,555,700	995,527	1,937,002	381,302
STANDBY AVAILABILITY	127,000	134,528	178,000	51,000
ACCOUNT SERVICE FEES	24,700	18,545	31,600	6,900
LATE FEES	30,500	18,809	40,200	9,700
ADMIN FEES	-	21,999	3,290	3,290
INTEREST INCOME	-	-	-	-
PROCEEDS FROM DEBT	-	-	660,000	660,000
OTHER	14,000	16,000	20,000	6,000
RESOURCE CONSERVATION	97,700	77,707	98,500	800
TOTAL OPERATING REVENUES	1,849,600	1,283,115	2,968,591	1,118,991
OPERATING EXPENDITURES				
SALARIES & WAGES	355,895	321,843	362,364	6,469
PAYROLL TAXES & BENEFITS	315,688	240,952	326,952	11,264
MAINTENANCE & REPAIR-DELIVERY SYSTEM	222,800	239,673	195,300	(27,500)
MAINTENANCE & REPAIR-PLANT	-	-	40,000	40,000
MAINTENANCE & REPAIR-VEHICLES & EQUIP	39,000	28,330	25,000	(14,000)
MAJOR MAINTENANCE	-	-	3,360	3,360
OFFICE SUPPLIES & EQUIPMENT	22,200	72,025	23,300	1,100
GOVERNMENT FEES, DUES, PUBLICATIONS	55,000	38,250	55,000	-
UTILITIES	142,300	93,688	136,100	(6,200)
BAD DEBT & CLAIMS	2,800	1,430	2,800	-
PROFESSIONAL SERVICES	93,800	53,277	160,000	66,200
LEASE-WELL SITE	36,100	36,727	36,200	100
OPERATING SUPPLIES & EQUIPMENT	47,350	31,399	54,550	7,200
TRAINING/TRAVEL & RECRUITMENT	5,400	929	4,900	(500)
PUBLIC OUTREACH & EDUCATION	1,250	299	1,250	-
DEBT SERVICE	9,097	-	109,097	100,000
CAPITAL OUTLAY	45,800	57,019	770,000	724,200
RESOURCE CONSERVATION PROGRAMS	87,563	31,212	80,000	(7,563)
ALLOCATED OVERHEAD	610,216	457,662	582,418	(27,798)
TOTAL OPERATING EXPENDITURES	2,092,259	1,704,715	2,968,591	876,332
OPERATING REVENUE & DEBT PROCEEDS				
LESS EXPENDITURES	(242,659)	(421,600)	-	242,659

**CAMBRIA COMMUNITY SERVICES DISTRICT
 FY 2016-2017 FIRST DRAFT OF BUDGET (APRIL 28, 2016)
 WATER FUND - SUSTAINABLE WATER FACILITY OPERATIONS
 SUMMARY**

	<u>REVENUES</u>	<u>EXPENDITURES</u>	<u>NET</u>
CAPITAL COST RECOVERY	831,000	810,605	20,395
PLANT OPERATIONS	111,955	227,140	(115,185)
COMBINED	942,955	1,037,745	(94,790)

**CAMBRIA COMMUNITY SERVICES DISTRICT
FISCAL YEAR 2016 - 2017 CAPITAL PROJECTS BUDGET
SANTA ROSA CREEK CAPITAL PROJECT**

	Approved Budget <u>FY 2015/16</u>	Already Incurred <u>3/31/2016</u>	<u>Projected</u>	Grand <u>Total</u>	Proposed Budget <u>Authority</u>
REVENUES	307,876	248,246	59,630	307,876	307,876
EXPENDITURES	394,134	390,832	10,000	400,832	400,832
DIFFERENCE	(86,258)	(142,586)	49,630	(92,956)	(92,956)

**CAMBRIA COMMUNITY SERVICES DISTRICT
FISCAL YEAR 2016 - 2017
SUSTAINABLE WATER FACILITY CAPITAL PROJECT
SUMMARY**

	Approved Budget <u>FY 2015/16</u>	Already Incurred <u>3/31/2016</u>	<u>Projected</u>	Grand <u>Total</u>
REVENUES	13,321,256	13,102,142	219,113	13,321,255
EXPENDITURES				
CDM SMITH TASK ORDERS	2,786,818	2,554,227	232,591	2,786,818
DESIGN BUILD COSTS: CDM CONSTRUCTORS	7,366,742	7,067,364	299,378	7,366,742
COASTAL DEVELOPMENT PERMIT	1,350,080	533	1,349,547	1,350,080
PROFESSIONAL SERVICES	560,699	535,699	25,000	560,699
START-UP COSTS	412,023	372,953	39,070	412,023
OTHER COSTS	433,747	240,747	193,000	433,747
TOTAL EXPENDITURES	12,910,109	10,771,523	2,138,586	12,910,109
DIFFERENCE	411,147	2,330,619	(1,919,473)	411,146

CAMBRIA COMMUNITY SERVICES DISTRICT
FY 201 - 2017 PRELIMINARY BUDGET APRIL 28, 2016
WASTEWATER FUND - OPERATIONS SUMMARY

ACCOUNT DESCRIPTION	FISCAL YEAR 2015/2016 BUDGET	ACTUAL AS OF 3/31/16	PROPOSED FISCAL YEAR 2016/2017 BUDGET	INCREASE/ (DECREASE) FROM FY 15-16 TO FY 16-17
OPERATING REVENUES				
SERVICE FEES	1,777,800	1,176,486	1,860,000	82,200
STANDBY AVAILABILITY	117,300	88,036	119,000	1,700
INTEREST INCOME	1,300	-	2,000	700
LOAN PROCEEDS	-	-	515,000	515,000
TOTAL OPERATING REVENUES	1,896,400	1,264,522	2,496,000	599,600
OPERATING EXPENDITURES				
SALARIES & WAGES	309,100	236,150	421,683	112,583
PAYROLL TAXES & BENEFITS	264,300	196,387	261,635	(2,665)
MAINTENANCE & REPAIR-COLLECTION SYSTEM	40,000	45,914	101,500	61,500
MAINTENANCE & REPAIR-PLANT	201,500	136,373	40,000	(161,500)
MAINTENANCE & REPAIR-GROUNDS	4,600	16,222	9,000	4,400
MAINTENANCE & REPAIR-VEHICLES & EQUIP	11,700	20,649	27,000	15,300
MAJOR MAINTENANCE	4,900	13,583	2,784	(2,116)
SLUDGE DISPOSAL	50,600	43,664	50,000	(600)
OFFICE SUPPLIES & EQUIPMENT	16,200	12,838	20,400	4,200
GOVERNMENT FEES, DUES, PUBLICATIONS	94,500	91,167	92,500	(2,000)
UTILITIES	183,900	127,790	163,700	(20,200)
PROFESSIONAL SERVICES	90,000	69,609	68,700	(21,300)
OPERATING SUPPLIES & EQUIPMENT	49,400	38,842	47,900	(1,500)
TRAINING/TRAVEL & RECRUITMENT	4,800	3,018	4,800	-
PUBLIC OUTREACH & EDUCATION	100	172	100	-
DEBT SERVICE	343,945	173,814	239,530	(104,415)
CAPITAL OUTLAY	48,000	8,000	515,000	467,000
ALLOCATED OVERHEAD	419,345	314,509	429,768	10,423
TOTAL OPERATING EXPENDITURES	2,136,890	1,548,701	2,496,000	359,110
OPERATING REVENUES & DEBT PROCEEDS				
LESS EXPENDITURES	(240,490)	(284,179)	0	240,490

**CAMBRIA COMMUNITY SERVICES DISTRICT
 FY 201 - 2017 PRELIMINARY BUDGET APRIL 28, 2016
 GENERAL FUND - FIRE DEPARTMENT SUMMARY**

ACCOUNT DESCRIPTION	FISCAL YEAR 2015/2016 BUDGET	ACTUAL AS OF 3/31/16	PRELIMINARY FISCAL YEAR 2016/2017 BUDGET	INCREASE/ (DECREASE) FROM FY 15-16 TO FY 16-17
OPERATING REVENUES				
PROPERTY TAXES	1,245,400	879,162	1,266,405	21,005
FIRE BENEFIT ASSESSMENT	434,000	290,169	442,680	8,680
WEED ABATEMENT/FUEL REDUCTION	11,500	15,794	11,500	-
MUTUAL AID/INSPECTION FEES	1,000	-	1,000	-
INTEREST INCOME	100	-	100	-
GRANT/DONATION REVENUE	90,000	3,383	167,628	77,628
OTHER	14,500	10,424	14,500	-
TOTAL OPERATING REVENUES	1,796,500	1,198,932	1,903,813	107,313
OPERATING EXPENDITURES				
SALARIES & WAGES	699,100	446,254	934,891	235,791
PAYROLL TAXES & BENEFITS	395,000	255,013	469,773	74,773
INSURANCE & OTHER SERVICES	900	203	600	(300)
MAINTENANCE & REPAIR	74,500	43,351	66,500	(8,000)
OFFICE SUPPLIES & EQUIPMENT	9,200	2,390	8,500	(700)
GOVERNMENT FEES, DUES, PUBLICATIOI	40,000	39,445	40,500	500
UTILITIES	17,300	11,561	13,200	(4,100)
PROFESSIONAL SERVICES	243,200	61,786	36,200	(207,000)
CLAIMS	-	-	-	-
FUEL HAZARD CONTRACT	-	-	-	-
OPERATING SUPPLIES & EQUIPMENT	127,200	31,632	65,300	(61,900)
SURF RESCUE/NCOR	5,000	1,638	5,000	-
GRANT EXPENDITURES	-	-	-	-
TRAINING/TRAVEL & RECRUITMENT	48,000	10,382	24,300	(23,700)
PUBLIC OUTREACH & EDUCATION	1,500	1,208	1,500	-
EQUIPMENT LEASE	-	-	-	-
DEBT SERVICE	14,894	940	9,592	(5,302)
CAPITAL OUTLAY	11,000	-	14,550	3,550
ALLOCATED OVERHEAD	201,252	134,168	213,407	12,155
TOTAL OPERATING EXPENDITURES	1,888,046	1,039,971	1,903,813	15,767
OPERATING REVENUE LESS EXPENDITUI	(91,546)	158,962	(0)	91,546

CAMBRIA COMMUNITY SERVICES DISTRICT
FY 201 - 2017 PRELIMINARY BUDGET APRIL 28, 2016
GENERAL FUND - FACILITIES & RESOURCES DEPARTMENT SUMMARY

ACCOUNT DESCRIPTION	FISCAL YEAR 2015/2016 BUDGET	ACTUAL AS OF 3/31/16	PRELIMINARY FISCAL YEAR 2016/2017 BUDGET	INCREASE/ (DECREASE) FROM FY 15-16 TO FY 16-17
OPERATING REVENUES				
PROPERTY TAXES	561,863	396,654	581,748	19,885
VETERAN'S HALL RENT	30,085	16,204	30,000	(85)
OTHER RENTS	300	3,845	6,200	5,900
GRANTS	60,000	-	-	(60,000)
OTHER	-	13,724	2,000	2,000
TOTAL OPERATING REVENUES	652,248	430,427	619,948	(32,300)
OPERATING EXPENDITURES				
SALARIES & WAGES	151,961	94,593	194,841	42,880
PAYROLL TAXES & BENEFITS	138,314	90,432	157,682	19,368
MAINTENANCE & REPAIRS-VETERAN'S HALL	12,000	5,888	12,000	-
MAINTENANCE & REPAIRS-OTHER	86,170	24,455	86,340	170
UTILITIES	34,446	22,291	30,050	(4,396)
PROFESSIONAL SERVICES	6,500	3,937	3,120	(3,380)
OTHER	24,746	9,119	25,000	254
TRAINING/TRAVEL & RECRUITMENT	500	49	600	100
DEBT SERVICE	16,418	-	19,209	2,791
CAPITAL OUTLAY	72,000	65,581	-	(72,000)
ALLOCATED OVERHEAD	85,926	57,284	91,106	5,180
TOTAL OPERATING EXPENDITURES	628,981	373,629	619,948	(9,033)
OPERATING REVENUE LESS EXPENDITURES	23,267	56,798	-	

**CAMBRIA COMMUNITY SERVICES DISTRICT
 FY 201 - 2017 PRELIMINARY BUDGET APRIL 28, 2016
 GENERAL FUND - PARK & RECREATION DEPARTMENT SUMMARY**

ACCOUNT DESCRIPTION	FISCAL YEAR 2015/2016 BUDGET	ACTUAL AS OF 3/31/16	PRELIMINARY FISCAL YEAR 2016/2017 BUDGET	INCREASE/ (DECREASE) FROM FY 15-16 TO FY 16-17
OPERATING REVENUES				
PROPOSITION 1A RESERVE	135,486	-	135,486	-
PROPERTY TAXES	27,676	19,538	25,611	(2,065)
OTHER	505	-	505	-
TOTAL OPERATING REVENUES	163,667	19,538	161,602	(2,065)
OPERATING EXPENDITURES				
PUBLIC OUTREACH /EDUCATION	1,268	-	-	(1,268)
PROFESSIONAL SERVICES	500	-	500	-
CAPITAL OUTLAY	175,236	19,150	145,486	(29,750)
ALLOCATED OVERHEAD	16,413	-	15,616	(797)
TOTAL OPERATING EXPENDITURES	193,417	19,150	161,602	(31,815)
OPERATING REVENUES LESS EXPENDITURES	(29,750)	388	-	29,750

CAMBRIA COMMUNITY SERVICES DISTRICT
FY 201 - 2017 PRELIMINARY BUDGET APRIL 28, 2016
GENERAL FUND - ADMINISTRATION DEPARTMENT SUMMARY

ACCOUNT DESCRIPTION	FISCAL YEAR 2015/2016 BUDGET	ACTUAL AS OF 3/31/16	PROPOSED FISCAL YEAR 2016/2017 BUDGET	INCREASE/ (DECREASE) FROM FY 15-16 TO FY 16-17
OPERATING REVENUES				
ADMINISTRATIVE OVERHEAD CHARGES	1,334,743	889,829	1,332,316	(2,428)
PROPERTY TAXES	157,748	111,364	374,624	216,876
INTEREST INCOME	4,000	1,410	4,000	-
SERVICE FEES	378	324	400	22
FRANCHISE FEES	72,400	53,065	72,400	-
OTHER	60,050	63,009	2,950	(57,100)
TOTAL OPERATING REVENUES	1,629,319	1,119,001	1,786,690	157,371
OPERATING EXPENDITURES				
SALARIES & WAGES	562,218	374,957	732,596	170,378
PAYROLL TAXES & BENEFITS	448,420	236,910	460,016	11,596
INSURANCE & CLAIMS	70,000	65,037	70,000	-
MAINTENANCE & REPAIRS	85,060	56,390	85,900	840
OFFICE SUPPLIES & EQUIPMENT	28,500	12,759	28,800	300
GOVERNMENT FEES, DUES, PUBLICATIONS	49,000	35,551	47,000	(2,000)
UTILITIES	22,800	14,362	34,900	12,100
DISTRICT OFFICE RENT	38,186	25,457	38,186	-
PROFESSIONAL SERVICES	207,000	157,327	192,720	(14,280)
TRAINING/TRAVEL & RECRUITMENT	31,000	16,288	38,400	7,400
PUBLIC OUTREACH & EDUCATION	3,178	159	3,600	422
CAPITAL OUTLAY	-	-	45,000	45,000
DEBT SERVICE	9,730	491	9,572	(158)
TOTAL OPERATING EXPENDITURES	1,555,092	995,688	1,786,690	231,598
OPERATING REVENUE LESS EXPENDITURES	74,227	123,313	-	(74,227)

**CAMBRIA COMMUNITY SERVICES DISTRICT
FY 2016-2017 FIRST DRAFT OF BUDGET (APRIL 28, 2016)
WATER OPERATIONS DETAIL**

ACCOUNT NUMBER	ACCOUNT DESCRIPTION	FISCAL YEAR 2015/2016 BUDGET	ACTUAL AS OF 3/31/16	PROPOSED FISCAL YEAR 2016/2017 BUDGET	INCREASE/ (DECREASE) FROM FY 15-16 TO FY 16-17
REVENUES					
11 4000	Sales	1,291,500	835,315	1,983,601	692,101
11 4000 11	Adjustments	(46,600)	(300)	(46,600)	-
11 4023 11	Penalty/Surchg	310,800	160,512	-	(310,800)
	SALES	1,555,700	995,527	1,937,001	381,301
11 4200 11	INTEREST INCOME			-	-
11 4007 11	Returned Check Fee	400	310	600	200
11 4008 11	Account Setup/Close Fees	10,900	8,932	15,000	4,100
11 4373 11	Inspection Fees	13,400	9,303	16,000	2,600
	ACCOUNT SERVICE FEES	24,700	18,545	31,600	6,900
11 4124 11	Assignment Fees		-	3,290	3,290
	ADMINISTRATIVE FEES	-	21,999	3,290	3,290
11 4010 11	Penalties	30,300	18,809	40,000	9,700
11 4011 11	Service Disconnect/Reconnect	200		200	-
	LATE FEES	30,500	18,809	40,200	9,700
11 4360 11	STANDBY AVAILABILITY	127,000	134,528	178,000	51,000
11 4100 11	Connect Rev - SFR	14,000	16,000	20,000	6,000
	OTHER	14,000	16,000	20,000	6,000
	PROCEEDS FROM DEBT	-	-	660,000	660,000
RESOURCE CONSERVATION					
11 4050 10	ADMIN FEES	-	-	500	500
11 4101 10	WAIT LIST FEES	55,000	52,738	55,000	-
11 4110 10	REMODEL FEES	21,900	20,719	25,000	3,100
11 4122 10	RETRO FIT IN-LIEU FEES	9,000	750	5,000	(4,000)
11 4124 10	ASSIGNMENT FEES	3,000	3,500	5,000	2,000
11 4200 10	INTEREST INCOME	800	-	-	(800)
11 1020 10	VOLUNTARY LOT MERGER	8,000	-	8,000	-
	SUB-TOTAL RESOURCE CONSERVATION	97,700	77,707	98,500	800

**CAMBRIA COMMUNITY SERVICES DISTRICT
FY 2016-2017 FIRST DRAFT OF BUDGET (APRIL 28, 2016)
WATER OPERATIONS DETAIL**

ACCOUNT NUMBER	ACCOUNT DESCRIPTION	FISCAL YEAR	ACTUAL	PROPOSED	INCREASE/ (DECREASE)
		2015/2016 BUDGET	AS OF 3/31/16	FISCAL YEAR 2016/2017 BUDGET	FROM FY 15-16 TO FY 16-17
TOTAL REVENUES		1,849,600	1,283,115	2,968,591	1,118,991
EXPENDITURES					
11 5000 11	Salary & Wages	304,039	279,345	319,114	15,075
11 5010 11	Overtime	35,056	29,198	25,000	(10,056)
11 5020 11	Standby Pay	16,800	13,300	18,250	1,450
SUB-TOTAL SALARY & WAGES		355,895	321,843	362,364	6,469
11 5101 11	Uniform Allowance	2,033	2,033	2,000	(33)
11 5102 11	Dental & Life	6,790	5,504	7,360	570
11 5103 11	Health Insurance	59,762	51,489	80,642	20,880
11 5105 11	Life	479	360	-	(479)
11 5106 11	FICA	22,904	18,849	26,691	3,787
11 5107 11	Medicare	6,228	4,843	6,461	233
11 5108 11	Workers' Comp	31,307	25,175	21,918	(9,389)
11 5109 11	Retirement	139,398	98,054	129,096	(10,302)
11 5120 11	457 Match	1,560	1,200	4,256	2,696
11 5121 11	Retirees' Health	35,647	25,995	41,508	5,861
11 5122 11	Medical Reimbursement	9,580	7,450	7,020	(2,560)
SUB-TOTAL BENEFITS		315,688	240,952	326,952	11,264
PERSONNEL COSTS		671,583	562,795	689,316	17,733
11 6010 11	Ads-Legal	400	188	400	-
11 6011I 11	Public Information	850	111	850	-
	OUTREACH / EDUCATION	1,250	299	1,250	-
11 6031D 11	M&R-Water Distribution	40,100	36,618	40,100	-
11 6031F 11	M&R-Fire Hydrants	2,200	3,131	2,200	-
11 6031G 11	M&R-Generators	1,000		1,000	-
11 6031L 11	M&R-Water Leimert	16,000	27,691	15,000	(1,000)
11 6031M 11	M&R-Meters	2,500		10,000	7,500
11 6031P 11	M&R-Pumps	4,000	2,235	4,000	-
11 6031Q 11	M&R-SR 3 Well	18,000	9,207	6,000	(12,000)
11 6031R 11	M&R-SR 4	46,000	44,214	50,000	4,000
11 6031S 11	M&R-Storage	29,000	29,782	20,000	(9,000)
11 6031T 11	M&R-Treatment	20,000	29,059	20,000	-

**CAMBRIA COMMUNITY SERVICES DISTRICT
FY 2016-2017 FIRST DRAFT OF BUDGET (APRIL 28, 2016)
WATER OPERATIONS DETAIL**

ACCOUNT NUMBER	ACCOUNT DESCRIPTION	FISCAL YEAR	ACTUAL	PROPOSED	INCREASE/
		2015/2016 BUDGET	AS OF 3/31/16	FISCAL YEAR 2016/2017 BUDGET	(DECREASE) FROM FY 15-16 TO FY 16-17
11 6031V 11	M&R-Valves	8,000	7,296	6,000	(2,000)
11 6031W 11	M&R-Wells	30,000	43,234	15,000	(15,000)
11 6031Y 11	M&R-Yard	6,000	7,206	6,000	-
	DELIVERY SYSTEM REPAIRS	222,800	239,673	195,300	(27,500)
11 6033B 11	M&R-Buildings			20,000	20,000
11 6033G 11	M&R-Grounds			20,000	20,000
	PLANT REPAIRS	-	-	40,000	40,000
11 6035 11	Cathodic Protection			3,360	3,360
	MAJOR MAINTENANCE	-	-	3,360	3,360
11 6040 11	M&R-Equipment	1,000	589	1,000	-
11 6041L 11	M&R-Vehicles-Licensed	5,000	3,143	5,000	-
11 6041N 11	M&R-Vehicles-Non Licensed	2,000	140	2,000	-
11 6063 11	Communication Equipment	31,000	24,458	17,000	(14,000)
	VEHICLE & EQUIPMENT REPA	39,000	28,330	25,000	(14,000)
11 6044 11	Computer Services	7,000	5,676	7,000	-
11 6045 11	Computer Supplies & Upgrades	400	195	1,500	1,100
11 6050 11	Office Supplies	2,800	1,460	2,800	-
11 6051 11	Postage	9,000	61,605	9,000	-
11 6053 11	Printing/Forms	3,000	3,089	3,000	-
	OFFICE SUPPLIES & EQUIP	22,200	72,025	23,300	1,100
11 6054 11	Dues & Publications	15,000	12,725	15,000	-
11 6055 11	Gov't Fees & Licenses	40,000	25,525	40,000	-
	GOVERNMENT FEES & DUES	55,000	38,250	55,000	-
11 6059 11	Bad Debt	2,800	1,430	2,800	-
	BAD DEBT & CLAIMS	2,800	1,430	2,800	-
11 6060C 11	Utilities-Wireless	1,300	1,014	1,300	-
11 6060E 11	Utilities-Electricity	132,200	86,909	132,200	-
11 6060G 11	Utilities-Gas	1,200		1,200	-
11 6060I 11	Utilities-Internet	1,400	1,007	-	(1,400)
11 6060P 11	Utilities-Telephone	4,800	3,637	-	(4,800)
11 6060S 11	Utilities-Sewer	1,300	1,066	1,300	-
11 6060W 11	Utilities-Water	100	55	100	-
	UTILITIES	142,300	93,688	136,100	(6,200)

**CAMBRIA COMMUNITY SERVICES DISTRICT
 FY 2016-2017 FIRST DRAFT OF BUDGET (APRIL 28, 2016)
 WATER OPERATIONS DETAIL**

ACCOUNT NUMBER	ACCOUNT DESCRIPTION	FISCAL YEAR	ACTUAL	PROPOSED	INCREASE/ (DECREASE)
		2015/2016 BUDGET	AS OF 3/31/16	FISCAL YEAR 2016/2017 BUDGET	FROM FY 15-16 TO FY 16-17
11 6078 11	LEASE-WELL SITE	36,100	36,727	36,200	100
11 6080E 11	Engineering	5,900	(3,548)	6,000	100
11 6080K 11	District Counsel	16,000	26,697	11,520	(4,480)
11 6080L 11	Legal	200	1,034	12,480	12,280
11 6080M 11	Rate Fee Study		14,000	-	-
11 6080M 11	Advocate	34,700	14,890	55,000	20,300
11 6080M 11	Other	37,000	-	75,000	38,000
11 6080M 11	PIO or Public Relations Specialist			-	-
11 6086 11	Outside Services		204	-	-
	PROFESSIONAL SERVICES	93,800	53,277	160,000	66,200
11 6048 11	Security & Safety		523	-	-
11 6090 11	Operating Supplies	10,000	5,501	11,000	1,000
11 6091 11	Lab Tests	10,000	7,247	15,000	5,000
11 6092 11	Lab Supplies	3,500	317	3,500	-
11 6093 11	Small Tools/Equip	5,000	4,210	5,000	-
11 6094 11	Clothing/Uniforms	6,800	5,401	8,000	1,200
11 6095 11	Office Furniture/Equipment	50		50	-
11 6096 11	Fuel	12,000	8,200	12,000	-
	OP SUPPLIES/EQUIPMENT	47,350	31,399	54,550	7,200
11 6115 11	Meeting Expense	1,000		1,000	-
11 6120D 11	Director Travel	1,000		1,000	-
11 6120E 11	Employee Travel/Training	1,900	929	1,900	-
11 6125 11	Recruitment	1,500		1,000	(500)
	TRAINING & TRAVEL	5,400	929	4,900	(500)
11 6170 11	Fiscalini Tank Project	45,800	57,019	660,000	614,200
11 6170 11	See List			110,000	
	CAPITAL PROJECTS	45,800	57,019	770,000	724,200
11 6180G 11	Interest-Truck	564		286	(278)
11 2515 11	Principal-Truck	8,533		8,811	278
	Principal/Int			100,000	
	DEBT SERVICE	9,097	-	109,097	100,000

**CAMBRIA COMMUNITY SERVICES DISTRICT
 FY 2016-2017 FIRST DRAFT OF BUDGET (APRIL 28, 2016)
 WATER OPERATIONS DETAIL**

ACCOUNT NUMBER	ACCOUNT DESCRIPTION	FISCAL YEAR 2015/2016 BUDGET	ACTUAL AS OF 3/31/16	PROPOSED FISCAL YEAR 2016/2017 BUDGET	INCREASE/ (DECREASE) FROM FY 15-16 TO FY 16-17
RESOURCE CONSERVATION					
11 5000 10	Salary & Wages	21,174	15,198	22,000	826
11 5100 10	Benefits	16,389	4,564	8,000	(8,389)
	SALARIES & BENEFITS	37,563	19,762	30,000	(7,563)
11 6080V 10	VOL. LOT MERGER PROGRAM	50,000	679	50,000	-
SUB-TOTAL RESOURCE CONSERVATION		87,563	31,212	80,000	(7,563)
SUBTOTAL OPERATING EXPENDITURES		1,482,043	1,247,053	2,386,173	904,130
11 6200 11	ALLOCATED OVERHEAD	610,216	457,662	582,418	(27,798)
TOTAL EXPENDITURES		2,092,259	1,704,715	2,968,591	876,332
NET OPERATING INCOME/(LOSS)		<u>(242,659)</u>	<u>(421,600)</u>	-	

FY 16-17 CAPITAL PROJECTS

1. SCADA FOR SAN SIMEON WELL FIELD	60,000
2. RODEO GROUNDS PUMP STATION PIPING (ENGINEERING ONLY)	25,000
3. INSTALL SEWER LINE AT SR4	0
4. TRANSFER SWITCH AT RODEO GROUNDS PUMP STATION	15,000
5. GIS	10,000
6. VACTOR TRAILER + NEW TRUCK WHEN EXISTING TRUCKS PAID OFF	0
7. RESERVE FUND TO INSTALL CELLULAR METERS	0
TOTAL CAPITAL PROJECTS	110,000

CAMBRIA COMMUNITY SERVICES DISTRICT
FY 2016-2017 FIRST DRAFT OF BUDGET (APRIL 28, 2016)
WATER FUND - SUSTAINABLE WATER FACILITY
OPERATIONS BUDGET
PLANT OPERATING FOR 3 MONTHS

ACCOUNT NUMBER	ACCOUNT DESCRIPTION	FISCAL YEAR 2015/2016 BUDGET	ACTUAL AS OF 3/31/16	PROPOSED FISCAL YEAR 2016/2017 BUDGET	INCREASE/ (DECREASE) FROM FY 15-16 TO FY 16-17
REVENUES					
39 4054 11	TOTAL EWS USAGE CHARGE	69,500	87,076	111,955	42,455
TOTAL REVENUES		69,500	87,076	111,955	42,455
EXPENDITURES					
39 5000 11	SALARY & WAGES	45,100	35,000	45,000	(100)
39 6060E11	UTILITIES (ELECTRIC)	14,900	12,000	9,000	(5,900)
39 6080K11	PROF SVCS: COUNSEL	16,800	24,173	17,000	200
39 6080L11	PROF SVCS: LEGAL	15,000	34,505	15,000	-
39 6091B11	OPERATING SUPPLIES	2,000	505	3,000	1,000
	DISPOSAL OF SEPTIC WASTE			2,840	
39 6091E11	ENVNMNTL MONITORING	10,000	8,468	10,000	-
39 6091G11	CALIBRATION	13,300	13,964	15,000	1,700
39 6091H11	LAB TESTING	79,000	78,787	80,000	1,000
39 661211	ADVERTISING/LEGAL NOTIC	300	149	300	-
	TOTAL OPERATING COSTS	196,400	207,551	197,140	(2,100)
39 6829S11	START UP/SHUT DOWN CO	31,600	-	30,000	(1,600)
TOTAL EXPENDITURES		228,000	207,551	227,140	(860)
NET REVENUE LESS EXPENDITURES		(158,500)	(120,475)	(115,185)	43,315

CAMBRIA COMMUNITY SERVICES DISTRICT
FY 2016-2017 FIRST DRAFT OF BUDGET (APRIL 28, 2016)
WATER FUND - SUSTAINABLE WATER FACILITY
CAPITAL COST RECOVERY
PLANT NOT OPERATING FOR 9 MONTHS

ACCOUNT NUMBER	ACCOUNT DESCRIPTION	FISCAL YEAR 2015/2016 BUDGET	ACTUAL AS OF 3/31/16	PROPOSED FISCAL YEAR 2016/2017 BUDGET
REVENUES				
39 4043 11	TOTAL BASE CHARGE	361,000	242,710	361,000
39 4053 11	TOTAL EWS USAGE CHARGE	514,000	297,422	470,000
TOTAL REVENUES		875,000	540,132	831,000
EXPENDITURES				
	GROSS REGULAR WAGES	24,600	9,200	10,000
39 6055 11	Govt Fees & Licenses		16,654	17,000
39 6091E 11	Remote Monitoring	16,900	-	6,480
39 6031Z11	M&R-AWTP	7,000	22,902	30,000
39 6060E 11	UTILITIES	16,700	15,216	27,000
39 6090 11	Operating Supplies	5,300	3,524	6,000
	AWTP SYSTEM OPERATIONS	45,900	41,642	69,480
39 6180G 11	Interest-Bank Loan	358,100	358,137	345,564
11 2513 11	Principal-Bank Loan	304,200	152,040	313,861
39 6829MD 11	Performance Bond	54,000	84,171	71,700
	DEBT SERVICE	716,300	594,348	731,125
TOTAL EXPENDITURES		786,800	645,190	810,605
NET OPERATING INCOME/(LOSS)		88,200	(105,058)	20,395

**CAMBRIA COMMUNITY SERVICES DISTRICT
 FISCAL YEAR 2016 - 2017 WATER FUND CAPITAL PROJECTS BUDGET
 SANTA ROSA CREEK PROJECT**

	<u>Approved Budget 6/25/2015</u>	<u>Already Received 3/31/2016</u>	<u>Projected Receipts</u>	<u>Grand Total</u>	<u>Adopted Budget Authority</u>
Revenues					
Drinking Water Drought Grant (\$300,000 requested)	\$307,876	\$248,246	\$59,630	\$307,876	\$307,876
Subtotal of One-Time Revenues	\$307,876	\$248,246	\$59,630	\$307,876	\$307,876

	<u>Approved Budget 6/25/2015</u>	<u>Already Spent 3/31/2016</u>	<u>Projected Expenditures</u>	<u>Grand Total</u>	<u>Proposed Budget Authority</u>
Expenditures					
General Costs	\$36,461	\$35,411	\$0	\$35,411	\$35,411
Environmental Clearances; Biological Monitoring; Etc.	\$666	\$666	\$0	\$666	\$666
Permitting	\$5,483	\$5,483	\$0	\$5,483	\$5,483
Construction (SR1; SR3; Filtronic; etc.)	\$299,521	\$315,717	\$0	\$315,717	\$315,717
Design & Construct Contracts	\$11,831	\$13,012	\$0	\$13,012	\$13,012
Post Construction	\$172	\$172	\$0	\$172	\$172
Replace Filtronic Filter Media	\$40,000	\$20,371	\$10,000	\$30,371	\$30,371
Subtotal of One-Time Expenditures	\$394,134	\$390,832	\$10,000	\$400,832	\$400,832

TRANSFER FROM WATER FUND RESERVES \$92,956

**CAMBRIA COMMUNITY SERVICES DISTRICT
FISCAL YEAR 2016 - 2017 CAPITAL PROJECTS BUDGET
WATER FUND SUSTAINABLE WATER FACILITY (SWF)**

SWF ONE-TIME REVENUES	Approved Budget FY 2015/16	Already Received 3/31/2016	Projected Receipts	Grand Total	Proposed Budget Authority	Proposed Change
Loan (Installment Sale)	\$8,939,000	\$8,939,000		\$8,939,000	\$8,939,000	\$0
Proposition 84 IRWM Project	4,382,256	4,163,142	219,113	4,382,255	4,382,256	\$0
TOTALS	\$13,321,256	\$13,102,142	\$219,113	\$13,321,255	\$13,321,256	\$0

COSTS INCLUDED IN CDM SMITH TASK ORDERS	Approved Budget FY 2015/16	Already Spent 3/31/2015	Projected Expenditures	Grand Total	Proposed Budget Authority	Proposed Change
Task Order #1: Hydrological Modeling	\$174,495	\$174,495	-	\$174,495	\$174,495	\$0
Task Order #2: Preconstruction Engineering	\$299,601	\$299,601	-	\$299,601	\$299,601	\$0
Task Order #3: Preconstruction Services	920,084	920,084	-	920,084	\$920,084	\$0
Task Order #4: Permitting: Prepurchase Assistance	499,941	499,941	-	499,941	\$499,941	\$0
Task Order #5: Permitting & Environmental	584,607	584,607	-	584,607	\$584,607	\$0
Task Order #6: Permitting & Environmental	308,090	75,499	232,591	308,090	\$308,090	\$0
TOTALS	\$2,786,818	\$2,554,227	\$232,591	\$2,786,818	\$2,786,818	\$0

DESIGN BUILD CONTRACT WITH CDM CONSTRUCTORS	Approved Budget FY 2015/16	Already Spent 3/31/2016	Projected Expenditures	Grand Total	Proposed Budget Authority	Proposed Change
Design Build Contract	\$6,647,919	\$6,384,482	\$263,437	\$6,647,919	\$6,647,919	\$0
Change Order #1	511,602	486,022	25,580	511,602	511,602	\$0
Change Order #2	123,953	117,755	6,198	123,953	123,953	\$0
Change Order #3	83,268	79,105	4,163	83,268	83,268	\$0
TOTALS	\$7,366,742	\$7,067,364	\$299,378	\$7,366,742	\$7,366,742	\$0

SWF EXPENDITURES: OTHER	Approved Budget FY 2015/16	Already Spent 3/31/2016	Projected Expenditures	Grand Total	Proposed Budget Authority	Proposed Change
General Costs						
Primarily FGL	\$58,117	\$58,117	-	\$58,117	\$58,117	\$0
Flag Lot Investigation	1,315	1,315	-	1,315	\$1,315	\$0
Performance Bond	54,000	54,000	-	54,000	\$54,000	\$0
RWQCB Permitting Fees	55,315	55,315	-	55,315	\$55,315	\$0
RWQCB-mandated Environmental Surety Bond (annual co	72,000	72,000	-	72,000	\$72,000	\$0
Telemetry Upgrade	83,000		83,000	83,000	\$83,000	\$0
Tracer Testing 2016	100,000		100,000	100,000	\$100,000	\$0
Remote Sensing Installation at SS Creek Bridge	10,000		10,000	10,000	\$10,000	\$0
TOTALS	\$433,747	\$240,747	\$193,000	\$433,747	\$433,747	\$0

Regular Coastal Development Permit	Approved Budget FY 2015/16	Already Spent 3/31/2016	Projected Expenditures	Grand Total	Proposed Budget Authority	Proposed Change
Environmental Impact Report to support Reg CDP (MBI)	\$168,450	\$533	\$167,917	\$168,450	\$168,450	\$0
CDM EIR Support	\$100,000		\$100,000	\$100,000	\$100,000	\$0
Amend 1 to EIR (MBI)	\$81,630		\$81,630	\$81,630	\$81,630	\$0
Lagoon Water Supply: De-chlorination/Aeration	\$0		\$0	\$0	\$0	\$0
Future Mitigation Measures	\$1,000,000	\$0	\$1,000,000	\$1,000,000	\$1,000,000	\$0
TOTALS	\$1,350,080	\$533	\$1,349,547	\$1,350,080	\$1,350,080	\$0

Professional Services Costs:	Approved Budget FY 2015/16	Already Spent 3/31/2016	Projected Expenditures	Grand Total	Proposed Budget Authority	Proposed Change
Public Outreach	\$39,825	\$39,825	\$0	\$39,825	\$39,825	\$0
Rate Study, Legal Services	\$66,042	\$66,042	\$0	\$66,042	\$66,042	\$0
Debt Costs of Issuance	\$143,001	\$143,001	\$0	\$143,001	\$143,001	\$0
Legal Services (RE Landwatch Lawsuit)	\$200,115	\$175,115	\$25,000	\$200,115	\$200,115	\$0
Computer Programming	\$7,600	\$7,600	\$0	\$7,600	\$7,600	\$0
CCSD Labor Expensed to CIP Project	\$97,033	\$97,033	\$0	\$97,033	\$97,033	\$0
Strategic Advisor	\$7,083	\$7,083	\$0	\$7,083	\$7,083	\$0
TOTALS	\$560,699	\$535,699	\$25,000	\$560,699	\$560,699	\$0

SWF START-UP EXPENDITURES	Approved Budget FY 2015/16	Already Spent 3/31/2016	Projected Expenditures	Grand Total	Proposed Budget Authority	Proposed Change
Start-Up Expenditures						
Power	\$20,320	\$20,320	\$0	\$20,320	\$20,320	\$0
Chemicals	\$28,275	\$28,275	\$0	\$28,275	\$28,275	\$0
Consumables (membranes, filters, UV lamps, etc.)	\$0	\$0	\$0	\$0	\$0	\$0
Maintenance	\$4,356	\$4,356	\$0	\$4,356	\$4,356	\$0
Impound Basin Monitoring	\$0	\$0	\$0	\$0	\$0	\$0
Advanced Water Treatment Plant Sampling	\$156,384	\$156,384	\$0	\$156,384	\$156,384	\$0
Baseline Monitoring to support Adaptive Management Plan	\$70,688	\$31,618	\$39,070	\$70,688	\$70,688	\$0
Start-Up Plant Operators (Three Month Contract)	\$132,000	\$132,000	\$0	\$132,000	\$132,000	\$0
TOTALS	\$412,023	\$372,953	\$39,070	\$412,023	\$412,023	\$0

SUMMARY

	APPROVED BUDGET FY 2015/16	PROPOSED BUDGET FY 2016/17	Proposed Change
SOURCES OF FUNDS			
Loan (Installment Sale)	8,939,000	8,939,000	
Proposition 84 Expedited Draught Grant	4,382,256	4,382,256	
TOTAL FUNDS AVAILABLE	13,321,256	13,321,256	\$0
BUDGETED EXPENDITURES	\$12,910,109	\$12,910,109	\$0
FUNDS AVAILABLE LESS EXPENDITURES	411,147	411,147	\$0

**CAMBRIA COMMUNITY SERVICES DISTRICT
FY 2016-2017 PROPOSED BUDGET MARCH 24, 2016
WASTEWATER FUND DETAIL**

ACCOUNT NUMBER	ACCOUNT DESCRIPTION	FISCAL YEAR 2015/2016 BUDGET	ACTUAL AS OF 3/31/16	PROPOSED FISCAL YEAR 2016/2017 BUDGET	INCREASE/ (DECREASE) FROM FY 15-16 TO FY 16-17
REVENUES					
12 4000	Service Fees	1,779,200	1,178,992	1,862,000	82,800
12 4000 12	Service Fees	(1,400)	(2,506)	(2,000)	(600)
	SERVICE FEES	<u>1,777,800</u>	<u>1,176,486</u>	1,860,000	82,200
12 4200 12	INTEREST INCOME	1,300		2,000	700
12 4360 12	STANDBY AVAILABILITY	117,300	88,036	119,000	1,700
	LOAN PROCEEDS	0	0	515,000	
TOTAL REVENUES		<u>1,896,400</u>	<u>1,264,522</u>	<u>2,496,000</u>	599,600
EXPENDITURES					
12 5000 12	Regular Wages	260,300	196,100	378,433	118,133
12 5010 12	Overtime	31,900	24,600	25,000	(6,900)
12 5020 12	Standby Pay	16,900	15,450	18,250	1,350
	SUB-TOTAL SALARY & WAGES	<u>309,100</u>	<u>236,150</u>	421,683	112,583
12 5101 12	Uniform Allowance	2,500	1,400	2,000	(500)
12 5102 12	Dental	4,500	3,199	6,009	1,509
12 5103 12	Health Insurance	41,000	28,255	58,601	17,601
12 5105 12	Life	400	261	0	(400)
12 5106 12	FICA	19,200	14,412	25,814	6,614
12 5107 12	Medicare	5,100	3,683	6,256	1,156
12 5108 12	Workers' Comp	33,700	24,722	25,860	(7,840)
12 5109 12	Retirement	98,600	76,670	79,455	(19,145)
12 5120 12	457 Match	800	600	4,256	3,456
12 5121 12	Retirees' Health	49,000	35,885	47,664	(1,336)
12 5122 12	Medical Reimbursement	9,500	7,300	5,720	(3,780)
	SUB-TOTAL BENEFITS	<u>264,300</u>	<u>196,387</u>	261,635	(2,665)
	PERSONNEL COSTS	<u>573,400</u>	<u>432,537</u>	683,318	109,918
12 6010 12	Ads-Legal	100	60	100	-
12 6011 12	Public Info-General	0	112	0	-

CAMBRIA COMMUNITY SERVICES DISTRICT
FY 2016-2017 PROPOSED BUDGET MARCH 24, 2016
WASTEWATER FUND DETAIL

ACCOUNT NUMBER	ACCOUNT DESCRIPTION	FISCAL YEAR 2015/2016 BUDGET	ACTUAL AS OF 3/31/16	PROPOSED FISCAL YEAR 2016/2017 BUDGET	INCREASE/ (DECREASE) FROM FY 15-16 TO FY 16-17
	OUTREACH/EDUCATION	100	172	100	-
12 6032C 12	M&R Collection System	7,500	4,700	7,500	-
12 6032D 12	M&R Disposal Effluent	1,500	330	3,000	1,500
12 6032G 12	M&R Generators	3,000	1,523	3,000	-
12 6032L 12	M&R Lift Station	23,700	25,309	23,700	-
12 6032P 12	M&R Pumps	2,500		2,500	-
12 6032M 12	M&R Manholes	1,800	900	1,800	-
12 6063 12	M&R Communications Equipment		13,152	10,000	
12 6035T 12	CCTV and Hydro Cleaning			50,000	
	COLLECTION SYSTEM REPAIRS	40,000	45,914	101,500	61,500
12 6032S 12	Sludge Disposal	50,600	43,664	25,000	(25,600)
12 6032S 12	Sludge Disposal Polymers			15,000	15,000
12 6032S 12	Sludge Disposal: Lab Tests, etc.			10,000	10,000
12 6032T 12	TREATMENT PLANT REPAIRS	201,500	136,373	40,000	(161,500)
12 6033B 12	M&R Buildings	4,600	6,903	5,000	400
12 6033G 12	M&R Grounds	0	9,319	4,000	4,000
	M&R GROUNDS	4,600	16,222	9,000	4,400
12 6035 12	Manhole Raising	4,900	13,583	2,000	(2,900)
12 6035 12	Contingency			784	
	MAJOR MAINTENANCE	4,900	13,583	2,784	(2,116)
12 6040 12	M&R Equipment	6,000	6,834	6,000	-
12 6041L 12	M&R Vehicles-Licensed	4,000	3,327	5,000	1,000
12 6041N 12	M&R Vehicles-Non-Licensed	1,200	732	5,000	3,800
12 6041V 12	M&R Vehicles-Vactor	500	4	1,000	500
12 6063 12	Communication Equipment	0	9,752	10,000	10,000
	VEHICLE & EQUIPMENT REPAIRS	11,700	20,649	27,000	15,300
12 6044 12	Computer Services	1,000		1,000	-
12 6045 12	Computer Supplies & Upgrades	500	247	3,000	2,500
12 6048 12	Security & Safety	5,300	5,591	7,000	1,700
12 6050 12	Office Supplies	3,400	2,195	3,400	-
12 6051 12	Postage	5,600	4,395	5,600	-
12 6053 12	Printing/Forms	400	410	400	-
	OFFICE SUPPLIES/EQUIPMENT	16,200	12,838	20,400	4,200

CAMBRIA COMMUNITY SERVICES DISTRICT
FY 2016-2017 PROPOSED BUDGET MARCH 24, 2016
WASTEWATER FUND DETAIL

ACCOUNT NUMBER	ACCOUNT DESCRIPTION	FISCAL YEAR	ACTUAL	PROPOSED	INCREASE/
		2015/2016 BUDGET	AS OF 3/31/16	FISCAL YEAR 2016/2017 BUDGET	(DECREASE) FROM FY 15-16 TO FY 16-17
12 6054 12	Publications/Dues	500		500	-
12 6055 12	Government Fees/Licenses	94,000	91,167	92,000	(2,000)
	DUES & FEES	94,500	91,167	92,500	(2,000)
12 6060C 12	Utilities-Wireless	1,800	1,100	1,500	(300)
12 6060E 12	Utilities-Electricity	167,100	116,486	155,000	(12,100)
12 6060G 12	Utilities-Gas	1,200	919	1,200	-
12 6060I 12	Utilities-Internet	1,400	1,007	0	(1,400)
12 6060P 12	Utilities-Telephone	5,200	3,890	0	(5,200)
12 6060W 12	Utilities-Water	7,200	4,388	6,000	(1,200)
	UTILITIES	183,900	127,790	163,700	(20,200)
12 6080K 12	District Counsel	3,400	7,801	4,500	1,100
12 6080L 12	Legal	200	1,457	200	-
12 6080M 12	Professional Services Misc	50,400	33,264	59,000	8,600
12 6086 12	Outside Services	36,000	27,087	5,000	(31,000)
	PROFESSIONAL SERVICES	90,000	69,609	68,700	(21,300)
12 6070 12	Equipment Rental	6,300	10,320	6,300	
12 6089 12	Emergency Medical Supplies	0		1,000	1,000
12 6090 12	Operating Supplies	3,100	1,703	3,100	-
12 6091 12	Lab Tests	14,600	10,209	12,000	(2,600)
12 6092 12	Lab Supplies	11,900	7,988	12,000	100
12 6093 12	Small Tools/Equipment	1,000	547	1,000	-
12 6094 12	Clothing/Uniforms	3,100	1,684	3,100	-
12 6095 12	Office Furniture/Equipment	400	391	400	-
12 6096 12	Fuel	9,000	6,000	9,000	-
	OPERATING SUPPLIES/EQUIP.	49,400	38,842	47,900	(1,500)
12 6115 12	Meeting Exp.	400	194	400	-
12 6120E 12	Employee Travel/Training	4,000	-	4,000	-
12 6124 12	Employee Recognition	400	200	400	-
12 6125 12	Recruitment	0	2,624	0	-
	TRAINING & TRAVEL	4,800	3,018	4,800	-
12 6180G 12	Interest-Truck	560		285	(275)
12 2513 12	Principal-Truck	8,480		8,756	276

**CAMBRIA COMMUNITY SERVICES DISTRICT
FY 2016-2017 PROPOSED BUDGET MARCH 24, 2016
WASTEWATER FUND DETAIL**

ACCOUNT NUMBER	ACCOUNT DESCRIPTION	FISCAL YEAR 2015/2016 BUDGET	ACTUAL AS OF 3/31/16	PROPOSED FISCAL YEAR 2016/2017 BUDGET	INCREASE/ (DECREASE) FROM FY 15-16 TO FY 16-17
12 6180C 12	Interest-City Nat'l Bank	51,848	64,814	46,773	(5,075)
12 2602 12	Principal-City Nat'l Bank	109,000	109,000	114,000	5,000
12 2602 12	Long Term Debt: General Fund			69,716	
12 6180D 12	Interest-SWRCB	9,988			(9,988)
12 2615 12	Principal-SWRCB	164,069			(164,069)
	DEBT SERVICE	<u>343,945</u>	<u>173,814</u>	<u>239,530</u>	<u>(104,415)</u>
12 6170 12	Rate Study	20,000	8,000	0	(20,000)
12 6170 12	SCADA Supervisory Control	7,000		0	(7,000)
12 6170 12	Articulating Lift	16,000			(16,000)
12 6170 12	Utility Truck Replacement Prin & Int	5,000			(5,000)
12 6170 12	See Attached List			515,000	
	CAPITAL OUTLAY	<u>48,000</u>	<u>8,000</u>	<u>515,000</u>	<u>467,000</u>
SUBTOTAL OPERATING EXPENDITURES		1,717,545	1,234,192	2,066,232	348,687
12 6200 12	ALLOCATED OVERHEAD	419,345	314,509	429,768	10,423
TOTAL EXPENDITURES		2,136,890	1,548,701	2,496,000	359,110
NET OPERATING INCOME/(LOSS)		<u>(240,490)</u>	<u>(284,179)</u>	<u>0</u>	<u>240,490</u>

**CAMBRIA COMMUNITY SERVICES DISTRICT
 FY 2016-2017 PROPOSED BUDGET MARCH 24, 2016
 WASTEWATER FUND DETAIL**

ACCOUNT NUMBER	ACCOUNT DESCRIPTION	FISCAL YEAR 2015/2016 BUDGET	ACTUAL AS OF 3/31/16	PROPOSED FISCAL YEAR 2016/2017 BUDGET	INCREASE/ (DECREASE) FROM FY 15-16 TO FY 16-17
-------------------	------------------------	------------------------------------	----------------------------	--	---

WASTEWATER DEPARTMENT	RATE STUDY	FY 16-17 BUDGET
WW SALES	1,862,000	1,862,000
STANDBY	119,000	119,000
OTHER		
LOAN PROCEEDS		515,000
TOTAL REVENUES	<u>1,981,000</u>	<u>2,496,000</u>
PERSONNEL	676,000	683,318
REPAIRS	250,000	250,000
UTILITIES	168,000	163,700
PROFESSIONAL SERVICES	27,000	68,700
SERVICES/SUPPLIES	218,000	215,700
OVERHEAD	436,000	429,768
DEBT SERVICE	161,000	169,814
CAPITAL PROJECTS		515,000
TOTAL EXPENDITURES	<u>1,936,000</u>	<u>2,496,000</u>
DIFFERENCE	<u>45,000</u>	<u>0</u>

**CAMBRIA COMMUNITY SERVICES DISTRICT
FY 2016-2017 PROPOSED BUDGET MARCH 24, 2016
WASTEWATER FUND CAPITAL PROJECTS**

Influent Screen	\$ 85,000	
Clarifier Repairs	65,000	
Effluent Pumps	50,000	
Hand Rails	70,000	
Cathodic Protection	30,000	
Lift Station B1	60,000	Panel and pumps
Lift Station B2	60,000	Panel and pumps
Lift Station B4	70,000	
Grit Pumps Replacement	25,000	
TOTAL	<u>\$ 515,000</u>	

CAMBRIA COMMUNITY SERVICES DISTRICT
FY 2016 - 2017 PROPOSED BUDGET APRIL 28, 2016
GENERAL FUND - FIRE DEPARTMENT DETAIL
DETAIL

ACCOUNT NUMBER	ACCOUNT DESCRIPTION	FISCAL YEAR 2015/2016 BUDGET	ACTUAL AS OF 3/31/16	PRELIMINARY FISCAL YEAR 2016/2017 BUDGET	INCREASE/ (DECREASE) FROM FY 15-16 TO FY 16-17
REVENUES					
01 4310 01	PROPERTY TAXES	1,245,400	879,162	1,266,404	21,004
01 4335 01	FIRE BENEFIT ASSESSMENT	434,000	290,169	442,680	8,680
01 4370 01	WEED ABATE/FUEL REDUCTION	11,500	15,794	11,500	-
01 4200 01	INTEREST INCOME**	100	0	100	-
01 4127 01	Mutual Aid Reimbursements	1,000	0	1,000	-
01 4373 01	Inspection Fees	14,500	10,313	14,500	-
	CDF/INSPECTION FEES	14,500	10,313	14,500	-
01 4610 01	Grant Revenue: SCBA	66,600	3,383	0	(66,600)
01 4610 01	Grant Revenue: SAFER	23,400		167,628	144,228
	GRANTS & DONATIONS REVENUE	90,000	3,383	167,628	77,628
01 4390 01	Miscellaneous	0	111	0	-
	OTHER	0	111	0	-
TOTAL REVENUES		1,796,500	1,198,932	1,903,812	107,312
EXPENDITURES					
01 5000 01	GROSS REGULAR WAGES	511,500	325,627	747,291	235,791
01 5010 01	Overtime	95,000	69,818	95,000	-
01 5031 01	Reservist Pay	87,600	50,629	87,600	-
01 5020 01	Out of Class Pay	5,000	180	5,000	-
SUB-TOTAL SALARY & WAGES		699,100	446,254	934,891	235,791
01 5101 01	Uniform Allowance	4,200	1,875	2,500	(1,700)
01 5102 01	Dental/Life Insurance	8,200	5,356	16,146	7,946
01 5103 01	Health Insurance	65,000	37,912	115,786	50,786
01 5105 01	Life Insurance	500	360	0	(500)
01 5106 01	FICA	39,000	27,115	55,751	16,751
01 5107 01	Medicare	10,100	6,756	13,223	3,123
01 5108 01	Workers' Comp Insurance	61,600	41,780	52,957	(8,643)
01 5109 01	Retirement Program	149,000	97,818	173,710	24,710
01 5112 01	Unemployment Insurance	6,800	414	0	(6,800)

CAMBRIA COMMUNITY SERVICES DISTRICT
FY 2016 - 2017 PROPOSED BUDGET APRIL 28, 2016
GENERAL FUND - FIRE DEPARTMENT DETAIL
DETAIL

ACCOUNT NUMBER	ACCOUNT DESCRIPTION	FISCAL YEAR 2015/2016 BUDGET	ACTUAL AS OF 3/31/16	PRELIMINARY FISCAL YEAR 2016/2017 BUDGET	INCREASE/ (DECREASE) FROM FY 15-16 TO FY 16-17
01 5120 01	457 Deferred Comp Match	1,600	800	2,600	1,000
01 5121 01	Retirees' Health Premiums	36,000	25,827	30,600	(5,400)
01 5122 01	Medical Reimbursement	13,000	9,000	6,500	(6,500)
SUB-TOTAL BENEFITS		395,000	255,013	469,773	74,773
PERSONNEL COSTS		1,094,100	701,267	1,404,664	310,564
01 6010 01	Ads-Legal/Other	400	203	400	-
01 6011 01	Public Info General	500		200	(300)
INSURANCE & OTHER SERVICES		900	203	600	(300)
01 6031F 01	M&R Fire Hydrants	4,300		4,500	200
01 6033B 01	M&R Building	5,800	3,245	4,000	(1,800)
01 6033G 01	M&R Grounds	4,200	3,225	4,000	(200)
01 6035F 01	M&R Main St. Fire Hydrants	1,000		0	(1,000)
01 6040 01	M&R Equipment	2,600	3,411	3,000	400
01 6041L 01	M&R Vehicles-Licensed	52,500	33,270	50,000	(2,500)
01 6041L 01	M&R Vehicles-Non-Licensed	0		0	-
01 6044 01	M&R Computer Services	2,600	200	1,000	(1,600)
01 6063 01	Communication Equipment	1,500		0	(1,500)
EQUIP & BLDG MAINTENANCE		74,500	43,351	66,500	(8,000)
01 6045 01	Computer Supplies & Upgrades	1,500		1,500	-
01 6048 01	Security and Safety	1,400	150	1,000	(400)
01 6050 01	Office Supplies	2,600	724	2,000	(600)
01 6051 01	Postage & Shipping	1,700	1,516	2,000	300
01 6053 01	Printing/Forms	2,000	0	2,000	-
01 6095 01	Office Furniture/Fixtures	0		0	-
OFFICE SUPPLIES & EQUIPMENT		9,200	2,390	8,500	(700)
01 6054 01	Publications-Dues & Books	5,000	5,400	5,500	500
01 6055 01	Government Fees & Licenses	35,000	34,045	35,000	-
DUES AND FEES		40,000	39,445	40,500	500
01 6060C 01	Utilities-Wireless	1,900	1,203	1,900	-
01 6060E 01	Utilities-Electricity	7,200	4,707	7,200	-
01 6060G 01	Utilities-Gas	1,000	935	1,400	400

CAMBRIA COMMUNITY SERVICES DISTRICT
FY 2016 - 2017 PROPOSED BUDGET APRIL 28, 2016
GENERAL FUND - FIRE DEPARTMENT DETAIL
DETAIL

ACCOUNT NUMBER	ACCOUNT DESCRIPTION	FISCAL YEAR	ACTUAL	PRELIMINARY	INCREASE/ (DECREASE)
		2015/2016 BUDGET	AS OF 3/31/16	FISCAL YEAR 2016/2017 BUDGET	FROM FY 15-16 TO FY 16-17
01 6060I 01	Utilities-Internet	2,500	1,655	-	(2,500)
01 6060P 01	Utilities-Phone	2,000	1,336	-	(2,000)
01 6060S 01	Utilities-Sewer	1,200	780	1,200	-
01 6060W 01	Utilities-Water	1,500	945	1,500	-
	UTILITIES	17,300	11,561	13,200	(4,100)
01 6070 01	EQUIP. LEASE COSTS	0		0	-
01 6080K 01	District Counsel	5,800	3,000	7,800	2,000
01 6080L 01	Legal Services	25,000	15,668	25,000	-
01 6080M 01	Other	2,400	691	2,400	-
01 6080T 01	Misc	210,000	42,427	0	(210,000)
01 6220H 01	Physicals	0		1,000	1,000
	PROFESSIONAL SERVICES	243,200	61,786	36,200	(207,000)
01 6089 01	Emergency Medical Supplies	3,500	2,094	10,500	7,000
01 6090 01	Operating Supplies	9,900	3,805	10,000	100
01 6093 01	Small Tools & Equipment	3,600	2,523	3,600	-
01 6094 01	Clothing & Uniforms	3,000	1,525	3,000	-
01 6096 01	Fuel	14,000	5,475	14,000	-
01 6220B 01	Breathing-SCBA	74,000		0	(74,000)
01 6220D 01	Disaster Preparedness/CERT	2,000	3,303	7,000	5,000
01 6220F 01	Fire Haz	13,000	12,907	13,000	-
01 6220H 01	HAZ MAT Phys	4,200		4,200	-
	OPERATING SUPP/EQUIP	127,200	31,632	65,300	(61,900)
01 6220S 01	SURF RESCUE/NCOR	5,000	1,638	5,000	-
01 6115 01	Meeting Expense	1,100	540	1,500	400
01 6120E 01	Employee Travel/Reg/Fees	21,500	8,908	22,000	500
01 6124 01	Employee Recognition	300	355	300	-
01 6125 01	Employee Recruitment	25,100	579	500	(24,600)
	TRAINING & TRAVEL	48,000	10,382	24,300	(23,700)
01 6220A 01	OUTREACH/EDUCATION	1,500	1,208	1,500	-
01 6180H 01	Pickup Truck-Interest	940	940	638	(302)

**CAMBRIA COMMUNITY SERVICES DISTRICT
 FY 2016 - 2017 PROPOSED BUDGET APRIL 28, 2016
 GENERAL FUND - FIRE DEPARTMENT DETAIL
 DETAIL**

ACCOUNT NUMBER	ACCOUNT DESCRIPTION	FISCAL YEAR 2015/2016 BUDGET	ACTUAL AS OF 3/31/16	PRELIMINARY FISCAL YEAR 2016/2017 BUDGET	INCREASE/ (DECREASE) FROM FY 15-16 TO FY 16-17
01 2514 01	Pickup Truck-Principal	13,954	0	8,954	(5,000)
	DEBT SERVICE	14,894	940	9,592	(5,302)
01 6170 01	CAPITAL OUTLAY	11,000		14,550	3,550
SUBTOTAL OPERATING EXPENDITURES		1,686,794	905,803	1,690,406	3,612
01 6200 01	ALLOCATED OVERHEAD	201,252	134,168	213,407	12,155
TOTAL EXPENDITURES		1,888,046	1,039,971	1,903,813	15,767
TOTAL REVENUE LESS EXPENDITURES		<u>(91,546)</u>	<u>158,961</u>	<u>(0)</u>	

<u>CAPITAL OUTLAY FY 2017</u>	
Mobile Data Computer	3,500
Fire Truck (5 Year Lease)	-
Utility Pickup Truck (5 Year Lease)	11,050
Total	<u>14,550</u>

CAMBRIA COMMUNITY SERVICES DISTRICT
FY 2016 - 2017 PROPOSED BUDGET MARCH 24, 2016
GENERAL FUND - FACILITIES & RESOURCES DEPARTMENT DETAIL

ACCOUNT NUMBER	ACCOUNT DESCRIPTION	FISCAL YEAR 2015/2016 BUDGET	ACTUAL AS OF 3/31/16	PROPOSED FISCAL YEAR 2016/2017 BUDGET	INCREASE/ (DECREASE) FROM FY 15-16 TO FY 16-17
REVENUES					
01 4310 02	Property Tax	561,863	396,654	581,748	19,885
01 4500 02	Vet's Hall Rent	22,155	16,204	30,000	7,845
01 4525 02	VH Rents-Private	7,690	3,845	6,000	(1,690)
01 4590 02	VH Cleaning Fee	240		200	(40)
	Total Vet's Hall	30,085	20,049	36,200	6,115
01 4200 02	Interest Income	300		300	-
01 4362 02	Insurance Reimbursement	0	13,724	2,000	
01 4610 02	CAL CYCLE GRANT	60,000	0	0	(60,000)
	Total Other	60,300	13,724	2,000	(58,300)
TOTAL REVENUES		652,248	430,427	619,948	(32,300)
EXPENDITURES					
01 5000 02	Regular Wages	150,000	93,394	193,841	43,841
01 5010 02	Overtime	1,961	1,199	1,000	(961)
SUB-TOTAL SALARY & WAGES		151,961	94,593	194,841	42,880
01 5101 02	Uniform Allowance	1,200	166	1,200	-
01 5102 02	Dental/Life Insurance	2,717	2,177	4,824	2,107
01 5103 02	Health Insurance	25,000	16,829	38,064	13,064
01 5105 02	Life Insurance	204	140	0	(204)
01 5106 02	FICA	10,000	5,903	12,316	2,316
01 5107 02	Medicare	2,143	1,495	2,880	737
01 5108 02	Workers' Comp Insurance	13,597	9,580	11,917	(1,680)
01 5109 02	Retirement Program	52,000	33,221	57,485	5,485
2 5112 02	Unemployment Insurance	2,600		0	(2,600)
01 5120 02	457 Deferred Comp Match	0	1,800	2,600	2,600
01 5121 02	Retirees' Health Premiums	23,653	15,521	23,796	143
01 5122 09	Medical Reimbursement	5,200	3,600	2,600	(2,600)
SUB-TOTAL BENEFITS		138,314	90,432	157,682	19,368
TOTAL PERSONNEL COSTS		290,275	185,025	352,523	62,248
01 6033V 02	M&R Vet's Hall	12,000	5,888	12,000	-
01 6033B 02	M&R Buildings	4,000	1,432	6,000	2,000

CAMBRIA COMMUNITY SERVICES DISTRICT
FY 2016 - 2017 PROPOSED BUDGET MARCH 24, 2016
GENERAL FUND - FACILITIES & RESOURCES DEPARTMENT DETAIL

ACCOUNT NUMBER	ACCOUNT DESCRIPTION	FISCAL YEAR	ACTUAL	PROPOSED	INCREASE/
		2015/2016 BUDGET	AS OF 3/31/16	FISCAL YEAR 2016/2017 BUDGET	(DECREASE) FROM FY 15-16 TO FY 16-17
01 6033G 02	M&R Grounds	26,818	5,672	22,000	21.1%
01 6033L 02	M&R Street Light		1,017	2,000	
01 6040 02	M&R Equipment	600	467	340	(260)
01 6041L 02	M&R Vehicles Licensed	3,500	2,177	3,500	-
01 6041N 02	M&R Vehicles Not Licensed	2,000	375	2,000	-
01 6045 02	Comp etc Goods	500	300	500	-
01 6033R 02	M&R Ranch	48,752	13,015	50,000	1,248
	Total Maintenance & Repair	98,170	30,343	98,340	170
01 6060C 02	Utilities Cell	731	483	750	19
01 6060E 02	Utilities Elec	19,955	13,180	20,000	45
01 6060G 02	Utilities Gas	1,232	805	1,300	68
01 6060I 02	Utilities Internet	3,845	2,470	0	(3,845)
01 6060P 02	Utilities Phone	444	297	0	(444)
01 6060S 02	Utilities Sewer	3,218	1,991	3,000	(218)
01 6060W 02	Utilities Water	5,021	3,065	5,000	(21)
	Total Utilities	34,446	22,291	30,050	(4,396)
01 6080K 02	Pro Svc- Counsel	2,000	697	3,120	1,120
01 6080M 02	Pro Svc- Misc	4,500	3,240	0	(4,500)
	Total Professional Services	6,500	3,937	3,120	(3,380)
01 6055 02	Govt Fees & Lic	300		300	-
01 6048 02	Security & Safety	200		300	100
01 6050 02	Office Supplies	500	0	500	-
01 6070 02	Equip Rental	1,246	623	1,400	154
01 6090 02	Dept Op Supply	14,000	5,874	14,000	-
01 6093 02	Small Tools/Eqpt	2,000	667	2,000	-
01 6094 02	Cloth/Uniform	1,500		1,500	-
01 6096 02	Fuel	5,000	1,955	5,000	-
	Total Other	24,746	9,119	25,000	254
01 6115 02	Meeting Expense		0	100	100
01 6120E 02	Tvl,Trn,Sem-Emp	500		500	-
	Total Training	500	49	600	100
01 6170 02	Capital Outlay	72,000	65,581	0	(72,000)
	CAPITAL OUTLAY	72,000	65,581	0	(72,000)

C
E
T

CAMBRIA COMMUNITY SERVICES DISTRICT
FY 2016 - 2017 PROPOSED BUDGET MARCH 24, 2016
GENERAL FUND - FACILITIES & RESOURCES DEPARTMENT DETAIL

ACCOUNT NUMBER	ACCOUNT DESCRIPTION	FISCAL YEAR 2015/2016 BUDGET	ACTUAL AS OF 3/31/16	PROPOSED FISCAL YEAR 2016/2017 BUDGET	INCREASE/ (DECREASE) FROM FY 15-16 TO FY 16-17
01 2513 02	Principal-J. Deere	6,270		6,270	-
01 2515 02	Principal-Ford PU City Nat'l Bank	4,745		4,745	-
01 6180G 02	Interest-Ford PU	5,403		154	(5,249)
	Ford PU Principal & Interest			8,040	8,040
	Total Debt Service	<u>16,418</u>	<u>0</u>	<u>19,209</u>	<u>2,791</u>
SUBTOTAL OPERATING EXPENDITURES		543,055	316,345	528,842	(14,213)
01 6200 02	ALLOCATED OVERHEAD	85,926	57,284	91,106	5,180
TOTAL EXPENDITURES		628,981	373,629	619,948	(9,033)
TOTAL REVENUE LESS EXPENDITURES		<u>23,267</u>	<u>56,798</u>	<u>0</u>	

**CAMBRIA COMMUNITY SERVICES DISTRICT
 FY 2016 - 2017 PROPOSED BUDGET APRIL 28, 2016
 GENERAL FUND - PARKS & RECREATION DEPARTMENT DETAIL**

ACCOUNT NUMBER	ACCOUNT DESCRIPTION	FISCAL YEAR 2015/2016 BUDGET	ACTUAL AS OF 2/28/16	PROPOSED FISCAL YEAR 2016/2017 BUDGET	INCREASE/ (DECREASE) FROM FY 15-16 TO FY 16-17
REVENUES					
01 4310 16	PROPERTY TAX	27,676	19,538	25,611	(2,065)
01 4390 16	OTHER	505	0	505	(505)
	PROPOSITION 1A RESERVE	135,486		135,486	-
TOTAL REVENUES		163,667	19,538	161,602	(2,065)
EXPENDITURES					
01 6053 16	Printed Forms	1,268		0	(1,268)
	PUBLIC OUTREACH/EDUCATION	1,268	0	0	(1,268)
01 6080K 16	District Counsel	500	0	500	-
	PROFESSIONAL SERVICES	500	0	500	-
01 6115 16	Meeting Expense	0		0	N/A
01 6120E 16	Travel, Training	0		0	N/A
	TRAINING AND TRAVEL	0	0	0	
01 6170 16	FR Enhanced Entrance Signage	0	0	0	#DIV/0!
01 6033R 16	M&R Ranch	0	0	10,000	#DIV/0!
		0	0	10,000	
01 6170 16	CAPITAL OUTLAY	175,236	19,150	135,486	(39,750)
SUBTOTAL OPERATING EXPENDITURES		177,004	19,150	145,986	(31,018)
01 6200 16	ALLOCATED OVERHEAD	16,413		15,616	(797)
TOTAL OPERATING EXPENDITURES		193,417	19,150	161,602	(31,815)
TOTAL OPERATING REVENUE LESS EXPEND		(29,750)	388	0	29,750

**CAMBRIA COMMUNITY SERVICES DISTRICT
 FY 2016 - 2017 PROPOSED BUDGET APRIL 28, 2016
 GENERAL FUND - PARKS & RECREATION DEPARTMENT DETAIL**

ACCOUNT NUMBER	ACCOUNT DESCRIPTION	FISCAL YEAR 2015/2016 BUDGET	ACTUAL AS OF 2/28/16	PROPOSED FISCAL YEAR 2016/2017 BUDGET	INCREASE/ (DECREASE) FROM FY 15-16 TO FY 16-17
-------------------	------------------------	------------------------------------	----------------------------	--	---

CAPITAL PROJECTS					
EAST RANCH PARK IMPROVEMENTS					
<u>Funds Available</u>					
	Proposition 1A Reserve	159,286			
	Total Funds Available	159,286			
<u>Funds Expended</u>					
	FY 14-15	10,600	Topographic Survey		
	FY 15-16	13,200	Grading & Erosion Plan		
	Total Funds Expended	23,800			
	Funds Remaining	135,486			

FY 15-16 APPROVED CAPITAL EXPENDITURES			
01 1820D 16	East Ranch Park Improvements		159,286
01 6170 16	FR Enhanced Entrance Signage		10,000
01 6170 16	FY 14-15 Seal Coating		5,950
TOTAL CAPITAL EXPENDITURES			175,236

CAMBRIA COMMUNITY SERVICES DISTRICT
FY 2016 - 2017 PROPOSED BUDGET MARCH 24, 2016
GENERAL FUND - ADMINISTRATION DEPARTMENT DETAIL

ACCOUNT NUMBER	ACCOUNT DESCRIPTION	FISCAL YEAR 2015/2016 BUDGET	ACTUAL AS OF 3/31/16	PROPOSED FISCAL YEAR 2016/2017 BUDGET	INCREASE/ (DECREASE) FROM FY 15-16 TO FY 16-17
REVENUES					
01 4001 09	FRANCHISE FEES	72,400	53,065	72,400	0
01 4013 09	Vac Rental Fees	378	324	400	22
	SERVICE FEES	378	324	400	22
01 6200 09	ALLOCATED OVERHEAD	1,334,743	889,829	1,332,316	(2,427)
01 4200 09	INTEREST INCOME	4,000	1,410	4,000	0
01 4310 09	PROPERTY TAXES	157,748	111,364	374,624	216,876
01 4126 09	State Mandated Cost Recovery	57,031	57,031	-	(57,031)
01 4385 09	Radio Vault Rents	2,400	1,800	2,400	0
01 4389 09	Public Records Request	60	30	50	(10)
01 4390 09	Miscellaneous	559	4,148	500	(59)
	OTHER	60,050	63,009	2,950	(57,100)
TOTAL REVENUES		1,629,319	1,119,001	1,786,690	157,371
EXPENDITURES					
GROSS REGULAR WAGES		536,768	360,053	713,596	176,828
01 5010 09	Overtime	1,000	804	1,000	0
01 5030 09	Part Time-Directors' Fees	24,450	14,100	18,000	(6,450)
SUB-TOTAL SALARY & WAGES		562,218	374,957	732,596	170,378
01 5102 09	Dental	4,944	3,365	7,339	2,395
01 5103 09	Health Insurance	56,608	31,328	84,230	27,622
01 5105 09	Life	544	371		(544)
01 5106 09	FICA	32,871	18,223	41,272	8,401
01 5107 09	Medicare	9,066	5,785	10,911	1,845
01 5108 09	Workers' Comp	15,000	6,765	7,063	(7,937)
01 5112 09	SDI	10,264	0	-	(10,264)
01 5109 09	Retirement	213,386	102,044	200,140	(13,246)
01 5120 09	457 Match	15,711	10,876	17,969	2,258
01 5121 09	Retirees' Health	75,726	50,548	77,832	2,106
01 5122 09	Medical Reimbursement	14,300	7,605	13,260	(1,040)
SUB-TOTAL BENEFITS		448,420	236,910	460,016	11,596
PERSONNEL COSTS		1,010,638	611,867	1,192,612	181,974

**CAMBRIA COMMUNITY SERVICES DISTRICT
 FY 2016 - 2017 PROPOSED BUDGET MARCH 24, 2016
 GENERAL FUND - ADMINISTRATION DEPARTMENT DETAIL**

ACCOUNT NUMBER	ACCOUNT DESCRIPTION	FISCAL YEAR 2015/2016 BUDGET	ACTUAL AS OF 3/31/16	PROPOSED FISCAL YEAR 2016/2017 BUDGET	INCREASE/ (DECREASE) FROM FY 15-16 TO FY 16-17
01 6010 09	Ads-Legal/Other	678	159	600	(78)
01 6011N 09	Newsletter		0	500	500
01 6011W 09	Website	2,500	0	2,500	0
	OUTREACH EDUCATION	3,178	159	3,600	422
01 6030 09	INSURANCE	70,000	65,037	70,000	0
01 6033B 09	M&R-Building	5,039	2,671	5,000	(39)
01 6033G 09	M&R-Grounds	3,166	2,068	3,000	(166)
01 6040 09	M&R-Equipment	200	0	200	0
01 6041L 09	M&R-Licensed Vehicles	655	371	700	45
01 6044 09	M&R-Computer Services	76,000	51,280	77,000	1,000
	MAINTENANCE	85,060	56,390	85,900	840
01 6045 09	Computer Supplies & Upgrades	3,000	176	3,000	0
01 6048 09	Security & Safety	1,500	0	1,000	(500)
01 6050 09	Office Supplies	11,000	6,822	11,000	0
01 6051 09	Postage & Shipping	4,000	1,479	4,000	0
01 6052 09	Bank Charges	3,400	1,765	3,400	0
01 6053 09	Printing/Forms	3,500	691	2,000	(1,500)
01 6070 09	Equipment Rental	500	398	600	100
01 6090 09	Department Operating Supplies	1,600	1,233	1,800	200
01 6094 09	Uniforms	0	183	2,000	2,000
	OFFICE SUPPLIES & EQUIP	28,500	12,759	28,800	300
01 6054 09	Publications-Dues & Books	14,000	4,483	15,000	1,000
01 6055 09	JPA/Gov't Fees	35,000	31,068	32,000	(3,000)
	DUES & FEES	49,000	35,551	47,000	(2,000)
01 6060C 09	Utilities-Wireless	1,500	1,034	1,500	0
01 6060E 09	Utilities-Electricity	6,700	4,450	6,700	0
01 6060G 09	Utilities-Gas	300	413	600	300
01 6060I 09	Utilities-Internet	4,900	3,063	11,400	6,500
01 6060P 09	Utilities-Telephone	8,400	4,801	13,700	5,300
01 6060S 09	Utilities-Sewer	500	325	500	0
01 6060W 09	Utilities-Water	500	276	500	0
	UTILITIES	22,800	14,362	34,900	12,100
01 6075 09	OFFICE RENT	38,186	25,457	38,186	0
01 6080A 09	Auditor	15,000		15,000	0
01 6080F 09	Financial Services	2,000	2,046	-	(2,000)

CAMBRIA COMMUNITY SERVICES DISTRICT
FY 2016 - 2017 PROPOSED BUDGET MARCH 24, 2016
GENERAL FUND - ADMINISTRATION DEPARTMENT DETAIL

ACCOUNT NUMBER	ACCOUNT DESCRIPTION	FISCAL YEAR 2015/2016 BUDGET	ACTUAL AS OF 3/31/16	PROPOSED FISCAL YEAR 2016/2017 BUDGET	INCREASE/ (DECREASE) FROM FY 15-16 TO FY 16-17
01 6080K 09	District Counsel	120,000	104,566	127,920	7,920
01 6080L 09	Legal	6,000	21,515	6,000	0
01 6080M 09	Other	4,300	0	4,800	500
01 6080T 09	Temporary Help	11,300	11,027	9,600	(1,700)
01 6086 09	Outside Services	48,400	17,822	28,900	(19,500)
01 6088 09	Claims		351	500	500
	PROFESSIONAL SERVICES	<u>207,000</u>	<u>157,327</u>	<u>192,720</u>	<u>(14,280)</u>
01 6115 09	Meeting Expense	3,100	1,590	3,500	400
01 6120D 09	Directors' Travel	5,000	2,456	10,000	5,000
01 6120E 09	Training-LCW	0	9,337	4,500	4,500
01 6120E 09	Employee Travel/Training	15,000		15,000	0
01 6120E 09	Education			5,000	5,000
01 6124 09	Employee Recognition	400	68	400	0
01 6125 09	Employee Recruitment	7,500	2,837	-	(7,500)
	TRAINING & TRAVEL	<u>31,000</u>	<u>16,288</u>	<u>38,400</u>	<u>7,400</u>
01 6180H 09	Interest-Fusion	491	491	333	(158)
01 2514 09	Principal-Fusion	4,671		4,671	0
01 6180G 09	Interest-Copier	144		144	0
01 2513 09	Principal-Copier	4,424		4,424	0
	DEBT SERVICE	<u>9,730</u>	<u>491</u>	<u>9,572</u>	<u>(158)</u>
01 6170 09	CAPITAL OUTLAY	<u>0</u>	<u>0</u>	<u>45,000</u>	<u>45,000</u>
SUBTOTAL OPERATING EXPENDITURES		544,454	383,821	594,078	49,624
TOTAL EXPENDITURES		1,555,092	995,688	1,786,690	231,598
TOTAL REVENUE LESS EXPENDITURES		74,227	123,313	-	(74,227)

CAMBRIA COMMUNITY SERVICES DISTRICT

TO: Board of Directors

AGENDA NO. **9.E.**

FROM: Jerry Gruber, General Manager

Meeting Date: April 28, 2016 Subject: DISCUSSION AND CONSIDERATION
 OF AMENDING THE BYLAWS
 RELATING TO THE TIME OF
 REGULAR MEETINGS OF THE
 BOARD OF DIRECTORS

RECOMMENDATIONS:

Staff recommends the Board of Directors discuss the issue of changing meeting times for its regular meetings. Resolution 15-2016 has been prepared if the Board would like to proceed with amending the Bylaws to provide that meeting times will be established by resolution.

FISCAL IMPACT:

No fiscal impact has been identified relating to the Board of Directors adopting revisions to their Bylaws relating to the time of its regular meetings.

DISCUSSION:

At the March 24, 2016 meeting, the Board passed a motion to have an item on the April agenda to consider amending the Bylaws relating to the time of its regular meetings. The Bylaws were last revised in February, 2015. Section 2.1 of the Bylaws provides as follows:

Regular meetings of the Board of Directors shall commence at 12:30 p.m. on the fourth Thursday of each calendar month in the Veterans Memorial Hall located at 1000 Main Street, Cambria unless otherwise directed by the Board of Directors.

In accordance with the Board’s direction, this item has been placed on today’s agenda for discussion and consideration. Staff recommends that the Bylaws be amended to provide that the time for regular meetings be established by Board resolution, rather than being contained in the Bylaws. This change will make it easier to modify meeting times in the future. Resolution 15-2016 has been prepared to implement the foregoing change, if the Board deems it appropriate.

Attachment:

- Resolution 15-2016

BOARD ACTION: Date _____ Approved: _____ Denied: _____

UNANIMOUS:___ROBINETTE___THOMPSON___BAHRINGER___RICE___SANDERS___

RESOLUTION NO. 15-2016

**A RESOLUTION OF THE BOARD OF DIRECTORS
OF THE CAMBRIA COMMUNITY SERVICES DISTRICT
APPROVING A REVISION TO THE
CAMBRIA COMMUNITY SERVICES DISTRICT BYLAWS
RELATING TO THE TIME OF ITS REGULAR MEETINGS**

BE IT RESOLVED by the Board of Directors of the Cambria Community Services District as follows:

Section 2.1 of the Cambria Community Services District Bylaws is amended to read as follows:

“2.1 Regular meetings of the Board of Directors shall be held at the Veterans Memorial Hall located at 1000 Main Street, Cambria. The time for holding Regular meetings of the Board of Directors shall be established by resolution.”

PASSED AND ADOPTED this 28th day of April, 2016.

Gail Robinette, President
Board of Directors

ATTEST:

APPROVED AS TO FORM:

Monique Madrid, District Clerk

Timothy J. Carmel, District Counsel