




---

# CAMBRIA COMMUNITY SERVICES DISTRICT

---

**Thursday, June 22, 2017 - 6:00 PM**

1000 Main Street, Cambria, CA 93428

---

## AGENDA

Copies of the staff reports or other documentation relating to each item of business referred to on the agenda are on file in the Office of the District Clerk, available for public inspection during District business hours. The agenda and agenda packets are also available on the CCSD website at [www.cambriacsd.org](http://www.cambriacsd.org). The District Office hours are Monday - Thursday, and every other Friday from 9:00 a.m. through 4:00 p.m. Please call 805-927-6223 if you need any assistance. If requested, the agenda and supporting documents shall be made available in alternative formats to persons with a disability. The District Clerk will answer any questions regarding the agenda.

### 1. OPENING

- A. Call to Order
- B. Pledge of Allegiance
- C. Establishment of Quorum
- D. Report from Closed Session
- E. Agenda Review: Additions/Deletions

### 2. PUBLIC COMMENT ( Estimated time 30 minutes. At President's discretion additional comments may be heard at the end of the meeting.)

Members of the public may now address the Board on any item of interest within the jurisdiction of the Board but not on its agenda today. In compliance with the Brown Act, the Board cannot discuss or act on items not on the agenda. Each speaker has up to three minutes. Speaker slips (available at the entry) should be submitted to the District Clerk.

### 3. PUBLIC SAFETY (Estimated time 5 Minutes per item)

- A. Sheriff's Department Report
- B. Cambria Community Services District Fire Department report from Fire Chief William Hollingsworth

### 4. ACKNOWLEDGEMENTS AND PRESENTATIONS

### 5. MANAGER'S AND BOARD REPORTS (Estimated time 15 Minutes total)

- A. Manager's Report

- i. Manager's Report
- B. Ad Hoc Committee Reports and Other Related Board Member Reports (Committee Meetings and Board authorized meetings attended)
  - i. Ad Hoc Committees Reporting:
    - Finance-Task: Evaluate budget for fiscal year 2017-2019, assess fiscal policies and priorities
    - Infrastructure-Task: Water Department, Wastewater Department and technology infrastructure (hardware and software) in all departments
    - Water Supply-Tasks: Support staff's work on water supply permitting for the Sustainable Water Facility regular Coastal Development Permit and Environmental Impact Report, review 2015 UWMP and progress on water efficiency program goals, Report to board and suggest needed policy reviews for consistency.
  - Liaison Reports:
    - NCAC
    - PROS

## 6. CONSENT AGENDA (Estimated time: 15 Minutes)

All matters on the consent calendar are to be approved by one motion. If Directors wish to discuss a consent item other than simple clarifying questions, a request for removal may be made. Such items are pulled for separate discussion and action after the consent calendar as a whole is acted upon.

- A. CONSIDERATION TO ADOPT THE MAY 2017 EXPENDITURE REPORT
- B. CONSIDERATION TO ADOPT THE MAY 4, 2017 AND MAY 12, 2017 SPECIAL MEETING MINUTES AND THE MAY 25, 2017 REGULAR MEETING MINUTES
- C. CONSIDERATION OF ADOPTION OF RESOLUTION 29-2017 ADOPTING THE MULTI-JURISDICTIONAL HAZARD MITIGATION PLAN
- D. CONSIDERATION OF APPROVAL OF PROFESSIONAL SERVICES AGREEMENT WITH DUCHARME, MCMILLEN & ASSOCIATES, INC.
- E. CONSIDERATION TO APPROVE A MEMORANDUM OF UNDERSTANDING WITH THE LAND CONSERVANCY OF SAN LUIS OBISPO COUNTY FOR THE TRANSFER DEVELOPMENT CREDITS LOT RETIREMENT PROGRAM
- F. CONSIDERATION OF ADOPTION OF RESOLUTION 24-2017 ESTABLISHING FISCAL YEAR 2017/2018 APPROPRIATIONS LIMIT
- G. CONSIDERATION OF ADOPTION OF RESOLUTION 32-2017 APPROVING AWARD OF FIRE HAZARD FUEL REDUCTION CONTRACT
- H. CONSIDERATION OF ADOPTION OF RESOLUTION 30-2017 AUTHORIZING THE GENERAL MANAGER TO WORK COOPERATIVELY TO CO-LOCATE THE CCSD FIRE DEPARTMENT AND THE CCHD AMBULANCE COMPANY AT 2850 BURTON DRIVE

## 7. HEARINGS AND APPEALS (Estimated time: 15 Minutes per item)

- A. PUBLIC HEARING TO DISCUSS AND CONSIDER ADOPTION OF RESOLUTION 25-2017 CONFIRMING 2016 FIRE HAZARD FUEL REDUCTION ITEMIZED REPORT OF THE CAMBRIA COMMUNITY SERVICES DISTRICT
- B. PUBLIC HEARING TO DISCUSS AND CONSIDER RESOLUTION 26-2017 APPROVING A FIRE SUPPRESSION BENEFIT ASSESSMENT CONSUMER PRICE INDEX (CPI) ADJUSTMENT AT THE RATE OF 2.7% FOR FY 2017/2018
- C. PUBLIC HEARING TO CONSIDER ADOPTION OF RESOLUTION 27-2017 CONFIRMING THE ITEMIZED REPORT TO COLLECT DELINQUENT SOLID WASTE COLLECTION AND DISPOSAL CHARGES ON THE COUNTY TAX ROLLS
- D. PUBLIC HEARING TO DISCUSS AND CONSIDER ADOPTION OF RESOLUTION 28-2017 APPROVING THE CCSD BUDGET FOR FISCAL YEAR 2017/2018



**8. REGULAR BUSINESS (Estimated time: 15 Minutes per item)**

- A.** DISCUSSION AND CONSIDERATION OF VOTING TO ELECT A REPRESENTATIVE TO THE SDRMA BOARD OF DIRECTORS
- B.** DISCUSSION AND CONSIDERATION TO AWARD CONTRACT FOR THE CONSTRUCTION OF THE FISCALINI RANCH PRESERVE COMMUNITY PARK PROJECT, PHASE 1
- C.** DISCUSSION AND CONSIDERATION TO APPROVE AN PROFESSIONAL SERVICES INFORMATION TECHNOLOGY (IT) AGREEMENT WITH TEKTEGRITY AND AUTHORIZE THE GENERAL MANAGER TO EXECUTE THE AGREEMENT

Members of the public who have not had the opportunity to speak on item 5 due to the limitation of time may now address the Board on any item of interest within the jurisdiction of the Board but not on its agenda today. In compliance with the Brown Act, the Board cannot discuss or act on items not on the agenda. Each speaker has up to three minutes. Speaker slips (available at the entry) should be submitted to the District Clerk.

**9. FUTURE AGENDA ITEM(S) (Estimated time: 15 Minutes)**

Requests from Board members to receive feedback, direct staff to prepare information, and/or request a formal agenda report be prepared and the item placed on a future agenda. No formal action can be taken except to direct staff to place a matter of business on a future agenda by majority vote.

**10. ADJOURN**

CAMBRIA COMMUNITY SERVICES DISTRICT

TO: Board of Directors

AGENDA NO. **5.A.**

FROM: Jerry Gruber, General Manager

-----  
Meeting Date: June 22, 2017

Subject: MANAGER'S REPORT

There were 5 Public Record Requests received since May 25, 2017 by the following citizens. The listing below is representative of the request and does not necessarily reflect the extensive nature of each request.

5/19/2017: Kyra Kocis 1) I am requesting a copy of Cambria Community Services District's Employee Compensation Report for the 2016 year under the provisions of California Govt. Code §§ 6250 - 6270, the California Public Records Act.

5/28/2017: Elizabeth Bettenhausen 1) I request the January, March, and May 2017 CCSD daily production reports. This is the daily report of pumping of each well and all wells in gallons and of the daily pumpage in Acre Feet. Please send the January and March reports immediately and the May report as soon as it is available. (Please note: I have the February and April reports, which were incidentally posted. Were all posted on the CCSD website regularly, I would not have to submit this PRR and take up more of your time.)

6/1/2017: Mike Rice 1) Mailing abatement list for the FHFRP.

6/5/2017: Tina Dickason 1) Water Production for January-March 2017.

6/6/2017: Tina Dickason 1) When the decision was made to go from a Level III Drought Emergency Condition to a Level II, I'm unclear as to what that exactly means for Cambrians. Are we still limited to 50 gpd per person, and are we still limited to outdoor watering on the originally specified days of the week (Tuesdays and Thursdays, depending on which side of the street your house is on).

I will be discussing the following items as part of my General Manager's Report:

Wastewater Infrastructure to include a brief PowerPoint on continued improvements to the system.

Update on IRWMP- WRAC- Proposition 1 funding and list of Improvements for the Wastewater Treatment Plant as part of overall grant process. See attached list.

Update on collaborative efforts between the CCSD, The County of San Luis Obispo, Energy Watch, and PG&E, relating to energy efficient improvements for the Wastewater Treatment Plant. See attached list.

Update on Impoundment Basin level. As of 6-12-17 the Impoundment Basin was only 2.2 inches above the freeboard requirements. On June 12, 2017, the CCSD received written approval for the plan submitted to the RWQCB relating to bringing the Impoundment Basin back into freeboard requirements. Staff is waiting for lab results and additional information from the RWQCB before moving forward with the removal of 2.2 inches of water from the Impoundment Basin.

Update on Ad-Hoc Committees, specifically the Budget Committee and preparation of the 2017/2018 Fiscal Year Budget, SEIR Committee and the Infrastructure Ad-Hoc Committee.

Update on SEIR, what are the next steps and associated timelines, specifically relating to the regular Coastal Development Permit for the Sustainable Water Facility and the County Planning Commission.

Update on leak repairs within the water distribution system and unaccounted for water loss for the month of May. District Engineer Bob Gresens will be providing a brief presentation on unaccounted for water. I have included updated and revised daily production report spreadsheets for January through May of 2017.

Update on Senator Dean Florez's efforts. General Manager Gruber and Mr. Florez are conducting bi-monthly telephone conference calls on the first and third Monday of every month.

*Department Reports:*

**ADMINISTRATION:**

*Human Resources:*

In anticipation of the retirement of Finance Manager Patrick O'Reilly, we will begin the process for recruitment of a new Finance Manager soon. We will also begin the recruiting process for the Sustainable Water Facility Chief Plant Operator.

*Information Technology:*

We have received feedback regarding our newly launched website and are making some changes to the site. Please be patient as we work to improve the site and make it more user-friendly.

*Commissions and Committees:*

Haley continues to support the BRPCC and attends each meeting, creating, distributing and posting their agendas, transcribing their minutes and maintaining their documents. She also handles the creation, distribution and posting of the PROs Commission meeting agendas and minutes. We are working with the PROS Commission Secretary in order to transition over to the agenda software and utilize the website features.

**FACILITIES AND RESOURCES:**

**1. Fiscalini Ranch Preserve:**

a. Trails:

- i. All trails have now been reopened.
- ii. Santa Rosa Creek Trail: This trail suffered major damage during winter storms.
  1. Approximately 800 feet of trail was washed away as Santa Rosa Creek came over the bank and ran down the trail.
  2. CCSD Staff repaired trail

b. Fuel Reduction:

- i. Fire Breaks on Huntington, Warren, Wedgewood and Windsor have been completed.
  1. All of these fire breaks are 100' wide.
- ii. Fire breaks behind wastewater plant, Rodeo Grounds and below Ramsey/Air Force housing are still being bid out.
- iii. Santa Rosa Church:
  1. Staff has completed this fire break behind the church.
- iv. Rabobank:
  1. Staff completed this fire break. We increased the fire break this year by an additional 200' to mow down invasive plants.
- v. Burn Piles:
  1. Last year's forest rehabilitation project included one "test plot" that was to have some piles of debris burned on site.
    - a. After hearing public concern, Friends of the Fiscalini Ranch Board and Ranch Manager decided to not proceed with the pile burns.

6

- b. There were 5 piles of wood debris that were left on site. Those piles have now been chipped.
- c. Invasive Plants:
  - i. CCSD staff and FFRP volunteers have been actively fighting the spread of invasive plants this year.
    2. Possibly from the heavy rains this winter, the Italian thistles have exploded on the Ranch.
    3. Different approaches have been used to deal with the invasives this year: spot spraying, mowing and hand pulling.
- d. Erosion Gully:
  - i. The winter storms caused one of the erosion structures located close to Seacliff Estates (on Ranch side) to collapse.
  - ii. Civil Design Studios, has been assisting the District on a new design and plan for repairing the erosion gully.
  - iii. Devin Best (Executive Director) from US-LT Resource Conservation District is assisting the District in the permitting process.
  - iv. Our hope is that we can make the necessary repairs prior to the upcoming winter.
- e. Eucalyptus Trees:
  - i. Friends of the Fiscalini Ranch have applied for a permit to remove a stand of Eucalyptus on the Ranch.
  - ii. NCAC is reviewing the project and has taken a site visit.
  - iii. PROS commission received a presentation from Holly Sletteland from FFRP on this project.
  - iv. More information on this project can be obtained by emailing Friends of the Fiscalini Ranch at [ffrcambria@sbcglobal.net](mailto:ffrcambria@sbcglobal.net).

## **2. Community Park:**

- a. The winning bid for Phase 1 of the community park was S. Chaves Construction, Inc. The approval of the contract is part of the Board Packet.

## **3. Parks :**

- a. Dog Park: Entire dog park grounds were mowed.
- b. Skate Park:
  - i. Corner of the large ramp was recently vandalized. Railing and posts were broken off.
  - ii. A contractor was hired to repair the railing and post. Additional work was also done as some dry rot was also found.
- c. Pocket Park Center St.
  - i. CCSD staff weed whacked and cleaned up park.

## **ENGINEER:**

Key activities since the May 25, 2017 Board meeting report (report prepared on May 16, 2017) to the date of this report's preparation (June 15, 2017) have included:

- Sustainable Water Facility (SWF):
  - The Final Subsequent EIR (FSEIR) was completed and made available on May 31, 2017.
  - An update to the Adaptive Management Plan (AMP) was completed on Monday, June 12, 2017 and posted onto the CCSD web site on Tuesday, June 13, 2017.

- Coordinated with Michael Baker International on their June 14, 2017 FSEIR Board meeting presentation to consider certification of the SEIR. (This was continued by the Board to a date uncertain.)
- The SWF has remained off line since December 23, 2016.
- The May 2017 monthly self-monitoring report for the SWF's Title 22 permit was submitted on June 8, 2017, which was 7-days in advance of its June 15, 2017 due date.
- Emailed reports and updated continue to be sent to Water Board staff on the measured freeboard at the impoundment basin, as well as other related information on the CCSD's activities. The impoundment basin's water level has begun to evaporate now that dry conditions and more ideal weather conditions exist. As of June 14, 2017, the level was within 2 inches of the minimum required freeboard of 2-feet and 10.2 inches.
- Staff responded to the Water Board's request for laboratory data in spreadsheet form dating back to January 2015.
- Currently coordinating with CDM Smith on a plan to decommission the evaporation pond (aka surface water impoundment basin).

- Permit Counter:

No report this month. This information will be included in next month's report.

- CIP Planning and Updating/Coordination with FEMA/Cal OES

Further refinements were made to the Water CIP list and was provided to the Infrastructure Ad-Hoc Committee for further review and discussion during a 6/13/2017 field meeting. Attended a June 7, 2017 meeting at the County associated with the Proposition 1 IRWM funding for next year. We submitted an earlier request to the County to fund proposed wastewater treatment plant improvements, which will compete with other grant funding requests for consideration. If successful, such funding would have a 50% local match requirement.

- Miscellaneous Water and Wastewater Plant Projects and Repairs:

- Influent Screen. Staff is currently completing informal bid documents for installation of the new influent screen at the wastewater treatment plant.
- See wastewater portion of report for a discussion on collection system, lift station and treatment plant repairs.

- Miscellaneous:

- Staff has coordinated between FEMA/County OES and SDRMA to determine which expenses from the last winter's storm water damage will be eligible for financial assistance.
- Coordination continues on reducing water loss in the water distribution system. Most recently, a 6/13/2017 field inspection discovered a bypass valve on a 2-inch water meter serving a portion of the State Parks property was open, resulting in water not being recorded. This valve was closed and locked shut the same day. The pipeline easement within State Parks property was walked on 6/13/2017 and found to be much drier than two weeks earlier. This leads staff to believe there may not be a leak in this area. Therefore, a specialty inspection of the transmission main in this area has been postponed for the time being due to its expense (approximately \$41,000). In the meantime, staff will continue to spot check this area for possible signs of a leak. Staff is also coordinating with the Fire Department in checking key culverts in town for any signs of possible water main leaks.
- The calendar year 2016 water loss audit was submitted for review in advance of a 6/20/2017 water loss audit conference call with a state-appointed auditor. This effort found the 2016 water loss to be approximately 13.2 percent of total production. The 6/20/2017 audit meeting is significant in that it: 1) is the final step in a four-part training

effort sponsored by the state that began last November on SB 555 (2015); 2) is required to be completed in order to qualify for State funding; and 3) has now become an annual reporting requirement to the state. This training and related effort has also proven useful in determining our most recently identified 2017 concerns over excessive water loss while conducting bi-monthly auditing. A separate presentation will be made during today's meeting on the progress being made to address 2017 water loss.

Well Level reports from June 5, 2017 readings are attached, and are also being made available for review on the District's website at [www.cambriacsd.org](http://www.cambriacsd.org)

## **FIRE:**

### Prevention and Education

- 01 Residential rough/hydro inspections were completed
- 00 Hydrant pressure tests completed
- 01 Fire final inspections
- 02 Residential site visits for building questions
- 06 Fire plan reviews
  - 2255 Main Street
  - 1440 Leonard Pl
  - 6055 Charing Lane
  - 1923 St. Thomas Avenue
  - 1696 Pierce Avenue
  - 6255 Somerset Way
  - 2334 Wilcombe Drive
  - 4640 Windsor Blvd
  - 2575 Burton Drive
- 06 Engine company commercial fire and life safety inspections were conducted
- 02 Public education events
- 17 Residential smoke/carbon monoxide detectors were installed and or the batteries changed
- 06 Contacts with people regarding fire prevention questions
- 02 Fire Engine and Station tours

### Meetings and Affiliations

- SLO County Chief's meeting May 3rd, 0900 Cambria CSD Fire
- Firesafe Focus Group meeting May 10th, 1500 Cambria CSD Fire
- CIRP meeting May 11th, 1530 South Bay Training Center
- CCHD FEMA meeting May 15th, 1100 CCHD Admin Office
- Regional Management Academy May 16th, 0800 San Luis Obispo
- Regional Management Academy May 17th, 0800 San Luis Obispo
- Inspector 1B training May 22nd – 24th, Sacramento
- CCSD board meeting May 25th, 1230 Vets Hall
- MJHMP meeting May 30th, 1600 Vets Hall

### Operations and News

- Training hours: 193.33 hours, Training for the month of May was primarily focused on the following topics:
  - Engineer Training
  - MCI (Mass Casualty Incident)
  - Fundamentals of Fire Suppression
  - Auto Extrication

- 9
- High Angle Rope Rescue MPD (Multi-Purpose Device)
  - Wildland Training
  - Water Tender Operations

Fire Statistics are attached for your review.

## **WASTEWATER:**

### **Wastewater Treatment Plant Operations**

- The trailer under the sludge conveyer is working out very well. We have noticed that the trailers are arriving with a little odor so we have added this to the odor control plan. We now have masking agent with enzymes that almost eliminate the odor.
- Carollo Engineers has given us the information needed to start the competitive bidding on the rag screen installation. (YEA)
- Now that flows have dropped off a lot we are able to use the holding ponds to keep effluent until PG&E off peak hours. At that point we send all of the stored effluent to the San Simeon Dr. percolation ponds.
- We have had two walkways repaired on the digesters and have found a welder that will help us with the hand rails on the digesters.

### **Collection Systems & Lift Stations**

- We now have a District owned push camera for the collection system. Our first use was at the Vets Hall. This camera will allow us to get a better look at the collection system transmission lines out to 100 feet.
- In May we were able to use the camera to determine if a sink hole was due to a broken collection line.
- We are continuing our ongoing campaign to locate the source of all the water getting into the collection system via I&I. Lift station A has two water tight lids over the wet well and the first manhole. Also on that same gravity line a manhole that was welded closed has been replaced with a water tight lid.
- FEMA is going to help with the cost of the fallen trees in the collection system so we hope to have them removed as soon as possible. FEMA has now given us the go ahead to have the trees that are blocking access to manholes be removed.

### **Laboratory:**

- Abalone Coast continued to provide the services of a certified laboratory analyst for those analyses that are reported to the state. At this point Amanda is calibrating the online pH meter on a monthly basis.

### **Administrative:**

- Toni has passed his Grade III wastewater exam and soon he will have the required hours to receive the Grade III certificate.
- We have a spread sheet that shows the influent to the wastewater plant and the water production for the CCSD.

## **WATER:**

1. Sustainable Water Facility (SWF) is offline. Water Dept. staff continues to do maintenance on the facility. Larry and other members of the Water Dept. worked a combined 72 hours at the S.W.F. in May. Maintaining the filter membranes with Preservol. Monthly groundwater sampling. The needed painting has been completed.

2. In addition to the 72 hours of maintenance at the S.W.F. Water Dept. staff preforms daily checks at the impoundment basin. Once a week operators pump out water that may have accumulated between the impoundment liners. On that day operators measure the depth of four wells within the impoundment facility. Operators log the amount of water pumped out of the liner. They also preform PH and electrical conductivity analysis.
3. Will Bellis of ATS with a crew dove and inspected both Pine Knolls water tanks. Will put together a detailed report of what was discovered. All and all both tanks are in great condition and are holding up well.
4. At the 300 block of wellington we had a broken valve. Because of that broken valve, the Water Dept. could not isolate that block when water emergencies have occurred in the past. With some trial and error we discovered which valve was faulty and needed replacing. With the help of Bob Wright construction we installed a new valve at the corner of Charing and Wellington.
5. San Simeon well 3 has been offline for 2 years or more. Water Dept. staff worked to get SS well 3 up and running and ready to be put online.
6. Andy Dreyfus of Bushwhacker mowed the entire San Simeon well field. He also mowed the road/easement that leads from Ellis to the Fiscalini tank. Water Dept. continue to work diligently mowing and trimming weeds at the rest of the Water Dept. facilities.
7. Water production for May 2017 at the San Simeon wells was 46.33 Ac. Ft. 17.86 Ac. Ft. was produced from the Santa Rosa wells for a total of 64.19 Ac. Ft. Last year at this time we produced 40.04 Ac. Ft.
8. In the middle of May we discovered that our usage was higher than normal, it was also observed that our water loss was increasing. Water Dept. Staff worked hard to investigate and isolate leaks in the system. Staff did discover two separate substantial leaks that were near culverts. Water was traveling underground to the culverts and eventually to the ocean. After repairing those leaks we realized that we still had a leak somewhere. Since then the Water Dept. staff has investigated and repaired many leaks going into the month of June.
9. At the end of May, both Santa Rosa Creek and San Simeon Creek stopped flowing into the ocean. The creeks are still flowing past all of our active wells. Well levels are still near full.
- 10.** Water Dept. Staff read and or located 82 meters and re-read 47 meters manually for billing purposes. Staff responded to 35 high usage reports. Assisting customers in locating leaks. 5 leaks were repaired in the distribution system. 4 alarms were handled, the number of alarms is dropping significantly. Thanks to the Andy at Tough Automation and to Operators deeper understanding of the system. 18 retro-fit inspections were completed. 21 USA locations were also completed.

Attachments: 01 Finance Manager's Report  
 02 Fire Statistics  
 03 Production and Well graphs  
 04 Daily Production Report January-May 2017  
 05a IRWMP Project  
 05b SLO County Prop 1 info  
 05c List of Improvements IRWMP  
 06 Update on SLO County and Energy Watch, PGE Energy Efficient Project list  
 07 Fiscalini Ranch Preserve Monterey Pine Forest Enhancement Eucalyptus Tree Removal  
 08 Eucalyptus Trees Advantages & Disadvantages  
 09 Balance Public Relations Status Report June 2017



**BOARD OF DIRECTORS' MEETING – JUNE 22, 2017  
ADDENDUM TO GENERAL MANAGER'S REPORT  
FINANCE MANAGER'S REPORT**

**ADMINISTRATION**

**BUDGET FY 2016/2017**

- The Fiscal Year 2016/2017 Budget was adopted at the regular Board meeting on June 23, 2016.
- The Fiscal Year 2016/2017 Mid-Year Budget was adopted at the regular Board meeting on April 27, 2016.

**BUDGET FY 2017/2018**

- The Preliminary Budget for Fiscal Year 2017/2018 was reviewed by the Board on May 4<sup>th</sup> and May 25<sup>th</sup>. The proposed final budget will be reviewed at the regular Board meeting on June 22<sup>nd</sup>.

**EXPENDITURES OVER \$100,000**

There were no expenditures exceeding \$100,000 during May 2017.

**WATER/WASTEWATER USAGE AND BILLING**

The chart on the next page reflects usage and billing through March/April 2017. The CCF billed for March/April were 4.7% lower than the amounts billed the previous year and 59% of the amount billed in 2012/2013. The revenue realized from Water sales was \$3,517 more than billed the previous year due to the rate increase in March 2017.

Mid-cycle reads reflected billable usage of 17,135 CCF during May 2017. That is consistent with the usage for last year (May/June 2016) which was 34,034.

<b>CCSD WATER SALES HISTORY</b>							
5/4/2017							
<b>FY 12/13</b>	<u>JUL/AUG</u>	<u>SEP/OCT</u>	<u>NOV/DEC</u>	<u>JAN/FEB</u>	<u>MAR/APR</u>	<u>MAY/JUN</u>	<u>CUMULATIVE</u>
BASE	102,586	102,672	102,722	102,809	102,906	102,915	616,610
USAGE	278,488	210,933	146,434	151,971	173,955	229,755	1,191,536
ADJUSTMNTS	877	97	1,527	673	809	946	4,929
TOTAL CASH	381,951	313,702	250,683	255,453	277,670	333,616	1,813,075
<b>CCF</b>	<b>61,407</b>	<b>51,098</b>	<b>40,051</b>	<b>40,943</b>	<b>44,201</b>	<b>54,173</b>	291,873
<b>USAGE \$/CCF</b>	<b>4.54</b>	<b>4.13</b>	<b>3.66</b>	<b>3.71</b>	<b>3.94</b>	<b>4.24</b>	
<b>FY 13/14</b>	<u>JUL/AUG</u>	<u>SEP/OCT</u>	<u>NOV/DEC</u>	<u>JAN/FEB</u>	<u>MAR/APR</u>	<u>MAY/JUN</u>	<u>CUMULATIVE</u>
BASE	102,895	102,793	102,784	102,907	102,885	102,755	617,019
USAGE	288,512	192,906	137,197	129,137	97,979	99,313	945,044
EWS BASE							
EWS USAGE							
ADJUSTMNTS	2,215	2,404	2,222	553	(157)	(17,035)	(9,798)
PENALTIES/SURCHARGES					70,706	46,779	117,485
TOTAL CASH	393,622	298,103	242,203	232,597	271,413	231,812	1,669,750
<b>CCF</b>	<b>63,113</b>	<b>47,345</b>	<b>38,827</b>	<b>36,576</b>	<b>24,917</b>	<b>25,500</b>	236,278
<b>USAGE \$/CCF</b>	<b>4.57</b>	<b>4.07</b>	<b>3.53</b>	<b>3.53</b>	<b>3.93</b>	<b>3.89</b>	
<b>FY 15/16</b>	<u>JUL/AUG</u>	<u>SEP/OCT</u>	<u>NOV/DEC</u>	<u>JAN/FEB</u>	<u>MAR/APR</u>	<u>MAY/JUN</u>	<u>CUMULATIVE</u>
BASE	102,935	102,730	102,828	102,864	115,313	115,127	641,797
USAGE	124,569	116,096	101,617	92,773	211,292	249,393	895,740
EWS BASE	61,874	61,792	62,098	61,882	61,161	61,244	370,051
EWS USAGE	83,654	79,869	71,071	66,124	74,753	88,395	463,866
EWS OPS		36,864	49,964				86,828
ADJUSTMNTS	(3,964)	(49,726)	(23,276)	(34,172)	(31,637)	(12,410)	(155,185)
PENALTIES/SU	127,290	82,583	50,674	66,613	-	-	327,160
TOTAL CASH	496,358	430,208	414,976	356,084	430,882	501,749	2,630,257
<b>CCF</b>	33,441	32,633	27,147	24,968	27,603	34,043	179,835
<b>% OF FY 12-13</b>	<b>54%</b>	<b>64%</b>	<b>68%</b>	<b>61%</b>	<b>62%</b>	<b>63%</b>	
<b>USAGE \$/CCF</b>	<b>3.73</b>	<b>3.56</b>	<b>3.74</b>	<b>3.72</b>	<b>7.65</b>	<b>7.33</b>	
<b>EWS \$/CCF</b>	<b>2.50</b>	<b>2.45</b>	<b>2.62</b>	<b>2.65</b>	<b>2.71</b>	<b>2.60</b>	
<b>FY 16/17</b>	<u>JUL/AUG</u>	<u>SEP/OCT</u>	<u>NOV/DEC</u>	<u>JAN/FEB</u>	<u>MAR/APR</u>	<u>MAY/JUN</u>	<u>CUMULATIVE</u>
BASE	115,161	115,251	115,479	115,359	119,875		581,125
USAGE	271,877	226,322	217,595	203,642	210,247		1,129,683
EWS BASE	61,236	61,269	61,559	61,320	61,276		306,660
EWS USAGE	97,713	80,307	76,385	71,449	70,676		396,530
EWS OPS		34,571	80,163	-	-		114,734
ADJUSTMNTS	(5,760)	(552)	(913)	(3,871)	(1,208)		(12,304)
PENALTIES/SU	-	-					-
TOTAL CASH	540,227	517,168	550,268	447,899	460,866		2,516,428
<b>CCF</b>	37,484	31,242	28,230	26,611	26,292		149,859
<b>% OF FY 12-13</b>	<b>61%</b>	<b>61%</b>	<b>70%</b>	<b>65%</b>	<b>59%</b>		
<b>USAGE \$/CCF</b>	<b>7.25</b>	<b>7.24</b>	<b>7.71</b>	<b>7.65</b>	<b>8.00</b>		
<b>EWS \$/CCF</b>	<b>2.61</b>	<b>2.57</b>	<b>2.71</b>	<b>2.68</b>	<b>2.69</b>		

The chart below shows how actual CCFs billed in fiscal years 2013/14, 2014/15, 2015/16 and 2016/17 compare to what was billed in fiscal year 2012/13. Fiscal year 2012/13 usage is the base year used by the State of California to measure District progress in complying with water reduction guidelines.

<b>WATER USAGE BILLED COMPARED TO FISCAL YEAR 2012/2013</b>						
	<u>JUL/AUG</u>	<u>SEP/OCT</u>	<u>NOV/DEC</u>	<u>JAN/FEB</u>	<u>MAR/APR</u>	<u>MAY/JUN</u>
<b><i>FY 2012/2013</i></b>	<b><i>61,407</i></b>	<b><i>51,098</i></b>	<b><i>40,051</i></b>	<b><i>40,943</i></b>	<b><i>44,201</i></b>	<b><i>54,173</i></b>
<b><i>FY 2013/2014</i></b>	<b><i>63,113</i></b>	<b><i>47,345</i></b>	<b><i>38,827</i></b>	<b><i>36,576</i></b>	<b><i>24,917</i></b>	<b><i>25,500</i></b>
<b><i>Note 1</i></b>	<b><i>103%</i></b>	<b><i>93%</i></b>	<b><i>97%</i></b>	<b><i>89%</i></b>	<b><i>56%</i></b>	<b><i>47%</i></b>
<b><i>FY 2014/2015</i></b>	<b><i>31,592</i></b>	<b><i>28,764</i></b>	<b><i>23,723</i></b>	<b><i>23,967</i></b>	<b><i>28,899</i></b>	<b><i>28,229</i></b>
<b><i>Note 2</i></b>	<b><i>51%</i></b>	<b><i>56%</i></b>	<b><i>59%</i></b>	<b><i>59%</i></b>	<b><i>65%</i></b>	<b><i>52%</i></b>
<b><i>FY 2015/2016</i></b>	<b><i>33,441</i></b>	<b><i>32,633</i></b>	<b><i>27,147</i></b>	<b><i>24,968</i></b>	<b><i>27,603</i></b>	<b><i>34,043</i></b>
<b><i>Note 3</i></b>	<b><i>54%</i></b>	<b><i>64%</i></b>	<b><i>68%</i></b>	<b><i>61%</i></b>	<b><i>62%</i></b>	<b><i>63%</i></b>
<b><i>FY 2016/2017</i></b>	<b><i>37,484</i></b>	<b><i>31,242</i></b>	<b><i>28,230</i></b>	<b><i>26,611</i></b>	<b><i>26,292</i></b>	
<b><i>Note 4</i></b>	<b><i>61%</i></b>	<b><i>61%</i></b>	<b><i>70%</i></b>	<b><i>65%</i></b>	<b><i>59%</i></b>	

***Note 1: Each FY 2013/2014 billing cycle compared to same billing cycle in FY 2012/2013***  
***Note 2: Each FY 2014/2015 billing cycle compared to same billing cycle in FY 2012/2013***  
***Note 3: Each FY 2015/2016 billing cycle compared to same billing cycle in FY 2012/2013***  
***Note 4: Each FY 2016/2017 billing cycle compared to same billing cycle in FY 2012/2014***

The chart below shows how actual CCFs billed in fiscal years 2014/15, 2015/16 and 2016/17 compare to what was billed in fiscal year 2013/14. Rate increases effective March 1, 2016 were based on the assumption that water consumption would be 70% of water consumption in fiscal year 2013/14.

<b>WATER USAGE BILLED COMPARED TO FISCAL YEAR 2013/2014</b>						
	<u>JUL/AUG</u>	<u>SEP/OCT</u>	<u>NOV/DEC</u>	<u>JAN/FEB</u>	<u>MAR/APR</u>	<u>MAY/JUN</u>
<b><i>FY 2013/2014</i></b>	<b><i>63,113</i></b>	<b><i>47,345</i></b>	<b><i>38,827</i></b>	<b><i>36,576</i></b>	<b><i>24,917</i></b>	<b><i>25,500</i></b>
<b><i>FY 2014/2015</i></b>	<b><i>31,592</i></b>	<b><i>28,764</i></b>	<b><i>23,723</i></b>	<b><i>23,967</i></b>	<b><i>28,899</i></b>	<b><i>28,229</i></b>
<b><i>Note 1</i></b>	<b><i>50%</i></b>	<b><i>61%</i></b>	<b><i>61%</i></b>	<b><i>66%</i></b>	<b><i>116%</i></b>	<b><i>111%</i></b>
<b><i>FY 2015/2016</i></b>	<b><i>33,441</i></b>	<b><i>32,633</i></b>	<b><i>27,147</i></b>	<b><i>24,968</i></b>	<b><i>27,603</i></b>	<b><i>34,043</i></b>
<b><i>Note 2</i></b>	<b><i>53%</i></b>	<b><i>69%</i></b>	<b><i>70%</i></b>	<b><i>68%</i></b>	<b><i>111%</i></b>	<b><i>134%</i></b>
<b><i>FY 2016/2017</i></b>	<b><i>37,484</i></b>	<b><i>31,242</i></b>	<b><i>28,230</i></b>	<b><i>26,611</i></b>	<b><i>26,292</i></b>	
<b><i>Note 3</i></b>	<b><i>59%</i></b>	<b><i>66%</i></b>	<b><i>73%</i></b>	<b><i>73%</i></b>	<b><i>106%</i></b>	

***Note 1: Each FY 2013/2014 billing cycle compared to same billing cycle in FY 2012/2013***  
***Note 2: Each FY 2014/2015 billing cycle compared to same billing cycle in FY 2012/2013***  
***Note 3: Each FY 2015/2016 billing cycle compared to same billing cycle in FY 2012/2013***  
***Note 4: Each FY 2016/2017 billing cycle compared to same billing cycle in FY 2012/2014***

## WASTEWATER REVENUE

The chart below shows actual Wastewater revenue for fiscal years 2013, 2014, 2015, 2016 and 2017.

<b>CCSD WASTEWATER REVENUE HISTORY</b>							
5/4/2017							
<b>FY 12/13</b>	<u>JUL/AUG</u>	<u>SEP/OCT</u>	<u>NOV/DEC</u>	<u>JAN/FEB</u>	<u>MAR/APR</u>	<u>MAY/JUN</u>	<u>CUMULATIVE</u>
TOTAL	353,040	333,530	314,016	316,887	322,690	339,547	1,979,710
BASE	248,975	248,931	248,991	249,061	248,917	248,880	1,493,755
USAGE	104,065	84,599	65,025	67,826	73,773	90,667	485,955
<i>PERCENT REVENUES COMPARED TO JUL/AUG 2013:</i>							
	100%	81%	62%	65%	71%	87%	
<b>FY 13/14</b>	<u>JUL/AUG</u>	<u>SEP/OCT</u>	<u>NOV/DEC</u>	<u>JAN/FEB</u>	<u>MAR/APR</u>	<u>MAY/JUN</u>	<u>CUMULATIVE</u>
TOTAL	356,678	327,765	312,334	309,020	288,655	288,937	1,883,389
BASE	249,916	249,111	249,098	249,489	249,415	249,153	1,496,182
USAGE	106,762	78,654	63,236	59,531	39,240	39,784	387,207
<i>REVENUES COMPARED TO SAME PERIOD FY 12/13</i>							
TOTAL %	101%	98%	99%	98%	89%	85%	
USAGE %	103%	93%	97%	88%	53%	44%	
<b>FY 14/15</b>	<u>JUL/AUG</u>	<u>SEP/OCT</u>	<u>NOV/DEC</u>	<u>JAN/FEB</u>	<u>MAR/APR</u>	<u>MAY/JUN</u>	<u>CUMULATIVE</u>
TOTAL	298,877	291,469	286,650	287,225	292,401	291,940	1,748,562
BASE	250,263	250,012	249,984	250,198	249,261	250,349	1,500,067
USAGE	48,614	41,457	36,666	37,027	43,140	41,591	248,495
<i>REVENUES COMPARED TO SAME PERIOD FY 12/13</i>							
TOTAL %	85%	87%	91%	91%	91%	86%	
USAGE %	47%	49%	56%	55%	58%	60%	
<b>FY 15/16</b>	<u>JUL/AUG</u>	<u>SEP/OCT</u>	<u>NOV/DEC</u>	<u>JAN/FEB</u>	<u>MAR/APR</u>	<u>MAY/JUN</u>	<u>CUMULATIVE</u>
TOTAL	297,892	296,385	292,464	289,964	305,052	318,932	1,800,689
BASE	250,403	249,841	250,429	250,500	214,599	214,989	1,430,761
USAGE	47,489	46,544	42,035	39,464	90,453	103,943	369,928
<i>REVENUES COMPARED TO SAME PERIOD FY 12/13</i>							
TOTAL %	84%	89%	93%	92%	95%	94%	
USAGE %	46%	55%	65%	58%	123%	115%	
<b>FY 16/17</b>	<u>JUL/AUG</u>	<u>SEP/OCT</u>	<u>NOV/DEC</u>	<u>JAN/FEB</u>	<u>MAR/APR</u>	<u>MAY/JUN</u>	<u>CUMULATIVE</u>
TOTAL	328,858	311,453	308,180	302,595	313,662		1,564,748
BASE	215,451	215,464	215,866	215,540	224,050		1,086,371
USAGE	113,407	95,989	92,314	87,055	89,612		478,377
<i>REVENUES COMPARED TO SAME PERIOD FY 12/13</i>							
TOTAL %	93%	93%	98%	95%	97%		
USAGE %	109%	113%	142%	128%	121%		

## **EXPENDITURES FOR THE SUSTAINABLE WATER FACILITY**

The District has undertaken the development of a Sustainable Water Facility system in response to the worst drought in California history which resulted in a declared Stage 3 Drought Emergency. \$12,910,109 in expenditures for the EWS project have been authorized by the CCSD Board of Directors. Those expenditures include the following:

CDM SMITH: ENGINEERING, PRECONSTRUCTION	
PERMITTING AND ENVIRON SVCS	2,786,818
CDM CONSTRUCTORS: DESIGN/BUILD	7,366,742
GENERAL COSTS	433,747
OTHER PROFESSIONAL SERVICES	560,699
<b>TOTAL PLANT DESIGN/BUILD EXPENDITURES</b>	<b>11,148,006</b>
REGULAR COASTAL DEVELOPMENT PERMIT	1,350,080
PLANT START-UP EXPENDITURES	412,023
<b>TOTAL AUTHORIZATIONS</b>	<b>12,910,109</b>

Total commitments made to-date, in the form of issued purchase orders, equal \$10,315,160. These relate to Task Orders in the following way:

\$ 174,495	Task Order 1: Hydroeological Modeling
299,601	Task Order 2: Preconstruction Engineering (Phase 1)
920,084	Task Order 3: Preconstruction Services (Phase 2)
499,941	Task Order 4: Engineering, Permitting, Purchase Assistance
584,607	Task Order 5: Permitting and Environmental
308,090	Task Order 6: Permitting and Environmental
161,600	Task Order 7: Completion of an Updated Tracer Study
105,000	Task Order 8: EIR Support
<u>\$ 3,053,418</u>	Total CDM Smith
6,647,919	Design/Build Contract
511,602	Change Order 1
123,953	Change Order 2
83,268	Change Order 3
<u>\$ 7,366,742</u>	Total CDM Constructors
\$ 10,420,160	Total CDM Smith and CDM Constructors

Invoices paid through May 2017 to CDM Smith, the Sustainable Water Facility Project's primary design/build contractor, equal \$2,881,332.

Invoices paid through May 2017 to CDM Contractors Inc., the Sustainable Water Facility Project's primary builder, equal \$7,366,742.

Total expenditures to all vendors through May 2017 equal \$12,054,776.

### **CASH BALANCES**

CCSD maintains one account with the State of California Local Agency Investment Fund (LAIF) and the following five accounts at Heritage Oaks Bank:

- a payroll account;
- an account for operation of the Veteran's Hall;
- an account for medical benefits for employees;
- a main checking account; and
- a money market account.

CCSD pools all of its cash for all of its funds so, other than restricted funds, no cash asset is held for any specific fund. It should be noted that when the pooling method is used, a fund may overdraw its account in the pool. These overdrafts are reported as liabilities with a corresponding receivable (due to/from other funds) on the balance sheet.

The first three accounts shown above are restricted funds which are not available for use in other areas. However, the last two accounts are unrestricted and are available, along with LAIF, as part of the "pooled" cash of CCSD.

Revenues and expenditures fluctuate significantly from month to month and therefore the most appropriate comparison of available cash balances is at the end of the fiscal year on June 30<sup>th</sup>. Final balance amounts in the Water and Wastewater funds are determined after all other fiscal year activity is recorded, reconciled and audited. Audited cash balances on June 30, 2016 were as shown below. It should be noted that the 2014 and 2015 loans to the Water Fund were to support expenditures for the Sustainable Water Facility construction and those loans were repaid when the Prop 84 grant was received in December 2015.

<b>CCSD FINANCIAL AUDIT JUNE 30, 2016</b>			
<u>FUND</u>	<u>CASH BALANCE</u>	<u>INTERFUND LOAN</u>	<u>CASH POSITION</u>
GENERAL FUND	4,234,000	(466,777)	3,767,223
WATER FUND	1,091,011	-	1,091,011
WASTEWATER FUND	(466,777)	466,777	-
<b>TOTAL</b>	<b>4,858,234</b>	<b>0</b>	<b>4,858,234</b>

## CCSD CURRENT CASH POSITION AND PROJECTION

Cash balances on May 31, 2017 were \$3,713,463 as shown below. However, there were \$365,641 in checks issued but still outstanding at the end of the month which leaves only \$3,347,822 in cash actually available.

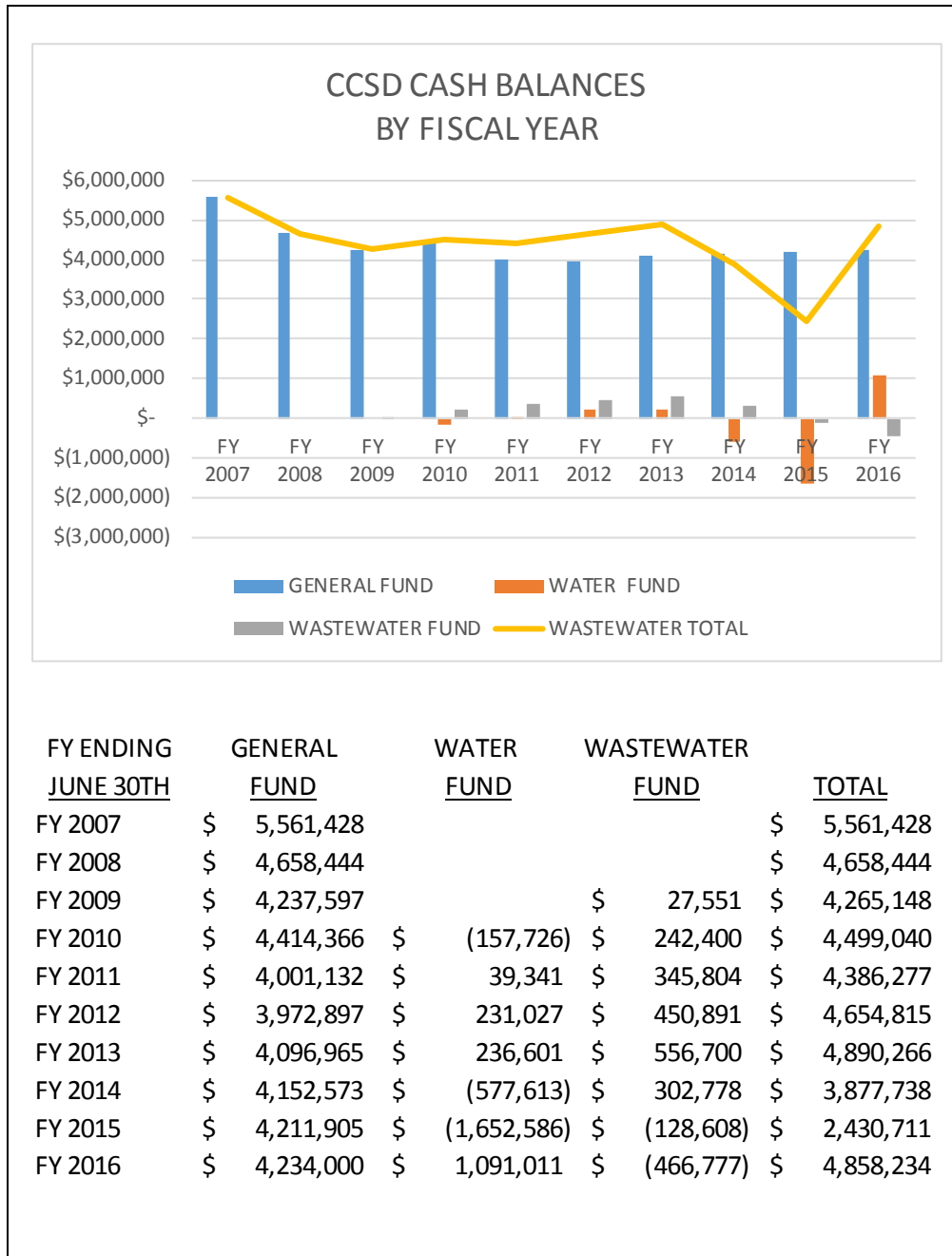
<b>CCSD CASH POSITION</b>	
<b>MAY 31, 2017</b>	
HOB CHECKING BALANCE	\$825,596
HOB MONEY MARKET BALANCE	\$506,946
LAIF BALANCE	<u>\$2,380,921</u>
TOTAL CASH	\$3,713,463
OUTSTANDING CHECKS	<u>(365,641)</u>
<b>AVAILABLE CASH</b>	<u><u>\$3,347,822</u></u>

The cash flow projection for Cambria Community Services District for the Fiscal Year 2016-2017 is shown on the next page.

<b>CCSD CASH FLOW PROJECTION 6/1/17 THROUGH 6/30/17 SUMMARY</b>			
	<u>Total</u>	<u>SWF</u>	<u>All Other</u>
Balance 6/1/17	3,347,822	1,047,366	2,300,456
Projected Cash Received	679,585	-	679,585
Projected Cash Expended	756,748	50,000	706,748
<b>Projected "Net Cash Flow"</b>	<b>(77,164)</b>	<b>(50,000)</b>	<b>(27,164)</b>
Projected Cash Balance 6/30/17	3,270,658	997,366	2,273,292
<b>CCSD CASH FLOW PROJECTION 6/1/17 THROUGH 6/30/17 SUMMARY</b>			
	<u>Total</u>	<u>SWF</u>	<u>All Other</u>
<b>Balance 6/1/17</b>	<b>3,347,822</b>	<b>1,047,366</b>	2,300,456
<b>Projected Cash Receipts 6/1/17 thru 6/30/17</b>			
WATR SALES	220,000		220,000
WTR STANDBY FEES	-		-
WATER WAIT LIST	-		-
WATER LOAN	-		-
AWTP SALES	92,335		92,335
AWTP OPS SALES	-		-
SWF GRANTS	-	-	-
WW SALES	203,650		203,650
WW STANDBY FEE'	5,000		5,000
PROPERTY TAX	75,000		75,000
FIRE BENEFIT	10,000		10,000
SAFER GRANT	47,500		47,500
FRANCHISE FEE	10,000		10,000
OTHER	16,100		16,100
<b>Total Cash Received</b>	<b>679,585</b>	<b>-</b>	<b>679,585</b>
<b>Projected Expenditures 6/1/17 thru 6/30/17</b>			
WAGES	362,741		362,741
OPS: FIRE	19,683		19,683
OPS: F&R/PROS	16,870		16,870
OPS: ADMIN	20,000		20,000
OPS: WATER	65,230		65,230
OPS: WASTEWTR	27,000		27,000
AWTP OPS	-		-
AWTP CCR	12,225		12,225
DEBT	-		-
DISPATCH	38,000		38,000
FISCALINI TANK	-		-
SANTA ROSA CR PROJ	-		-
SWF EIR MITIGATN/REG PERMIT	50,000	50,000	-
CAPITAL PROJECTS	145,000		145,000
<b>Total Cash Expended</b>	<b>756,748</b>	<b>50,000</b>	<b>706,748</b>
<b>Projected Cash Balance 6/30/17</b>	<b>3,270,658</b>	<b>997,366</b>	<b>2,273,292</b>



The following chart and table show audited cash balances in the three funds on June 30<sup>th</sup> of each fiscal year for the last ten years.



**DISTRICT DEBT SUMMARY****LONG TERM DEBT**

<u>FUND</u>	<u>DEBT</u>		<u>ORIGINAL</u> <u>PRINCIPAL</u>	<u>ISSUE</u> <u>DATE</u>	<u>AMOUNT</u>	<u>FINAL</u>	<u>INT</u> <u>RATE</u>	<u>ANNUAL</u> <u>PAYMENT</u>
	<u>HOLDER</u>	<u>PURPOSE</u>			<u>DUE</u> <u>6/30/16</u>	<u>PAYMENT</u> <u>DATE</u>		
Water	Note 1	Note 1	\$ 8,939,000	8/11/14	\$ 8,485,573	8/1/34	4.11%	\$ 659,426
Wtr/WW	Note 2	Note 2	\$ 1,585,000	3/23/11	\$ 1,085,000	9/23/23	4.55%	\$ 161,985

**SHORT TERM DEBT**

<u>FUND</u>	<u>DEBT</u>		<u>ORIGINAL</u> <u>PRINCIPAL</u>	<u>ISSUE</u> <u>DATE</u>	<u>AMOUNT</u>	<u>FINAL</u>	<u>INT</u> <u>RATE</u>	<u>ANNUAL</u> <u>PAYMENT</u>
	<u>HOLDER</u>	<u>PURPOSE</u>			<u>DUE</u> <u>6/30/16</u>	<u>PAYMENT</u> <u>DATE</u>		
Various	Note 3	Note 3	\$ 102,000	11/1/12	\$ 26,736	4/1/17	3.25%	\$ 26,736
Various	Note 4	Note 4	\$ 53,611	10/30/13	\$ 27,727	11/20/17	3.50%	\$ 14,596
General	Note 5	Note 5	\$ 31,350	7/31/13	\$ 13,063	7/30/18	0.00%	\$ 6,270
General	Note 6	Note 6	\$ 32,612	2/26/16	\$ 30,603	1/26/21	3.50%	\$ 7,645

**INTERNAL LOAN**

In Fiscal Year 2009-2010, the Water Fund borrowed \$166,000 from the General Fund to pay a required match on a grant from the Army Corps of Engineers. \$157,726 of that loan has been outstanding since June 30, 2010.

**NOTES**

- Note 1. Borrowed from Western Alliance Bank to finance development of the Sustainable Water Facility.
- Note 2. Borrowed from City National Bank to refund 1999 Water and Wastewater bonds.
- Note 3. Borrowed from City National Bank to purchase 4 vehicles and 1 copier.
- Note 4. Borrowed from Morton Revocable Trust for two trucks.
- Note 5. Borrowed from John Deere Financial for a tractor.
- Note 6. Borrowed from Ford Motor Credit for a truck.





**2017**  
**CAMBRIA COMMUNITY SERVICES DISTRICT**  
**GROSS WATER PRODUCTION, BY SOURCE**  
**REPORTED IN ACRE-FEET**

YEAR	SOURCE	JAN	FEB	MAR	APR	MAY	JUN	JUL	AUG	SEP	OCT	NOV	DEC	TOTAL	YEAR
<b>2004</b>	S.S.	55.83	51.40	58.56	64.33	67.98	52.62	47.04	39.68	41.06	34.80	49.30	49.92	612.52	<b>2004</b>
	S.R.	0.00	0.61	1.17	4.84	8.68	22.08	30.80	36.30	27.32	24.95	1.73	1.63	160.11	
	<b>SS &amp; SR TOTAL</b>	<b>55.83</b>	<b>52.01</b>	<b>59.73</b>	<b>69.17</b>	<b>76.66</b>	<b>74.70</b>	<b>77.84</b>	<b>75.98</b>	<b>68.38</b>	<b>59.75</b>	<b>51.03</b>	<b>51.55</b>	<b>772.63</b>	
<b>2003</b>	S.S.	52.73	49.97	57.35	58.32	62.82	68.22	65.05	63.34	58.91	67.08	56.20	48.84	708.83	<b>2003</b>
	S.R.	0.70	1.11	0.48	0.94	1.84	5.63	19.77	22.04	16.00	6.58	3.12	5.84	84.05	
	<b>SS &amp; SR TOTAL</b>	<b>53.43</b>	<b>51.08</b>	<b>57.83</b>	<b>59.26</b>	<b>64.66</b>	<b>73.85</b>	<b>84.82</b>	<b>85.38</b>	<b>74.91</b>	<b>73.66</b>	<b>59.32</b>	<b>54.68</b>	<b>792.88</b>	
<b>2002</b>	S.S.	54.43	52.23	60.70	65.43	60.75	55.13	66.79	73.35	66.59	62.03	56.36	53.98	727.77	<b>2002</b>
	S.R.	1.28	1.27	1.10	1.11	14.82	22.79	19.54	9.67	3.52	4.02	2.04	0.55	81.71	
	<b>SS &amp; SR TOTAL</b>	<b>55.71</b>	<b>53.50</b>	<b>61.80</b>	<b>66.54</b>	<b>75.57</b>	<b>77.92</b>	<b>86.33</b>	<b>83.02</b>	<b>70.11</b>	<b>66.05</b>	<b>58.40</b>	<b>54.53</b>	<b>809.48</b>	
<b>2001</b>	S.S.	56.16	48.05	55.92	60.69	73.30	77.51	85.01	78.50	53.45	56.21	48.16	52.29	745.25	<b>2001</b>
	S.R.	0.00	0.00	0.00	0.00	0.00	0.00	0.00	5.78	21.08	16.87	8.06	0.89	52.68	
	<b>SS &amp; SR TOTAL</b>	<b>56.16</b>	<b>48.05</b>	<b>55.92</b>	<b>60.69</b>	<b>73.30</b>	<b>77.51</b>	<b>85.01</b>	<b>84.28</b>	<b>74.53</b>	<b>73.08</b>	<b>56.22</b>	<b>53.18</b>	<b>797.93</b>	
<b>2000</b>	S.S.	56.41	50.43	55.27	65.40	70.84	73.60	85.00	84.68	73.30	65.60	58.49	59.80	798.82	<b>2000</b>
	S.R.	0.00	0.00	0.00	0.00	0.00	0.00	0.00	0.00	0.00	0.00	0.00	0.00	0.00	
	<b>SS &amp; SR TOTAL</b>	<b>56.41</b>	<b>50.43</b>	<b>55.27</b>	<b>65.40</b>	<b>70.84</b>	<b>73.60</b>	<b>85.00</b>	<b>84.68</b>	<b>73.30</b>	<b>65.60</b>	<b>58.49</b>	<b>59.80</b>	<b>798.82</b>	
<b>1999</b>	S.S.	56.40	45.26	52.16	57.40	70.43	71.35	85.41	82.68	69.45	68.04	57.78	57.69	774.05	<b>1999</b>
	S.R.	0.01	0.01	0.01	0.04	0.02	0.07	0.01	0.02	0.32	0.02	0.00	0.00	0.53	
	<b>SS &amp; SR TOTAL</b>	<b>56.41</b>	<b>45.27</b>	<b>52.17</b>	<b>57.44</b>	<b>70.45</b>	<b>71.42</b>	<b>85.42</b>	<b>82.70</b>	<b>69.77</b>	<b>68.06</b>	<b>57.78</b>	<b>57.69</b>	<b>774.58</b>	
<b>1998</b>	S.S.	44.39	46.36	47.00	50.53	56.43	63.43	77.75	80.30	68.35	66.58	54.06	52.13	707.31	<b>1998</b>
	S.R.	0.01	0.01	0.01	0.01	0.00	0.01	0.01	0.09	0.01	0.00	0.00	0.00	0.16	
	<b>SS &amp; SR TOTAL</b>	<b>44.40</b>	<b>46.37</b>	<b>47.01</b>	<b>50.54</b>	<b>56.43</b>	<b>63.44</b>	<b>77.76</b>	<b>80.39</b>	<b>68.36</b>	<b>66.58</b>	<b>54.06</b>	<b>52.13</b>	<b>707.47</b>	
<b>1997</b>	S.S.	50.61	49.20	65.66	68.65	76.18	79.14	82.31	57.02	37.32	27.50	38.96	45.96	678.51	<b>1997</b>
	S.R.	0.02	0.08	0.02	0.02	0.02	0.02	0.38	25.92	31.54	36.85	12.41	0.01	107.29	
	<b>SS &amp; SR TOTAL</b>	<b>50.63</b>	<b>49.28</b>	<b>65.68</b>	<b>68.67</b>	<b>76.20</b>	<b>79.16</b>	<b>82.69</b>	<b>82.94</b>	<b>68.86</b>	<b>64.35</b>	<b>51.37</b>	<b>45.97</b>	<b>785.80</b>	
<b>1996</b>	S.S.	46.66	43.40	47.39	56.95	66.18	70.83	75.70	77.27	68.23	65.58	50.37	49.43	717.99	<b>1996</b>
	S.R.	0.01	0.03	0.03	0.03	0.03	0.01	0.03	0.02	0.01	0.02	0.02	0.02	0.26	
	<b>SS &amp; SR TOTAL</b>	<b>46.67</b>	<b>43.43</b>	<b>47.42</b>	<b>56.98</b>	<b>66.21</b>	<b>70.84</b>	<b>75.73</b>	<b>77.29</b>	<b>68.24</b>	<b>65.60</b>	<b>50.39</b>	<b>49.45</b>	<b>718.25</b>	
<b>1995</b>	S.S.	41.30	41.10	47.10	52.14	53.50	59.00	74.70	74.10	65.40	64.70	55.30	47.60	675.94	<b>1995</b>
	S.R.	1.90	0.00	0.00	0.00	0.00	0.00	0.00	0.00	0.00	0.00	0.00	0.00	1.90	
	<b>SS &amp; SR TOTAL</b>	<b>43.20</b>	<b>41.10</b>	<b>47.10</b>	<b>52.14</b>	<b>53.50</b>	<b>59.00</b>	<b>74.70</b>	<b>74.10</b>	<b>65.40</b>	<b>64.70</b>	<b>55.30</b>	<b>47.60</b>	<b>677.84</b>	
<b>1994</b>	S.S.	47.00	38.60	48.60	52.00	54.60	63.40	69.30	47.80	31.70	30.80	28.20	26.00	538.00	<b>1994</b>
	S.R.	0.00	0.00	0.00	0.00	0.10	0.00	0.00	25.00	30.20	27.70	21.20	19.90	124.10	
	<b>SS &amp; SR TOTAL</b>	<b>47.00</b>	<b>38.60</b>	<b>48.60</b>	<b>52.00</b>	<b>54.70</b>	<b>63.40</b>	<b>69.30</b>	<b>72.80</b>	<b>61.90</b>	<b>58.50</b>	<b>49.40</b>	<b>45.90</b>	<b>662.10</b>	
<b>1993</b>	S.S.	50.10	45.70	52.60	56.30	68.30	68.80	68.10	69.80	59.80	56.10	51.40	43.50	690.50	<b>1993</b>
	S.R.	0.50	0.30	0.00	0.00	0.10	0.00	0.00	0.00	0.00	0.00	0.00	0.00	0.90	
	<b>SS &amp; SR TOTAL</b>	<b>50.60</b>	<b>46.00</b>	<b>52.60</b>	<b>56.30</b>	<b>68.40</b>	<b>68.80</b>	<b>68.10</b>	<b>69.80</b>	<b>59.80</b>	<b>56.10</b>	<b>51.40</b>	<b>43.50</b>	<b>691.40</b>	
<b>1992</b>	S.S.	45.30	42.20	45.90	55.20	64.00	58.10	44.90	41.80	35.00	32.80	34.00	43.10	542.30	<b>1992</b>
	S.R.	0.80	0.30	0.10	0.40	0.50	6.10	22.70	28.10	26.30	25.10	19.50	5.50	135.40	
	<b>SS &amp; SR TOTAL</b>	<b>46.10</b>	<b>42.50</b>	<b>46.00</b>	<b>55.60</b>	<b>64.50</b>	<b>64.20</b>	<b>67.60</b>	<b>69.90</b>	<b>61.30</b>	<b>57.90</b>	<b>53.50</b>	<b>48.60</b>	<b>677.70</b>	
<b>1991</b>	S.S.	26.90	23.10	32.70	39.60	48.60	44.10	40.10	34.80	30.50	28.00	26.40	30.10	404.90	<b>1991</b>
	S.R.	15.30	13.10	0.50	0.10	0.10	5.50	15.00	21.60	20.20	21.00	19.70	18.70	150.80	
	<b>SS &amp; SR TOTAL</b>	<b>42.20</b>	<b>36.20</b>	<b>33.20</b>	<b>39.70</b>	<b>48.70</b>	<b>49.60</b>	<b>55.10</b>	<b>56.40</b>	<b>50.70</b>	<b>49.00</b>	<b>46.10</b>	<b>48.80</b>	<b>555.70</b>	

**2017**  
**CAMBRIA COMMUNITY SERVICES DISTRICT**  
**GROSS WATER PRODUCTION, BY SOURCE**  
**REPORTED IN ACRE-FEET**

YEAR	SOURCE	JAN	FEB	MAR	APR	MAY	JUN	JUL	AUG	SEP	OCT	NOV	DEC	TOTAL	YEAR
<b>1990</b>	S.S.	45.70	47.00	55.28	44.75	31.46	32.34	40.00	38.00	31.91	31.40	29.40	29.90	457.14	<b>1990</b>
	S.R.	8.70	0.80	0.50	18.03	32.30	26.79	22.30	22.20	20.64	20.20	19.30	14.90	206.66	
	<b>SS &amp; SR TOTAL</b>	<b>54.40</b>	<b>47.80</b>	<b>55.78</b>	<b>62.78</b>	<b>63.76</b>	<b>59.13</b>	<b>62.30</b>	<b>60.20</b>	<b>52.55</b>	<b>51.60</b>	<b>48.70</b>	<b>44.80</b>	<b>663.80</b>	
<b>1989</b>	S.S.	51.00	47.90	53.90	61.90	57.20	62.20	69.20	60.90	36.30	38.70	42.60	40.60	622.40	<b>1989</b>
	S.R.	0.00	0.00	0.00	1.00	13.80	13.50	17.90	28.00	42.00	22.60	17.60	18.20	174.60	
	<b>SS &amp; SR TOTAL</b>	<b>51.00</b>	<b>47.90</b>	<b>53.90</b>	<b>62.90</b>	<b>71.00</b>	<b>75.70</b>	<b>87.10</b>	<b>88.90</b>	<b>78.30</b>	<b>61.30</b>	<b>60.20</b>	<b>58.80</b>	<b>797.00</b>	
<b>1988</b>	S.S.	51.20	57.90	63.20	47.30	57.40	44.20	50.00	51.70	41.90	37.40	27.40	36.00	565.60	<b>1988</b>
	S.R.	0.00	0.00	0.00	16.30	15.70	30.70	31.20	34.90	36.00	34.90	35.20	19.00	253.90	
	<b>SS &amp; SR TOTAL</b>	<b>51.20</b>	<b>57.90</b>	<b>63.20</b>	<b>63.60</b>	<b>73.10</b>	<b>74.90</b>	<b>81.20</b>	<b>86.60</b>	<b>77.90</b>	<b>72.30</b>	<b>62.60</b>	<b>55.00</b>	<b>819.50</b>	

6/5/17<sup>25</sup>

CAMBRIA COMMUNITY SERVICES DISTRICT  
WELL WATER LEVELS FOR 6/5/17

Well Code	Distance Ref. Point to Water Level	Reference Point Distance Above Sea Level	Depth of Water to Sea Level	Remarks
<b>SANTA ROSA CREEK WELLS</b>				
23R	32.05	83.42	51.37	
<b>SR4</b>	<b>29.20</b>	<b>82.00</b>	<b>52.80</b>	
SR3	19.74	54.30	34.56	
SR1	17.54	46.40	28.86	
RP#1	19.46	46.25	26.79	
RP#2		33.11		Not Read
21R3	6.64	12.88	6.24	39145
<b>WBE</b>	10.54	16.87	<b>6.33</b>	
WBW	10.57	17.02	6.45	
AVERAGE LEVEL OF CCSD SANTA ROSA WELLS SR1 & SR3 =				31.71 FEET
<b>CCSD SANTA ROSA WELL SR4 =</b>				<b>52.80 FEET</b>

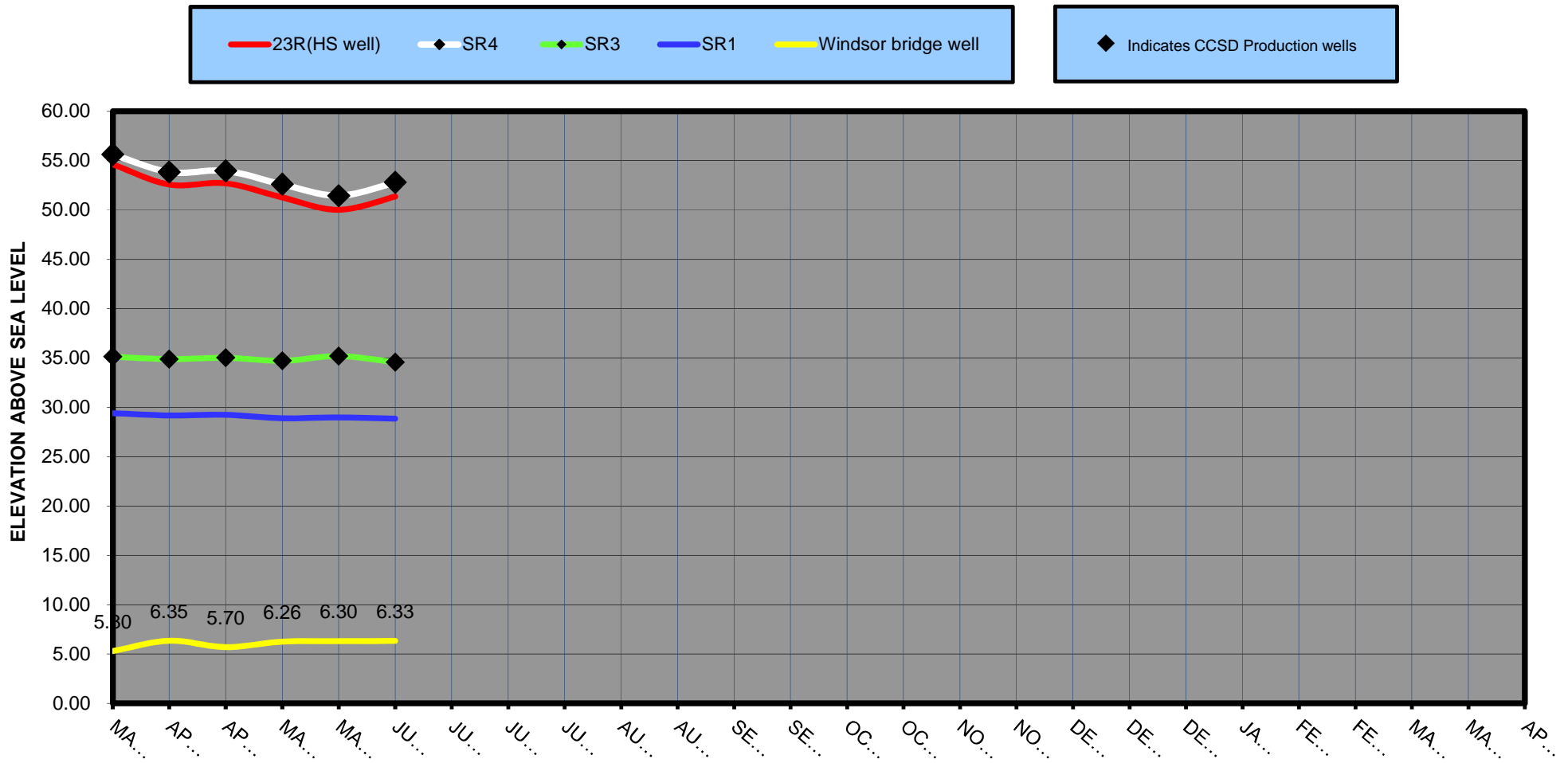
<b>SAN SIMEON CREEK WELLS</b>				
16D1	7.07	11.36	4.29	
MW4	11.39	15.95	4.56	
MW1	10.24	42.11	31.87	
MW2	11.84	38.10	26.26	
MW3	15.47	49.56	34.09	
9M1	26.10	65.63	39.53	
9P2	9.94	19.11	9.17	
9P7	9.91	20.69	10.78	
9L1	11.72	27.33	15.61	
RIW	11.05	25.41	14.36	
SS4	13.68	25.92	12.24	<b>SS4 to 9P2 Gradient = + 3.07</b>
MIW	11.63	29.89	18.26	
<b>SS3</b>	<b>14.35</b>	<b>33.73</b>	<b>19.38</b>	
<b>SS2</b>	<b>12.91</b>	<b>33.16</b>	<b>20.25</b>	
<b>SS1</b>	<b>12.44</b>	<b>32.37</b>	<b>19.93</b>	
11B1	19.05	105.43	86.38	
11C1	13.94	98.20	84.26	
PFNW	13.19	93.22	80.03	
10A1	25.42	78.18	52.76	
10G2	19.14	62.95	43.81	
10G1	17.47	59.55	42.08	
10F2	25.51	66.92	41.41	
10M2	22.47	55.21	32.74	
9J3	16.02	43.45	27.43	
lagoon	19.40			mitigation erosion none
<b>AVERAGE LEVEL OF CCSD SAN SIMEON WELLS SS1,SS2 &amp; SS</b>				<b>19.85 FEET</b>

revised 6/6/16

**Red Font are the CCSD's Production Wells, as measured on 6/5/17**

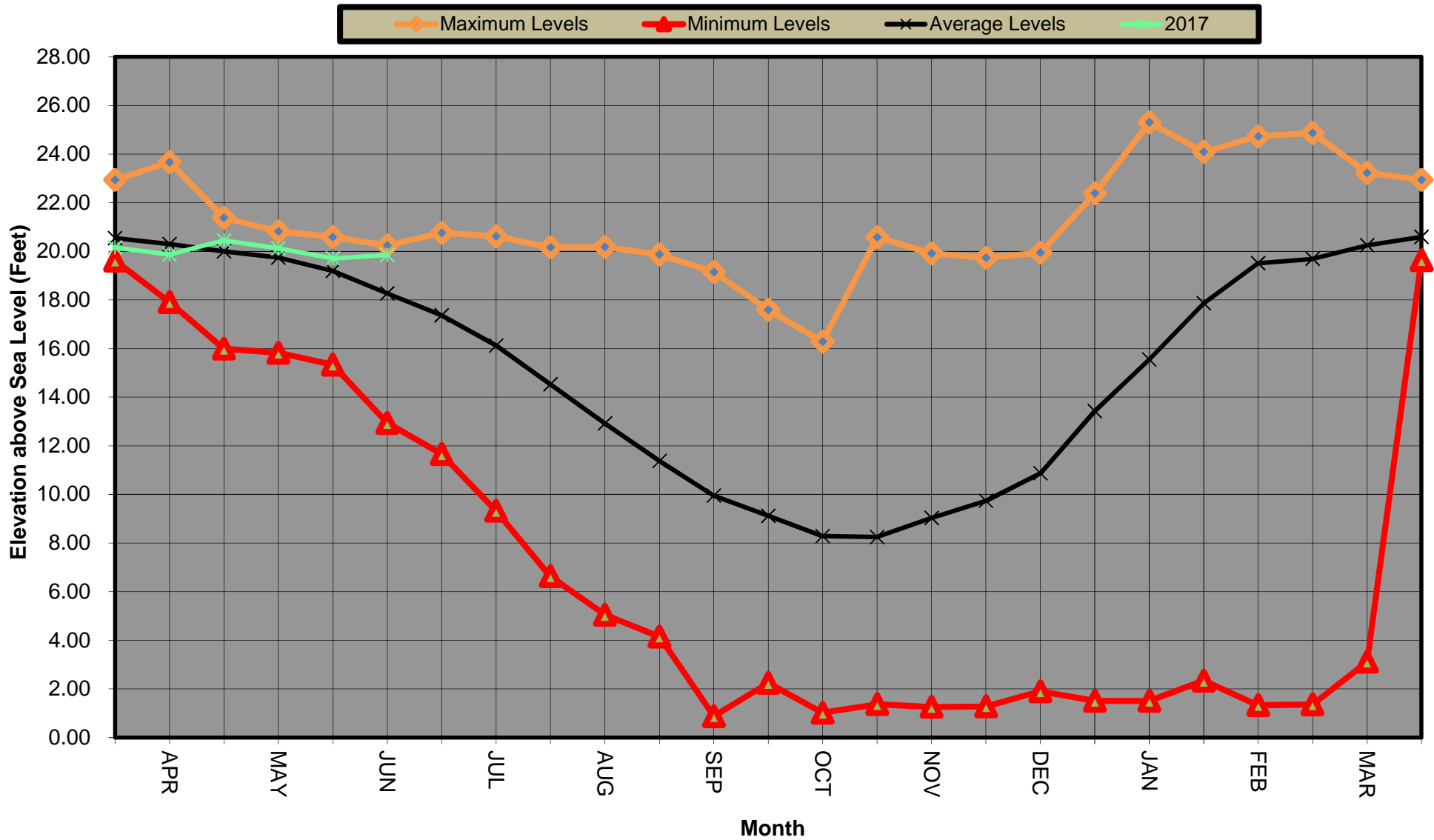
reference point on 16d1,miw1,miw2,miw3,9p7,riw,miw1,ss1,ss2 and ss3 updated 2/17/2015

## SANTA ROSA CREEK WELL LEVELS March 15th, 2017 - Current

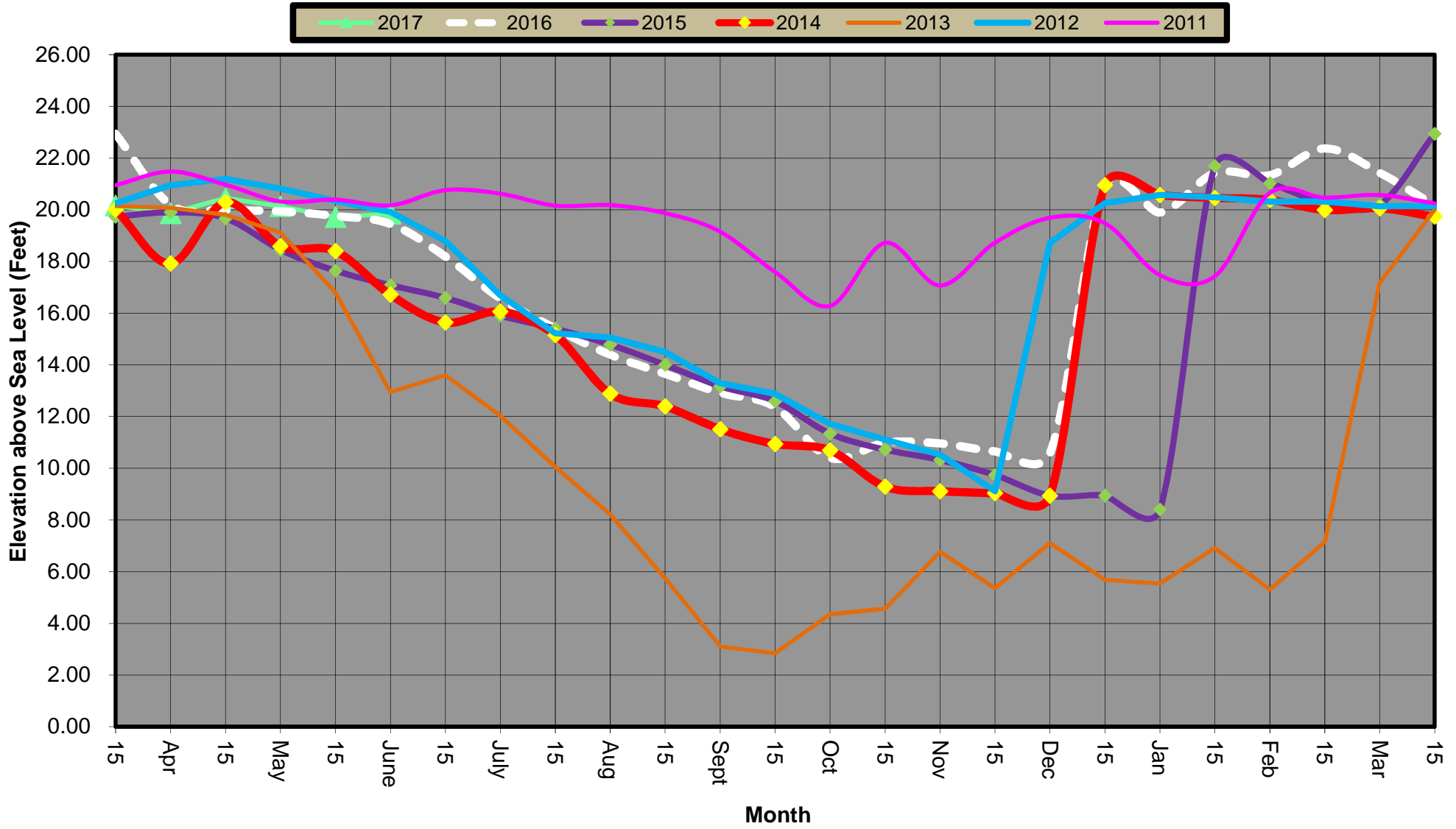




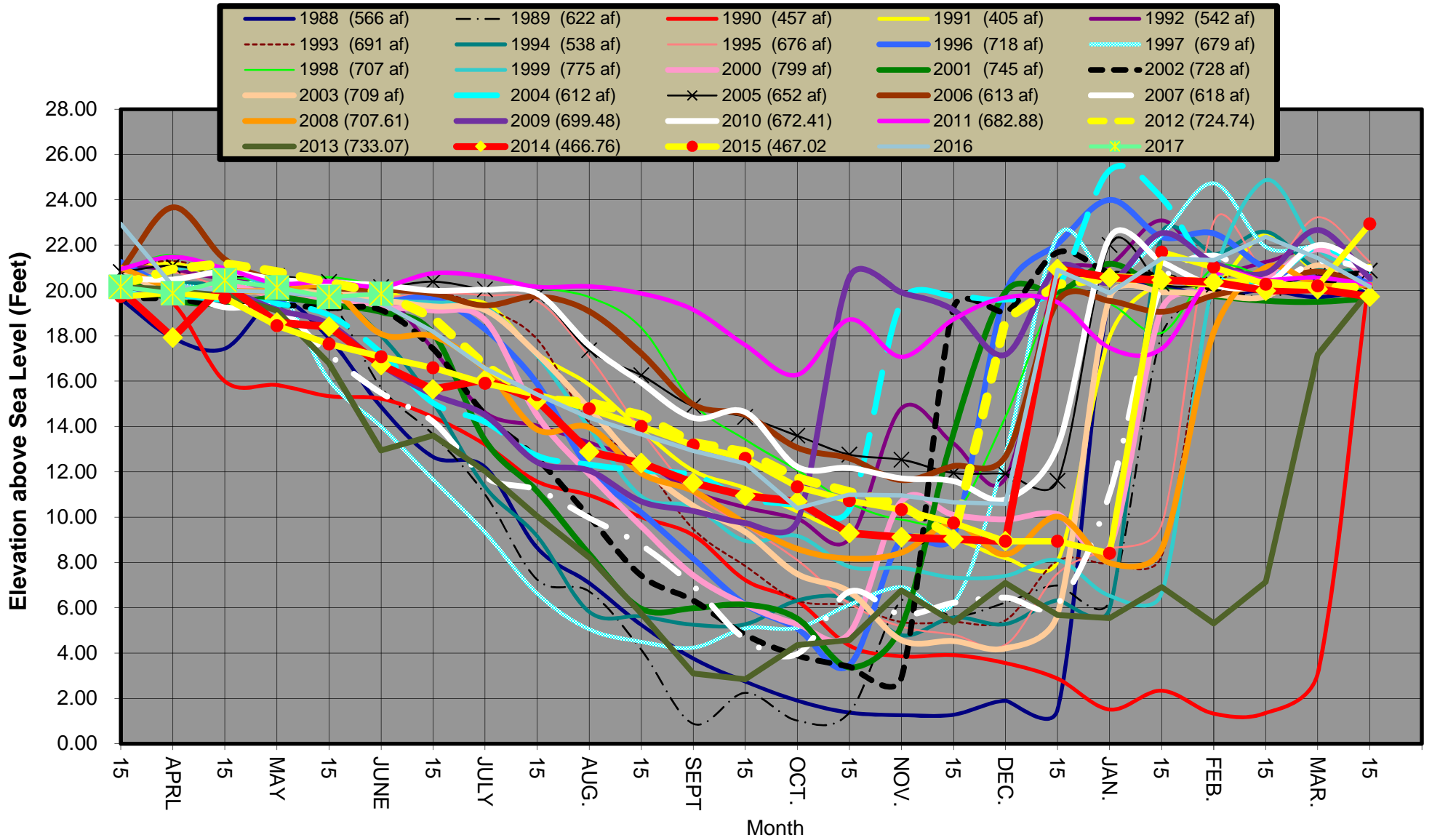
### San Simeon Creek Well Levels Mid-March 2017/2018 levels to date and 1988 to Current Min, Max, & Average



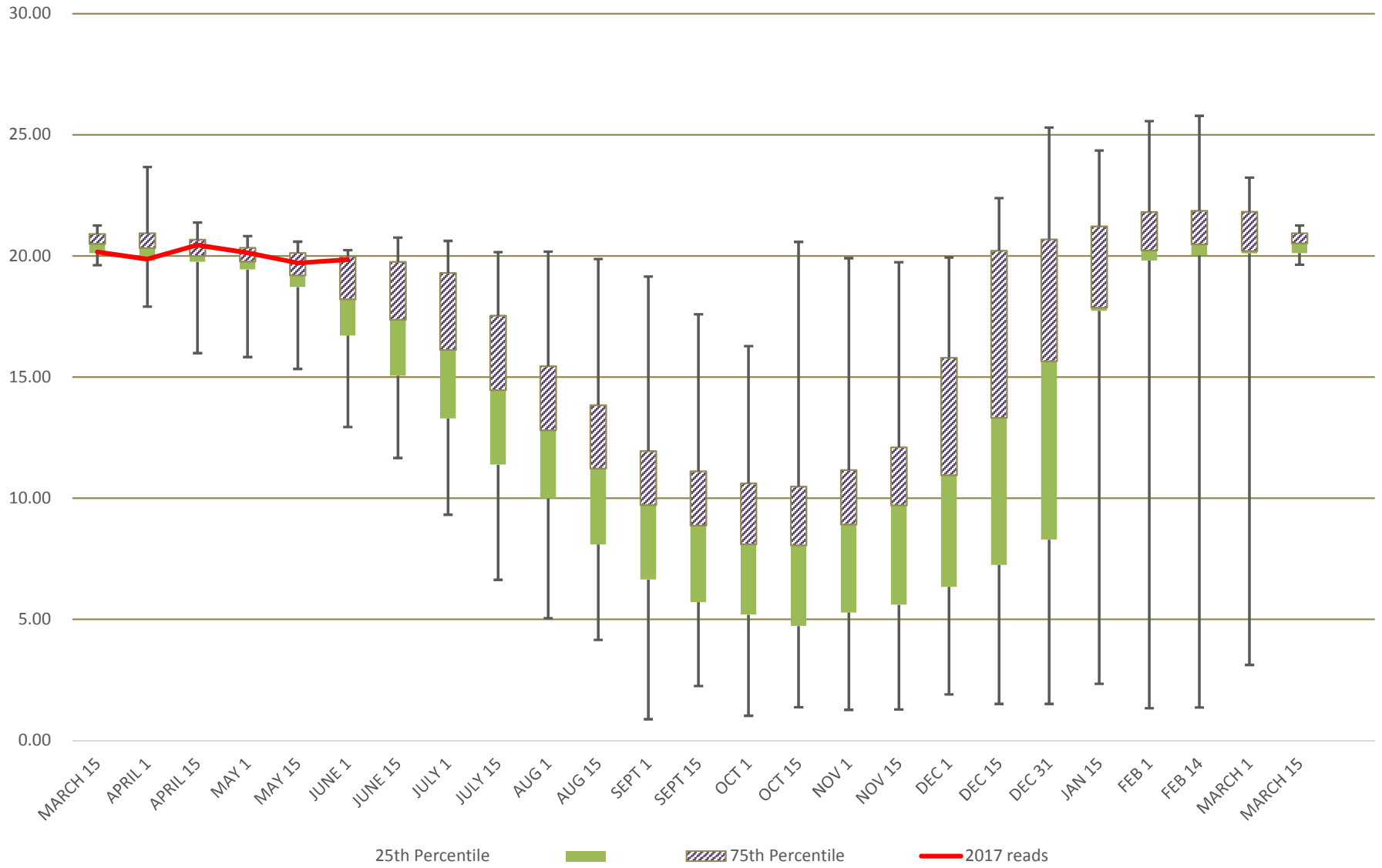
# San Simeon Creek Well Levels Last 7 years March, 2011 - Current



### San Simeon Creek Well Levels 1988 - Current



**1988 to June 2017 Statistical San Simeon Well Level Summary by Month**  
 showing Minimums, Maximums, 25 % Percentile, 75% Percentile  
 Average Level is the line between the Purple (hatched) and Green (solid) bars















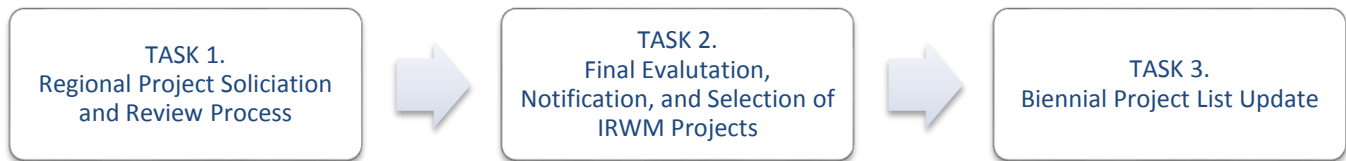


### Phase 1a: Abstract Solicitation for Concepts and Projects/Programs

The San Luis Obispo County Integrated Regional Water Management (IRWM) Regional Water Management Group (RWMG) is soliciting concepts and projects/programs to update the IRWM Plan full project list.

***2014 IRWM Plan for the San Luis Obispo County region***  
<http://slocountywater.org/irwm>

Please see *Section G. Project Solicitation, Selection, and Prioritization* which describes the solicitation and review process to update the project list, including the conditions for passing projects to the next phase:



**Task 1. Regional Project Solicitation and Review Process** consists of the following three (3) phases:

- Phase 1a: Abstract forms (for concepts and projects/programs)
- Phase 1b: Project Objectives Worksheet (for concepts and projects/programs)
- Phase 2: Project Descriptions (for top ranking projects/programs)

#### **Existing Concepts and Projects/Programs**

All existing projects will remain on the full project list. Project sponsors will be contacted to provide an update on the project status. Updates are requested to be submitted **by May 12, 2017**.

#### **New Concepts and Projects/Programs**

RWMG members, local public agencies, nonprofit organizations, Native American tribes, and interested stakeholders are invited to submit the attached ***Phase 1a Abstract Form*** for review and consideration on the IRWM project list update.

Abstract Form (Phase 1a) Deadline: **May 12, 2017 at 5:00 PM**

Submit via email (preferred) to: Mladen Bandov, IRWM Program Manager  
County of San Luis Obispo Public Works  
County Government Center, Room 206  
San Luis Obispo CA 93408  
[mbandov@co.slo.ca.us](mailto:mbandov@co.slo.ca.us)  
(805) 781-5116

Note: Project sponsors will be contacted whether a project/program moves to the next phase.



San Luis Obispo County Region  
Integrated Regional Water Management (IRWM)  
[slocountywater.org/irwm](http://slocountywater.org/irwm)

Phase 1a: Abstract Form for  
Concepts and Projects/Programs related to IRWM

Project/Program Title: **WWTP Nutrient Removal and Efficiency Improvements**  
Sponsoring Agency/Organization: **Cambria Community Services District**

**Proponent Information**

Contact Name: Robert Gresens  
Title/Affiliation: District Engineer  
Address: P.O. Box 65, Cambria CA 93428  
Email: [bgresens@cambriacsd.org](mailto:bgresens@cambriacsd.org)  
Phone: 805-927-6223

**Project/Program Description**

Project Website (if any):

Brief Project/Program Description (1-2 sentences): This project will modify the existing wastewater treatment plant to complete a modified Ludzack-Ettinger process for nitrate removal within an activated sludge process. Efficiency improvements will include automating dissolved oxygen control, upgrades to aeration blowers, new sludge digesters, flow equalization, electrical improvements, and associated instrumentation controls.

Describe Need for Project/Program (1-2 sentences): The existing wastewater treatment plant was last upgraded in 1991, and was not designed to denitrify (remove nitrates). Removing nitrates and improving plant efficiencies are needed to support the CCSD's indirect potable reuse project, while also improving groundwater quality at the plant's effluent percolation basins.

**Project/Program Location**

Project/Program Sub-Region (select from North Coast, North County, South County, or Regional): North Coast

Project Street Address or Nearest Intersection: 5500 Heath Lane, Cambria CA 93428

Land Use (such as urban, rural, agricultural, etc.): Public Facility

Relevant Watershed(s) and Sub-Watershed(s) based on <http://slowatershedproject.org>:  
Lower San Simeon Creek

**General Project/Program Information**

Estimated Project Cost: \$3,000,000

Source of Cost Estimate (Agency, Engineer, Contractor, Other): District Engineer



Project Status (Conceptual, Planning Phase, Design Phase, Ready for Implementation):  
Design

Status of Permitting (include dates if available): Project should be in conformance with existing permits issued for the wastewater treatment plant.

Status of CEQA/NEPA compliance (include dates if available): A mitigated negative declaration is estimated as the level of CEQA compliance that will be required. The CEQA process would take approximately 6 months to complete following grant award.

Estimated Project Start Date: FY 2018/2019, subject to grant award.

Estimated Project End Date: July 2020

Identify all existing and proposed funding sources: Proposed low interest state revolving fund loan for matching fund.

Estimated percentage of matching funds (such as local, State, Federal, in-kind services, etc.): 50% from low interest state revolving fund loan.

List any disadvantaged community (DAC), economically distressed area (EDA), or underrepresented community benefited by the project/program:

#### DAC/EDA Mapping Tools

[http://water.ca.gov/irwm/grants/resources\\_dac.cfm](http://water.ca.gov/irwm/grants/resources_dac.cfm)

[http://water.ca.gov/irwm/grants/resources\\_eda.cfm](http://water.ca.gov/irwm/grants/resources_eda.cfm)

#### **Project/Program Benefits**

Does the Project/Program **increase water conservation or bring new water supplies** for beneficial use (e.g., groundwater storage, water recycling, reservoir storage, desalinization, water use efficiency, stormwater management, etc.)?

Yes, the project improves water quality for the CCSD's existing indirect potable water reuse project (aka Sustainable Water Facility).

Does the Project/Program include **improvements to existing water supplies** (e.g., maximize accessibility to existing water rights, improve existing water quality, water supply management, sustainability of supplies for ag, rural and urban uses)?

Yes, the project improves water quality for the CCSD's existing indirect potable water reuse project (aka Sustainable Water Facility).



Does the Project/Program **improve water system operational efficiencies or water supply reliability** (e.g., conveyance facility sizing, system reoperation, drought preparedness, water transfers, etc.)?

Yes, the project improves water quality for the CCSD's existing indirect potable water reuse project (aka Sustainable Water Facility).

Does the Project/Program **improve water quality**, matching water quality to the type of water use (e.g., improving groundwater conditions to improve water quality for agricultural water supplies, reduce or prevent point or non-point source contaminants to surface or groundwater)?

Yes, the project improves water quality by removing nitrates prior to being percolated into the lower San Simeon Creek aquifer.

Does the Project/Program include **environmental benefits** (e.g., expand environmental and resource stewardship, ecosystem restoration, public education, recharge area protection, land use management, endangered species restoration, invasive species reduction, river/stream flow management, etc.)?

Yes, by improving groundwater quality and benefiting an existing potable reuse facility.

Does the Project/Program **improve groundwater management** (e.g., understanding of groundwater basin and threats of overdraft, local management, implementation of basin management objectives, water elevation monitoring, banking/recharge, etc.)?

Yes, by improving groundwater quality and benefiting an existing potable reuse facility.

Does the Project/Program **improve flood management** (e.g., low impact development, watershed management, flood control projects, system operations, stream/floodplain restoration, etc.)?  
No.

Does the Project/Program **improve water resources management and outreach** (e.g. public outreach and education, collaboration among urban, ag, rural and environmental interests, alignment of water resources program, local control, etc.)?

Yes.

Does the Project/Program address water-related needs of a **disadvantaged community and/or tribal lands** (e.g., watershed management, education, critical water quality or quantity, flood control, contamination, or wastewater treatment)?

No.

Does the Project/Program address **climate change concerns** (e.g., provide an energy efficient approach or



reduce greenhouse gas emissions)?

Yes.

**Other**

Will this project involve partnerships with other agencies or a neighboring IRWM region? If yes or maybe, please explain: No.

Describe what impacts, if any, will occur if the project/program is not implemented:

The plant will continue to operate in its current state, which is not energy efficient. Long term operational reliability will suffer. Nitrates will not be as effectively removed as would be possible with the proposed project.

Other comments:



San Luis Obispo County Region  
Integrated Regional Water Management (IRWM)  
[slocountywater.org/irwm](http://slocountywater.org/irwm)

Project Number: **2017 NT-06**  
Project Title: **WWTP Nutrient Removal and Efficiency Improvements**  
Project Sponsor: **Cambria Community Services District**

### **Project Sponsor Contact**

Contact Name: Robert Gresens, District Engineer  
Address: P.O. Box 65, Cambria CA 93428  
Email: [bgresens@cambriacsd.org](mailto:bgresens@cambriacsd.org)  
Phone: 805-927-6223

### **Project Description**

This project will modify the existing wastewater treatment plant to complete a modified Ludzack-Ettinger process for nitrate removal within an activated sludge process. Efficiency improvements will include automating dissolved oxygen control, upgrades to aeration blowers, new sludge digesters, flow equalization, electrical improvements, and associated instrumentation controls.

### **Need for Project**

The existing wastewater treatment plant was last upgraded in 1991, and was not designed to denitrify (remove nitrates). Removing nitrates and improving plant efficiencies are needed to support the CCSD's indirect potable reuse project, while also improving groundwater quality at the plant's effluent percolation basins.

### **Project Information**

Sub-Region: **North Coast (NT)**  
Latitude, Longitude: ---  
Land Use: Public Facility  
Watershed: Lower San Simeon Creek  
Project Cost: \$3,000,000  
Est. Match Funds: 50% from low interest state revolving fund loan.  
Funding Sources: Proposed low interest state revolving fund loan for matching fund.

Project Status: **Design**  
Permitting Status: Project should be in conformance with existing permits issued for the wastewater treatment plant.  
CEQA/NEPA Status: A mitigated negative declaration is estimated as the level of CEQA compliance that will be required. The CEQA process would take approximately 6 months to complete following grant award.  
Project Start Date: FY 2018/2019, subject to grant award.  
Project End Date: July 2020



## **Project Benefits**

### **1. Increases water conservation or brings new water supplies for beneficial use:**

Yes, the project improves water quality for the CCSD's existing indirect potable water reuse project (aka Sustainable Water Facility).

### **2. Improves existing water supplies:**

Yes, the project improves water quality for the CCSD's existing indirect potable water reuse project (aka Sustainable Water Facility).

### **3. Improves water system operational efficiencies or water supply reliability:**

Yes, the project improves water quality for the CCSD's existing indirect potable water reuse project (aka Sustainable Water Facility).

### **4. Improves water quality, matching water quality to the type of water use:**

Yes, the project improves water quality by removing nitrates prior to being percolated into the lower San Simeon Creek aquifer.

### **5. Increases environmental benefits:**

Yes, by improving groundwater quality and benefiting an existing potable reuse facility.

### **6. Improves groundwater management:**

Yes, by improving groundwater quality and benefiting an existing potable reuse facility.

### **7. Improves flood management:**

No.

### **8. Improves water resources management and outreach:**

Yes.

### **9. Addresses water-related needs of a disadvantaged community or tribal lands:**

No.





**10. Addresses climate change concerns:**

Yes.

**11. If this project will involve partnerships with other agencies or a neighboring IRWM region, please explain:**

No.

**12. If the project/program is not implemented, what impacts, if any, might occur:**

The plant will continue to operate in its current state, which is not energy efficient. Long term operational reliability will suffer. Nitrates will not be as effectively removed as would be possible with the proposed project.

**13. Other comments:**

None.

Line/Project						
	No.	Total				
<b>Wastewater Projects</b>						
1A	Main breaker and replacement of auto-transfer switch; (or, do project 1B.)	30,000				
1B	Replace main incoming power Motor Control Center with Y-configuration supply; (or, do project 1A)	150,000				
2	Incoming power supply monitoring system	25,000				
3	Neutral wire installation from PG&E-provided delta to wye main replacement transformer to main MCC	20,000				
4	Electrical engineering for MCC replacement	40,000				
5	Replace main WWTP backup power generator	200,000				
6	Blower electrical room air filtration/conditioning for moisture & corrosion control	10,000				
7	Replace digester catwalk handrailings, clean, and paint	40,000				
8	Cathodic protection replacements at digesters	10,000				
9	Influent screen, support platform design, & installation	211,000				
10	Plant non-potable 3W improvements & non-potable sprays for screw press (placeholder if needed)	15,000				
11	Improve grit tank hydraulic capacity (placeholder if needed)	10,000				
12	Grit pump replacement (no longer needed per 3/7/2017 plant tour)	0				
13	Cleaning of pipelines from headworks to aeration tanks (after screen installation), including cleanout addition	30,000				
14	Cleaning of aeration basins (after screen installation)	30,000				
15	Repair or replace protective surge tank for plant effluent pipeline	20,000				
16	Demo and remove old flow equalization tanks in SW corner of plant	40,000				
17	Automate aeration D.O. control system (CVs at air headers, press control @ main air header, new DO probes)	120,000				
18	WWTP Update BNR Modeling Update & Value Engineering (early half of FY)	40,000				
19	Aeration tank baffles, anoxic mixers, & ML recirc system (later half of FY)	120,000				
20	Clarifier Repairs (replace eastern right-angle drive unit & check shear pin hub protection)	35,000				
21	Replace clarifier wear shoes - (western clarifier)	5,000				
22	Replace clarifier chain, wear shoes, skid plates, & sprockets after 10 years use (western clarifier)	30,000				
23	Replace clarifier chain, wear shoes, skid plates, & sprockets after 10 years use (eastern clarifier)	30,000				
24	Replace effluent pump (southern pump)	25,000				
25	Long-term plant upgrades - new sludge digester, flow equalization improvements, denite/phosphorous removal	1,500,000				
26	Annual electrical & instrumentation improvements	420,000				
27	SCADA System - Wastewater Collections & WWTP - long-term improvements	400,000				
28	Upgrade/replace aeration blowers	180,000				
29	Vector truck - replace with new \$450K truck that meets emission requirements (10 yr loan @ 4.5%)	560,000				
30	Replacement Dump Truck (100% of cost now in water)	0			2,890,000	Estimate for Prop 1 grant

# CAMBRIA COMMUNITY SERVICES DISTRICT

## DIRECTORS:

AMANDA RICE, President  
 GREG SANDERS, Vice President  
 JIM BAHRINGER, Director  
 MICHAEL THOMPSON, Director  
 HARRY FARMER, Director



## OFFICERS:

JEROME D. GRUBER, General Manager  
 MONIQUE MADRID, District Clerk  
 TIMOTHY J. CARMEL, District Counsel

1316 Tamsen Street, Suite 201 • P.O. Box 65 • Cambria CA 93428  
 Telephone (805) 927-6223 • Facsimile (805) 927-5584

May 11, 2017

Dear Mr. Garbayo,

Thank you for investing your time with us here at the Cambria Community Service District. I have put a few items in together for you to consider. After reviewing your assessment I think we can get a few projects completed this year.

### Energy action plan

#### Blowers

1. Replace Existing Multistage Blowers with Higher Efficiency, Variable Speed Blowers
2. Enable DO Control
3. Program SCADA to control VFD's Via DO levels
4. Install fine bubble air diffusers on  $\frac{3}{4}$  of aeration basin A and B
5. Remove debris from aeration basin A and B

#### Plant reuse water

1. Replace old Gorman-Rump pumps and motors with submersibles
2. Replace Cal-Val pressure control
3. Add a pressure vessel to control plant pressure
4. Add plant water to SCADA so pumps do not stay on 24 hours a day
5. Program CSADA to control

#### Interior lighting

1. Replace lights in operations office both up and down stairs
2. Replace lights in both shops
3. Replace lights in lab building
4. Add motion detectors to all interior lights (3 way with on and off switch)

#### Pre-Treatment Screening

1. Install screen for rag removal

#### Effluent pumping

1. Replace old motors with high efficiency motors (Done)
2. Evaluate pump efficiency with two bowls verse 3 or more bowls
3. Add controls to SCADA
4. Add timers to SCADA that only allow pumping during off peak hours (Summers only)
5. Pig pipe line all the way out to the pond to reduce friction (C value)

#### RAS/WAS


1. Replace submersible pumps with high efficiency pumps
2. Program SCADA control that allows the RAS pumps to track influent flow

**3. Program SCADA control to allow WAS removal during off peak hours**

I look forward to hearing back from you.

Thank you

John Allchin  
jallchin@cambriacsd.org



**FISCALINI RANCH PRESERVE  
MONTEREY PINE FOREST ENHANCEMENT  
EUCALYPTUS TREE REMOVAL**

*Prepared for:*  
The County of San Luis Obispo

*Prepared by:*  
Holly Sletteland  
Friends of the Fiscalini Ranch Preserve  
April 2017



## FFRP Eucalyptus Removal

### Project Applicant & Contact Persons

This proposal has been prepared and submitted by the Friends of the Fiscalini Ranch Preserve (FFRP), located at 604D Main Street, Cambria, CA 93428. Jo Ellen Butler, Executive Director, is the primary contact and may be reached by phone at (805) 927-2856, email at [ffrpcambria@sbcglobal.net](mailto:ffrpcambria@sbcglobal.net) or mail at P.O. Box 1664, Cambria, CA 93428. Holly Sletteland, Project Manager & Independent Contractor, is an alternate contact and may be reached at (805) 239-3928, [hslettel@calpoly.edu](mailto:hslettel@calpoly.edu) or 4849 See Ranch Lane, Templeton, CA 93465.

The proposal has been reviewed and authorized by the owner of the property, the Cambria Community Services District (CCSD), located at 1316 Tamsen Street, Suite 201, Cambria, CA 93428. Carlos Mendoza, Ranch Manager, is the primary contact and may be reached by phone at (805) 927-6220, email at [cmendoza@cambriacsd.org](mailto:cmendoza@cambriacsd.org) or mail at P.O. Box 65, Cambria, CA 93428.

### Project Location

This project will take place on the Fiscalini Ranch Preserve, west of Highway 1, within the town of Cambria, in San Luis Obispo County on the Central Coast of California. The project area is section is bounded by Warren Road to the south, Huntington Road to the North, the Pacific Ocean to the west and Highway 1 to the east. The Fiscalini Ranch Preserve is made up of 3 parcels (Assessor Parcel Numbers: 013.121.025, 023.221.042, 023.221.061) comprising a total of 437 acres. All of the project is located in Supervisorial District 2, within the North Coast Planning Area and the Coastal Zone. The Ranch include areas designated as Flood Hazard Areas (FHA). The Ranch is also a Sensitive Resource Area (SRA). Its Coastal Designations include Wetland and Archeologically Sensitive Areas. The Land Use Category is Open Space and Recreation which allows for the preservation of fragile plant and animal communities and passive recreation.

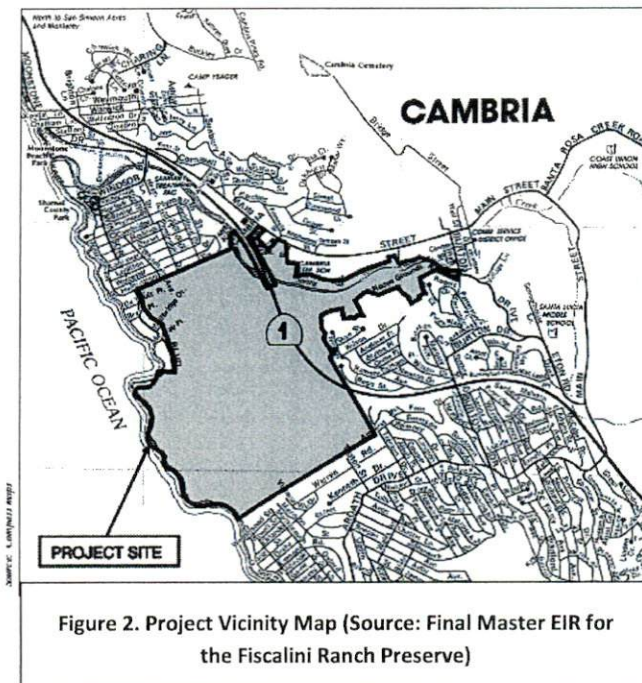


Figure 2. Project Vicinity Map (Source: Final Master EIR for the Fiscalini Ranch Preserve)

## Introduction

The Fiscalini Ranch Preserve (hereafter referred to as “the Ranch”) is a 437-acre natural open space purchased in 2000 by the American Land Conservancy for the preservation of natural resources and passive recreation by the public. The title for the property was transferred to the Cambria Community Services District (CCSD) for ongoing management. The Friends of the Fiscalini Ranch Preserve (FFRP) holds the conservation easement on the Ranch and is responsible for making sure the terms of the easement, including public access and environmental protection, are respected in perpetuity. We are deeply committed to the on-going restoration and protection of the natural and cultural features of the Ranch. The current proposal represents our most recent endeavor to enhance the natural resources on the Ranch by removing non-native eucalyptus trees which have invaded the rare Monterey Pine Forest.

## Background & Statement of Need

The Monterey pine (*Pinus radiata*) forest found at the Ranch is quite rare, occurring naturally in just 5 locations in the world. It can be found in three places in California (Point Año Nuevo, Monterey Peninsula, Cambria), as well as on two islands off the Baja Peninsula in Mexico (Cedros, Guadalupe). The pine’s scarcity has been recognized by a number of different organizations. It is on the World List of Threatened Trees, with the Guadalupe and Cedros stands classified as Endangered by the International Union for Conservation of Nature (IUCN). It is also listed as Rare and Endangered (List 1B) by the California Native Plant Society (CNPS). The California Department of Fish and Wildlife has added it their Special Plant List.

Approximately 50% of the forest has been lost over time and many of the remaining stands are in poor condition, including those in Cambria. Over a century of selective logging, livestock grazing, fire suppression and development have taken a significant toll. More recently, invasive species and introduced pathogens, such as Pitch Canker, have weakened the forest even further. And in just the last few years, the extreme drought coupled with unusually warm temperatures have led to an epidemic of pine bark beetles (*Ips* sp. and *Dendroctonus* sp.) causing massive mortality.

FFRP received a Minor Use Permit (MUP DRC2015-00016) to reduce fuel loads and improve forest health in the Monterey pine forest in May of 2016. That permit is still active and authorizes removal of dead and dying trees, woody debris and invasive plants. It also provides for thinning stands of crowded trees. The FFRP board has decided it would be prudent to address the blue gum eucalyptus trees (*Eucalyptus globulus*) in the forest as well, but these were not covered by the original permit. The eucalyptus trees increase the fire hazard on the ranch, due to their volatile oils and prolific shedding of debris. They also suppress the growth of Monterey pines and native understory plants, limiting the ability of the pine forest to regenerate and expand.



## Project Goals & Objectives

A number of plans have been developed for the Ranch since it was first acquired, including the *Public Access and Resource Management Plan* (2004), *Cambria Forest Management Plan* (2002), *Final Master Environmental Impact Report* (2009) and *Fiscalini Ranch Monterey Pine Forest Analysis Maintenance and Monitoring Program* (2014). This project is consistent with all of them to the extent that they all recognize the Monterey pine forest as a sensitive habitat which must be protected, while simultaneously reducing risks to life and property by managing hazardous trees and fuel loads. They also recognize eucalyptus as a non-native species which should be controlled within the pine forest.

This project is most closely aligned with the management recommendations set forth by James P. Allen and Associates, consulting arborists, in the *Fiscalini Ranch Monterey Pine Forest Analysis Maintenance and Monitoring Program*. This report was commissioned by FFRP specifically to guide management of forest resources on the ranch in 2013. Allen suggested FFRP adopt several management goals, including promoting forest health by removing invasive non-natives such as Blue gum eucalyptus (*Eucalyptus globulus*) trees and reducing the risk of wildfire by minimizing fuel loads. He noted "Continued advancement of these invasive plants will overtake the FRP forest, suppressing growth and limiting the opportunities for natural regeneration. Native trees and shrubs are deprived of growing space, vital nutrients and moisture. Prompt, decisive action should be taken to control or eliminate these threats to the FRP forest<sup>1</sup>." He also recommended expanding Monterey pine planting and noted that eucalyptus was suppressing pine regeneration. This project is intended to help us achieve these goals. The removal of eucalyptus in an area where they have encroached upon the pine forest will promote forest health and reduce wildfire risk. We will replant the area with native pines, oaks and understory plants, thereby expanding pine forest acreage and improving future regeneration.

## Project Implementation

The eucalyptus proposed for removal are scattered on a slope amongst pines and oaks on the northwest side of the ranch above Santa Rosa Creek (35°33'40"N/121°05'53"W). The plot is approximately 1.9 acres in size and can be accessed via two service roads: 1) the Ridge Trail starting at Huntington Road to the northwest; 2) Santa Rosa Creek Trail West starting at Highway 1 to the south east. The project boundary is about 250 yards from the latter entrance. The acreage is all located in Management Unit F, above Santa Rosa Creek, as identified by James Allen in his *FFRP Monterey Pine Forest Analysis*. A map of the project area is included in the appendix.

The project will be implemented in 5 phases:

1. **Conduct pre-project monitoring:** Current conditions in the project area will be documented using pre-project photographs and vegetation surveys. An inventory of eucalyptus trees

---

<sup>1</sup> James P. & Associates, *Fiscalini Ranch Preserve Monterey Pine Forest Analysis Maintenance and Monitoring Program*, Pg 9.



and a preliminary plant survey in the project area have already been completed in order to prepare the permit application (Reference appendix). Before tree removal activities begin, additional surveys will be conducted by qualified personnel to identify and avoid disruption to wildlife and/or special status plants.

2. **Remove invasive plants:** In addition to blue gum eucalyptus, a preliminary survey of the project area noted the presence of cape ivy (*Delairea odorata*) and French broom (*Genista monspessulana*), two extremely damaging invasive species assigned the highest severity rating by the California Invasive Plant Council (CAL-IPC). Volunteers will be used to remove infestations around native plants manually and a licensed pesticide applicator will be hired to spray dense infestations of cape ivy in the project area prior to tree removal. They will be directed to use Milestone™ (Aminopyralid Triclopyr), which is a low toxicity, selective herbicide that has been shown to be effective against both species. A follow-up treatment will be scheduled the following spring and any outliers that are missed will be removed mechanically by volunteers.
3. **Remove eucalyptus trees:** The project involves removing all eucalyptus trees and associated leaves and duff within the project area. A contractor will be hired to cut the trees using hand crews and chain saws. If necessary, tall trees will be topped to minimize potential damage to adjacent native trees. All eucalyptus will be cut as close to the ground as possible and stumps will be treated with glyphosate to prevent resprouting. Disposal of the resulting debris will be handled in a variety of ways. The CCSD has applied for funding to purchase a biomass co-generator which gasifies woody debris, creating energy, heat and biochar as byproducts. If this funding is secured, some debris will likely be directed to that plant. If not, some of the larger trees may be diverted for reuse in wood products. For example, Daniels Wood Land ([danielswoodland.com](http://danielswoodland.com)) and Pacific Coast Lumber ([pacificcoastlumber.com](http://pacificcoastlumber.com)) are local companies that makes products from reclaimed wood. Some larger logs will be placed horizontal to the slope to provide erosion control, wildlife habitat, nutrient cycling and moisture retention. One last option would be having large logs hauled to the Windsor green waste facility in Cambria. Smaller trees (up to 22" diameter), branches and shrubs will be chipped. The eucalyptus chips will be applied as a thick layer of mulch to the project area to cover exposed ground and suppress regeneration of invasive species. This has been found to be an effective treatment to impede germination of both French broom and cape ivy. The area will be allowed to rest for 2 years before replanting.
4. **Replant native vegetation:** The vegetation is dominated by native plants over approximately 25% of the project area located closest to the top the slope. We anticipate some natural recruitment of native plants to occur after the eucalyptus and other invasive plants are removed. Native seeds and spores are likely already present in the soil and/or will move downslope during rain events. Nonetheless, we anticipate having to replant areas that have been heavily invaded by cape ivy and French broom. Once the invasives

FFRP Eucalyptus Removal

have been reduced to manageable levels, we will plant trees, shrubs and herbaceous plants typical of the mixed pine-oak woodland found on the ranch. All plants will be grown from seed collected onsite or nearby and contract-grown locally. All planting will be performed in early winter to take advantage of seasonal precipitation and cooler temperatures. New plants will be watered, mulched and weeded.

5. **Conduct post-project monitoring:** Monitoring will be conducted immediately following treatments and annually thereafter. The initial inspection will insure treatment prescriptions were executed properly and that the short-term goals for the treatment were met. We anticipate retreatments of eucalyptus stumps, broom and cape ivy will be necessary, especially in the first year following removal. Many of the pre-project monitoring surveys (e.g. plant condition, diversity, density) will be repeated and photographs will be retaken from the same fixed points to document the modified conditions. New surveys will be added to monitor the vigor and survivorship of new plantings, with a goal of 70% survival over 5 years. In addition, areas where invasive species have been removed will also be monitored and maintained to insure any subsequent growth is retreated.

**Project Schedule**

A tentative schedule is provided below. The first phase of planning, permitting, pre-project monitoring and invasive removal have already begun. We are hopeful that a permit for tree removal may be issued by late September of this year, in which case final biological monitoring would be conducted and the first phase of tree removal would begin in October. Such monitoring will be repeated, as needed, during subsequent years. We anticipate taking trees out gradually over the course of 4-5 years (assuming issuance of 2-year MUP and 2-3 one year extensions thereafter). Additional invasive removal and tree removal would take place in 2018 prior to planting of natives in the winter of 2018. The project area will be monitored and maintained on an ongoing basis until invasives are eradicated and native plants are established.

Task	2017				2018				2019				2020			
	Q1	Q2	Q3	Q4	Q1	Q2	Q3	Q4	Q1	Q2	Q3	Q4	Q1	Q2	Q3	Q4
Planning & permitting	█	█	█													
Public outreach		█														
Pre-project monitoring	█	█	█	█	█	█	█	█	█	█	█	█	█	█	█	█
Remove invasive plants		█	█	█	█	█	█	█	█	█	█	█	█	█	█	█
Remove eucalyptus trees			█	█	█	█	█	█	█	█	█	█	█	█	█	█
Plant native plants							█	█	█	█	█	█	█	█	█	█
Monitoring & maintenance				█	█	█	█	█	█	█	█	█	█	█	█	█

**Avoidance, Minimization & Monitoring Measures**

The following measures will be incorporated into the project to avoid or minimize impacts to sensitive resources.



1. **Avoidance of sensitive plant & animal species:** Project activities will be limited during the active breeding and growing season of spring and early summer. Activities during this period will primarily consist of documenting existing conditions and identifying sensitive resources that need to be protected. Biological surveys will be conducted prior to tree removal in the fall and appropriate avoidance measures designed in accordance with the results. It is possible that buffers will be required to avoid raptor and dusky footed wood rat nests at that time of year. The project site is also located within red legged frog upland habitat. A current list of special status species in the Cambria area is included in the appendix.
1. **Avoidance of riparian & wetland areas:** The project area is located on a 24% slope and does not contain any wetland indicator species. Although it lies above Santa Rosa Creek, it is separated by 115 feet from the top-of-bank at its closest point. The majority of the eucalyptus trees are located higher on the slope, further away from the creek. All work will be performed in the dry season. Indirect impacts to the creek are not anticipated, due to the fact that ground vegetation, stumps and soils will remain intact in the project area.
2. **Avoidance of cultural resources:** A Phase II archeological study was conducted in the project area as part of proposal to implement a cell phone tower by Cingular Wireless on the ranch in 2003. A number of cultural sites were identified on the plateau above the project area (CA-SLO-1650, CA-SLO-1651, CA-SLO-1652, CA-SLO-1653), but nothing was identified in the project area itself. Moreover, the project does not call for any excavation, grading or ground disturbance. Equipment access routes (e.g. truck, chipper) from the Ridge Trail will be routed to avoid the cultural sites. Most equipment access will likely be from the Santa Rosa Creek Trail / Service road.
3. **Minimize Access Impacts:** Trails will need to be closed when crews are felling trees nearby for public safety. We will post planned closure schedules on our web site and at the trailhead (s) one week in advance. The majority of trails on the Ranch will not be affected.
4. **Minimize Soil Impacts:** The soil in the project area is predominantly San Simeon Sandy Loam, 30-50% slopes, with moderate erosion potential. Possible soil impacts will be minimized by scheduling project activities to take place during the dry, fall season. Although trees will be felled by hand crews using chainsaws, larger eucalyptus will require heavy equipment to remove from the site. Every effort will be made to preserve native understory and avoid soil compaction by minimizing equipment inside the forest itself and using rubber track driven equipment when access is unavoidable. Woody debris will be loaded into trucks for removal on the service roads and in the adjacent fields, which are routinely mowed every year and contain predominately nonnative grasses and forbs. Stumps and many large logs will be left in place. Logs will be placed horizontal to the slope behind stumps, where feasible, to help capture sediment. Native vegetation will be protected to the extent possible, but straw wattles will be placed the first year to minimize potential erosion. A soil map is included in the appendix.

## FFRP Eucalyptus Removal

---

5. **Pollutant Control:** Cleaning, fueling and maintenance of equipment and vehicles will be performed offsite or at the preserve entrance at Highway 1 or Huntington Road. All herbicide mixing and filling will be performed offsite or at the Highway 1 or Huntington entrances as well.

**References**

Allen, James P. & Associates. 2014. *Fiscalini Ranch Preserve Monterey Pine Forest Analysis Maintenance and Monitoring Program*. Prepared for the Friends of Fiscalini Ranch Preserve. Santa Cruz, CA.

California Department of Fish and Wildlife. 2015. California Natural Diversity Database (CNDDDB) *Endangered, Threatened and Rare Plants List*. Accessed April 2017. Available at: <https://www.wildlife.ca.gov/Data/CNDDDB/Plants-and-Animals>

C.A. Singer & Associates. 2003. *Phase II Archeological Investigation for Cingular Wireless Project*. Prepared for Cingular Wireless. Cambria, CA.

Jones & Stokes. 2002. *Cambria Forest Management Plan*. Prepared for the Cambria Forest Committee. Cambria, CA.

Morro Group / SWCA Environmental Consultants. 2009. *Final Master Environmental Impact Report for the Fiscalini Ranch Preserve*. San Luis Obispo, CA.

RRM Design Group. 2003. *Public Access and Resource Management Plan*. Prepared for Cambria Community Services District. San Luis Obispo, CA.

# Appendix

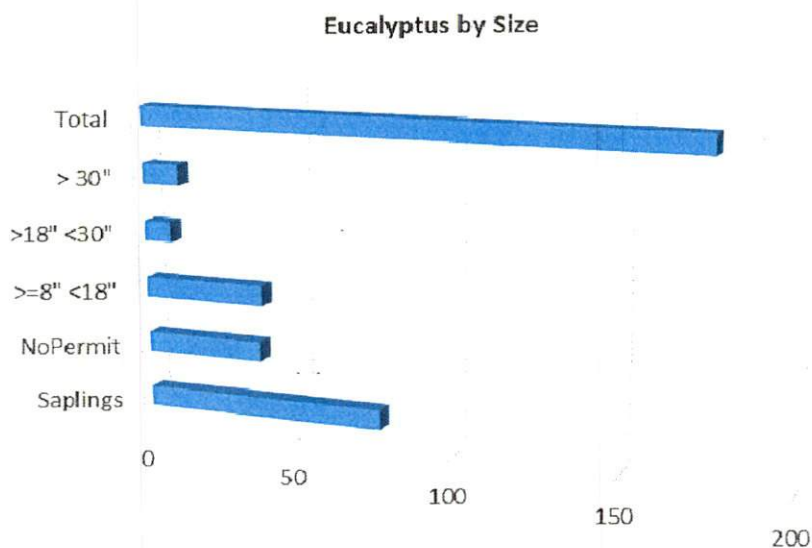
## FFRP Eucalyptus Removal

**Eucalyptus Tree inventory**

An inventory of the eucalyptus trees in the project area was conducted on March 30<sup>th</sup> in order to assess permit and budget requirements. All eucalyptus trees were counted, including saplings. All trees were measured to obtain their diameter as well, with the exception of saplings. The diameter of saplings, or trees measuring less than 5 inches in diameter, was determined by visual estimate rather than actual measurement.

A total of 175 trees were counted in the plot of 1.9 acres. Of the total, 115 trees are below county permitting thresholds, including 77 saplings and 38 trees measuring less than 8 inches. There are an additional 60 trees over 8 inches that require permits for removal. The trees can be broken down by size class as follows:

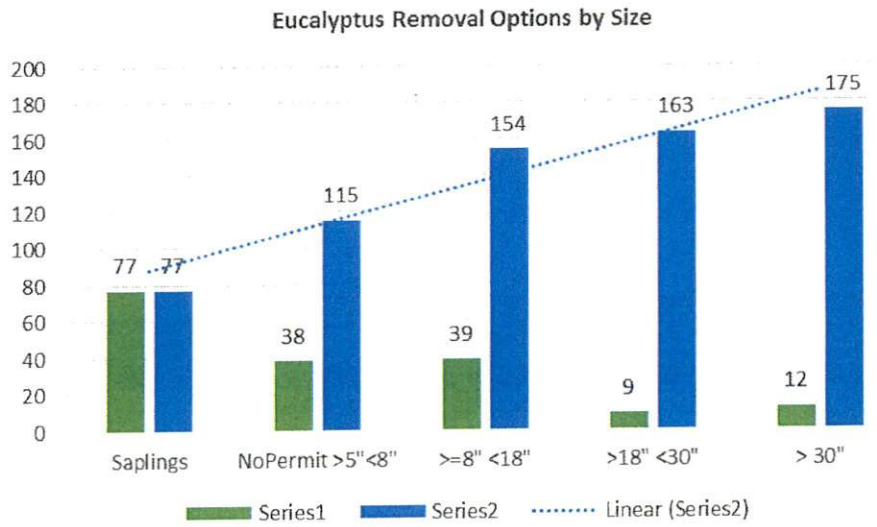
Size Description	Count
Saplings	77
Young trees > 5" diameter, but less than 8"	38
Medium age trees >= 8" diameter, but less than 18"	39
Large older trees >18" diameter, but less than 30"	9
Huge older trees > 30" in diameter	12
<b>Total</b>	<b>175</b>





## FFRP Eucalyptus Removal

The FFRP Board considered how many eucalyptus trees to remove from the site.





## FFRP Eucalyptus Removal

## Preliminary vegetation survey

Type	Genus	Species	Common Name
I	Carduus	pycnocephalus	Italian thistle
I	Delairea	odorata	Cape ivy
I	Eucalyptus	globulus	Blue gum eucalyptus
I	Genista	monspessulana	French broom
I	Hypochaeris	glabra	Smooth cat's ear
I	Oxalis	pes-caprae	Oxalis
I	Plantago	lanceolata	English plantain
I	Bromus	diandrus	Ripgut brome
I	Cirsium	vulgare	Bull thistle
N	Achillea	millefolium	Common white yarrow
N	Baccharis	pilularis	Coyote brush
N	Calamagrostis	rubescens	Pine grass
N	Chlorogalum	pomeridianum	Soap lily
N	Clinopodium	douglasii	Yerba buena
N	Elymus	glaucus	Blue wild rye
N	Fragaria	vesca	Wood strawberry
N	Galium	californicum var. californicum	California bedstraw
N	Galium	aparine	Sticky willy
N	Lonicera	hispidula	Hairy honeysuckle
N	Mimulus	aurantiacus	Sticky monkeyflower
N	Pinus	radiata	Monterey pine
N	Quercus	agrifolia	Coast live oak
N	Rhamnus	californica	Coffeeberry
N	Rubus	ursinus	Pacific blackberry
N	Sanicula	laciniata	Coast sanicle
N	Scrophularia	californica	Bee plant; figwort
N	Stachys	chamissonis	Coast hedge nettle
N	Toxicodendron	diversilobum	Poison oak
N	Dichelostemma	capitatum ssp. capitatum	Wild hyacinth
N	Artemisia	douglasiana	Mugwort
N	Dryopteris	arguta	Wood fern
N	Thalictrum	fendleri	Fendler's meadow rue
N	Oemleria	cerasiformis	Indian plum; Oso berry
N	Marah	fabacea	Wild cucumber
N	Bromus	carinatus	California brome
N	Stipa	pulchra	Purple needlegrass
N	Umbellularia	californica	Bay laurel

## Special Status Species


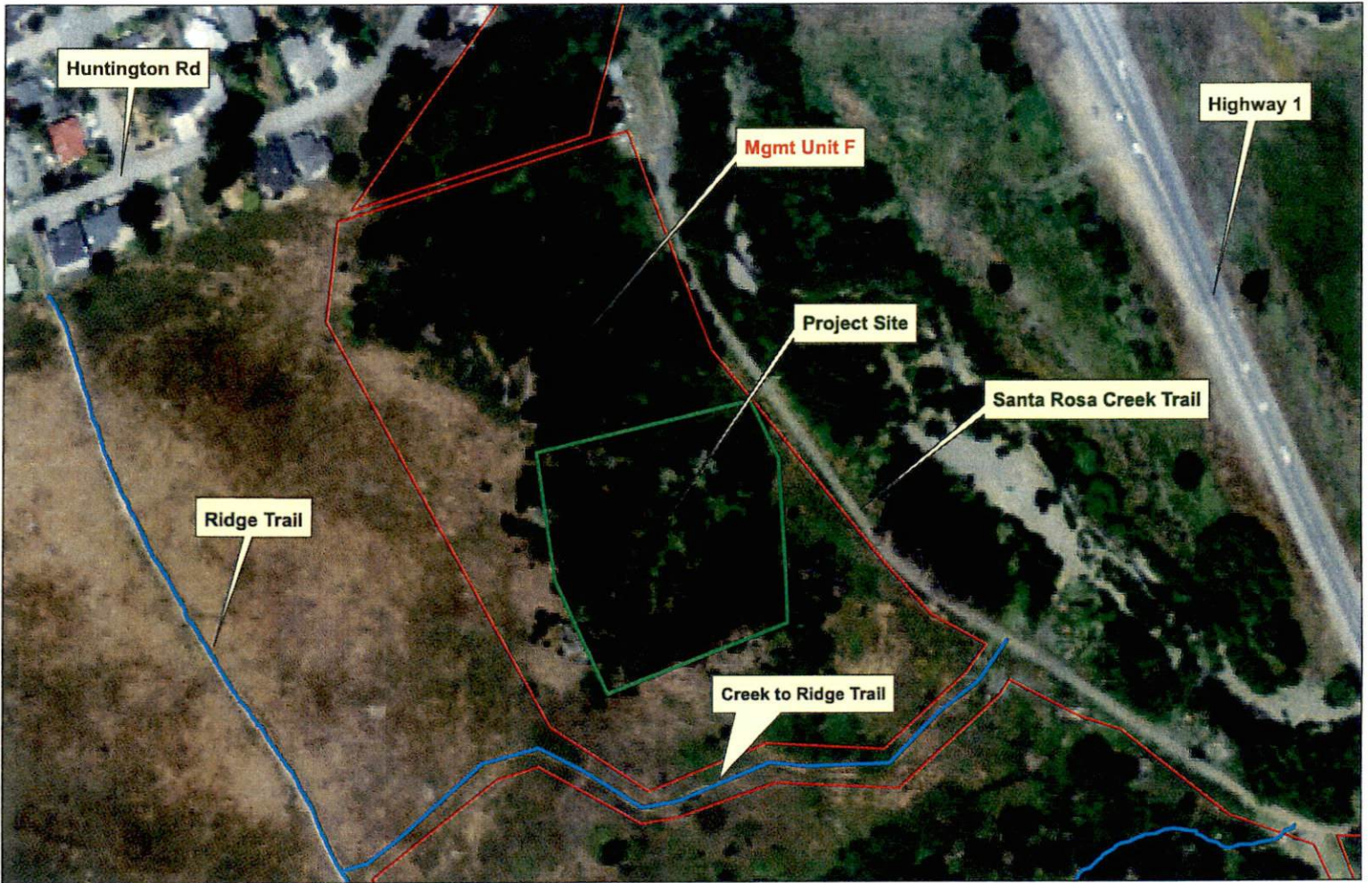
## California Natural Diversity Database Cambria Quad April 2017

Element Type	Scientific Name	Common Name	Status			
			Federal	State	CDFW	CNPS
Animals - Amphibians	<i>Batrachoseps incognitus</i>	San Simeon slender salamander	None	None	-	-
Animals - Amphibians	<i>Rana boylei</i>	foothill yellow-legged frog	None	None	SSC	-
Animals - Amphibians	<i>Rana draytonii</i>	California red-legged frog	Threatened	None	SSC	-
Animals - Amphibians	<i>Taricha torosa</i>	Coast Range newt	None	None	SSC	-
Animals - Birds	<i>Ammodramus savannarum</i>	grasshopper sparrow	None	None	SSC	-
Animals - Birds	<i>Charadrius alexandrinus nivosus</i>	western snowy plover	Threatened	None	SSC	-
Animals - Birds	<i>Pelecanus occidentalis californicus</i>	California brown pelican	Delisted	Delisted	FP	-
Animals - Fish	<i>Eucyclogobius newberryi</i>	tidewater goby	Endangered	None	SSC	-
Animals - Fish	<i>Oncorhynchus mykiss irideus</i>	steelhead - south-central	Threatened	None	-	-
Animals - Insects	<i>Bombus caliginosus</i>	obscure bumble bee	None	None	-	-
Animals - Insects	<i>Danaus plexippus pop. 1</i>	monarch - California overwintering	None	None	-	-
Animals - Mammals	<i>Myotis thysanodes</i>	fringed myotis	None	None	-	-
Animals - Mammals	<i>Myotis yumanensis</i>	Yuma myotis	None	None	-	-
Animals - Reptiles	<i>Emys marmorata</i>	western pond turtle	None	None	SSC	-
Animals - Reptiles	<i>Thamnophis hammondi</i>	two-striped gartersnake	None	None	SSC	-
Plants - Vascular	<i>Arctostaphylos cruzensis</i>	Arroyo de la Cruz manzanita	None	None	-	1B.2
Plants - Vascular	<i>Astragalus nuttallii</i> var. <i>nuttallii</i>	ocean bluff milk-vetch	None	None	-	4.2
Plants - Vascular	<i>Astragalus pycnostachyus</i> var. <i>pycnostachyus</i>	coastal marsh milk-vetch	None	None	-	1B.2
Plants - Vascular	<i>Baccharis plummerae</i> ssp. <i>glabrata</i>	San Simeon baccharis	None	None	-	1B.2
Plants - Vascular	<i>Calystegia subacaulis</i> ssp. <i>episcopalis</i>	Cambria morning-glory	None	None	-	4.2
Plants - Vascular	<i>Carex obispoensis</i>	San Luis Obispo sedge	None	None	-	1B.2
Plants - Vascular	<i>Castilleja densiflora</i> var. <i>obispoensis</i>	San Luis Obispo owl's-clover	None	None	-	1B.2
Plants - Vascular	<i>Cirsium fontinale</i> var. <i>obispoense</i>	San Luis Obispo fountain thistle	Endangered	Endangered	-	1B.2
Plants - Vascular	<i>Cirsium occidentale</i> var. <i>compactum</i>	compact cobwebby thistle	None	None	-	1B.2
Plants - Vascular	<i>Delphinium parryi</i> ssp. <i>eastwoodiae</i>	Eastwood's larkspur	None	None	-	1B.2
Plants - Vascular	<i>Dudleya blochmaniae</i> ssp. <i>blochmaniae</i>	Blochman's dudleya	None	None	-	1B.1
Plants - Vascular	<i>Erigeron sanctarum</i>	saints' daisy	None	None	-	4.2
Plants - Vascular	<i>Eryngium aristulatum</i> var. <i>hooveri</i>	Hoover's button-celery	None	None	-	1B.1
Plants - Vascular	<i>Galium californicum</i> ssp. <i>luciense</i>	Cone Peak bedstraw	None	None	-	1B.3
Plants - Vascular	<i>Horkelia cuneata</i> var. <i>puberula</i>	mesa horkelia	None	None	-	1B.1
Plants - Vascular	<i>Horkelia cuneata</i> var. <i>sericea</i>	Kellogg's horkelia	None	None	-	1B.1

## FFRP Eucalyptus Removal

Plants - Vascular	<i>Hosackia gracilis</i>	harlequin lotus	None	None	-	4.2
Plants - Vascular	<i>Lasthenia californica</i> ssp. <i>macrantha</i>	perennial goldfields	None	None	-	1B.2
Plants - Vascular	<i>Layia jonesii</i>	Jones' layia	None	None	-	1B.2
Plants - Vascular	<i>Malacothamnus palmeri</i> var. <i>involucratus</i>	Carmel Valley bush-mallow	None	None	-	1B.2
Plants - Vascular	<i>Malacothamnus palmeri</i> var. <i>palmeri</i>	Santa Lucia bush-mallow	None	None	-	1B.2
Plants - Vascular	<i>Monolopia gracilens</i>	woodland woollythreads	None	None	-	1B.2
Plants - Vascular	<i>Perideridia gairdneri</i> ssp. <i>gairdneri</i>	California Gairdner's yampah	None	None	-	4.2
Plants - Vascular	<i>Pinus radiata</i>	Monterey pine	None	None	-	1B.1
Plants - Vascular	<i>Sanicula hoffmannii</i>	Hoffmann's sanicle	None	None	-	4.3
Plants - Vascular	<i>Streptanthus albidus</i> ssp. <i>peramoenus</i>	most beautiful jewelflower	None	None	-	1B.2





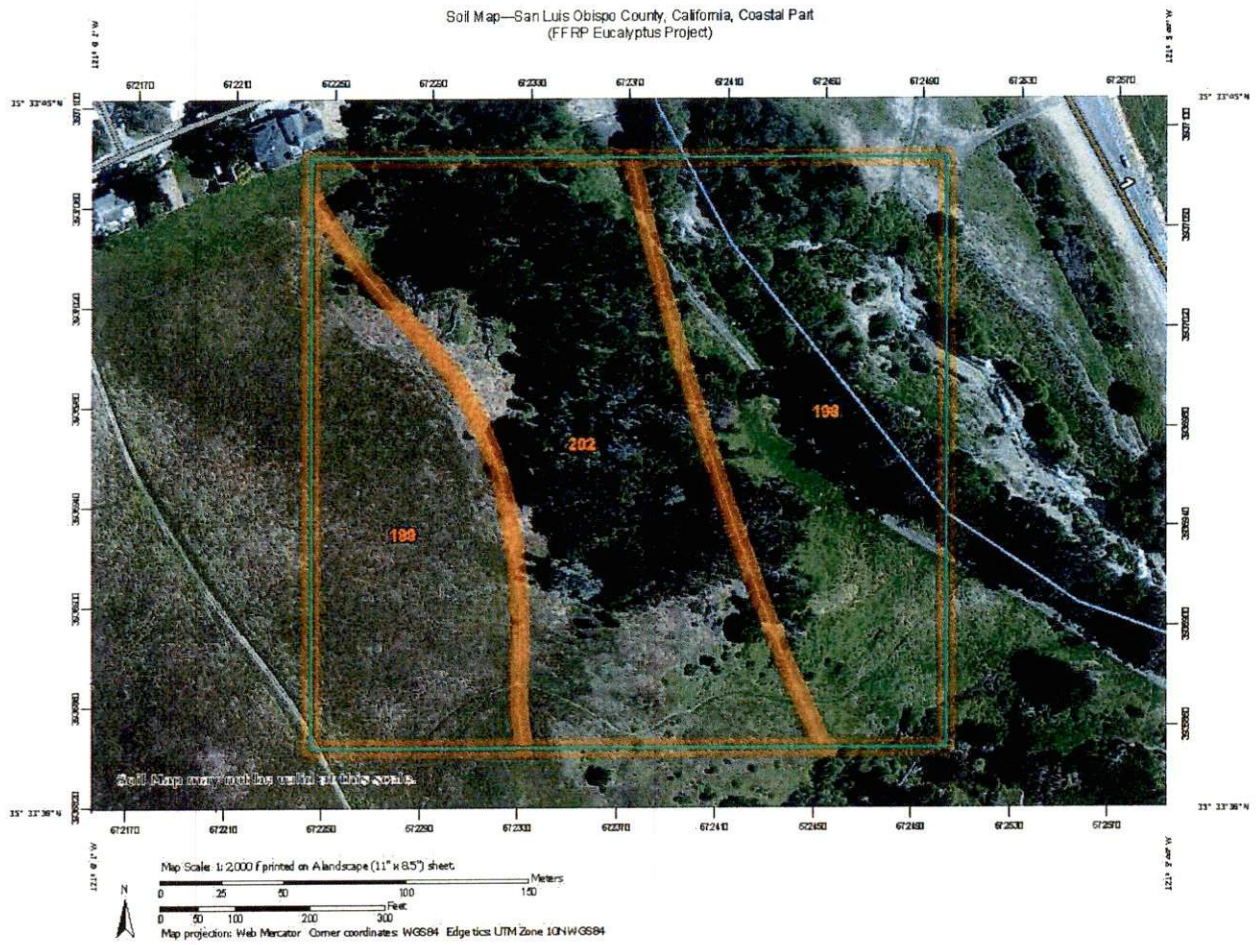
Friends of the Fiscalini Ranch  
Eucalyptus Removal Project





# FFRP Eucalyptus Removal

## Soil Map



# EUCALYPTUS TREES

## ADVANTAGES & DISADVANTAGES

### DISADVANTAGES



Eucalyptus pose an extreme fire hazard compared to native vegetation, as their oils are extremely combustible and they create enormous amount of flammable debris.



Eucalyptus greatly increase maintenance costs:

- Fallen limbs & trees need to be cut up & resulting debris disposed of
- Shedding bark, leaves and seeds must be removed routinely
- Abundant new saplings must be removed frequently to prevent further spread



Eucalyptus tends to form dense monospecific stands, and also tends to smother native vegetation with massive amounts of debris.



Although some native birds use eucalyptus forests, species diversity appears to be far lower in and more nuisance birds (e.g starlings) tend to be attracted to eucalyptus. The beaks of native birds are not well adapted to obtaining nectar & their nostrils can be gummed up by feeding on them.



Eucalyptus resins in leaves, bark and seeds chemically alter water bodies and their mass can lead to anaerobic conditions in relatively stationary pools.



Eucalyptus creates prodigious amounts of seed with germination rates as high as 80%. This accounts for its invasive habit.



Eucalyptus roots soak up large volumes of ground water, reducing the amount available to native plants and trees. Eucalyptus have been used to dry up swamps and have reportedly caused some perennial streams to become intermittent.



Eucalyptus creates a liability/safety hazard as the limbs are prone to breakage, especially during high wind events.



# EUCALYPTUS TREES

## ADVANTAGES & DISADVANTAGES

### ADVANTAGES



Eucalyptus provide a winter food source for honeybees.

### COUNTERBALANCE

The ranch has a wide array of blooming shrubs and wild flowers to sustain bees and other insects. We will also be planting early flowering plants, such as wild currant and fuchsia flowered gooseberry.



Eucalyptus provide roosting & nest sites for raptors.

There are numerous large pines on the ranch that are being used by raptors for nesting. We will be replanting the project area with pines and oaks to provide future habitat. Removal of eucalyptus and other invasives should also improve natural regeneration of pines.



Eucalyptus provide roosting sites for overwintering monarch butterflies.

Monarch butterflies have not been observed roosting in the eucalyptus grove. We have two sites where monarchs are overwintering on the ranch in native pines. Native trees provide *far* superior habitat for native insects and animals.



Eucalyptus provide a beautiful backdrop to the town of Cambria.

The removal of some eucalyptus will definitely change the view, but the many pines and oaks that will remain in the project area will continue to provide a scenic backdrop. Over time, our planted trees will enhance the view still further. There are only 3 places in the state people can view a native Monterey Pine forest, making this view especially unique.



Eucalyptus sequester carbon.

Pine and oak trees sequester carbon as well, as do the grasslands.

06.12.2017

# Cambria CSD Project Status: 2017

**Project Name**

Cambria Community  
Service District Status  
Report

**Client Name**

Cambria Community  
Service District

**Project Manager**

Dean Florez/BPR

**Prepared By**

Balance Public Relations



## Snapshot of Projects

Activity	% Complete	Issues	Actions	Next Steps
<b>Tree Mortality</b>	90% Ongoing	<p>Change criteria and designation from volume of dead or dying trees to other factors such as major property damage or loss of life.</p> <p>AB 425, as introduced, Caballero. Timber harvesting plans: exemptions.</p> <p>AB 524, as introduced, Bigelow. Personal income taxes: deduction: removal of dead or dying trees.</p> <p>SB 302, as introduced, Mendoza. Joint powers agencies: fire protection: funds.</p>	<p>AB 425: Status- 6-8-17 Referred to Com. on N.R. &amp; W.</p> <p>AB 524: Status- 6-12- 17- Re- referred to Com. on APPR.</p> <p>SB 302: Status- 6-5-17 - Referred to Com. on L. GOV.</p>	<p>Tracking Bills for language pertinent to Cambria</p> <p>Legislative Monitoring</p>
<b>State Parks &amp; Entry Issue</b>	75%	<p>Resolution at State Level on remote sensing instruments.</p> <p>Remote Sensing Instruments on the Lower San Simeon Creek Pedestrian Bridge</p>	<p>Meeting and discussion with Assemblyman Cunningham Office</p> <p>Discussion with CCSD staff and Board members on plan.</p>	<p>Discussion with State Parks on movement ongoing</p>

## Balance Public Relations

Tel 213.634.7900  
Fax 213.402.6420

1401 N. Broadway Blvd  
Los Angeles, CA 90012

www.BalanceBRR.com  
dean@balancebpr.com





06.12.2017

## Cambria CSD Project

Pg.02

Activity	% Complete	Issues	Actions	Next Steps
<b>Grant funding</b>	70%	Fiscalini Tank Information to Board Member Farmer Stuart Street Tank Repair & Replacement	Bloom: seeking answer on funds per Chair request. Working with DWR on financing mechanism	Additional grant funding from County and State Analysis for Board
<b>Water Rights</b>	70%	State Division of Water Rights State Water Resources Control Board	San Simeon and Santa Rosa Aquifers-seeking licensing approval	DWR Action on status of Water Rights Application
<b>County/Coastal Commission</b>	60% Ongoing	New Executive Director: John Ainsworth at Coastal Commission	Approval of SWF as Permanent	Lunch Reschedule Tom Luster Letter Analysis SEIR positioning (County)
<b>Education Outreach Efforts</b>	85%	Targeted Meetings with leadership of Assembly and Senate	DWR meeting planning for July	RCDP, SEIR Discussion with legislative leadership

06.12.2017

## Cambria CSD Project

Pg.03

<p><b>ENFORCEMENT PROGRAM: CAMBRIA COMMUNITY SERVICES DISTRICT EMERGENCY</b></p> <p><b>WATER SUPPLY FACILITY</b></p>	40%	<p>Response to Letter from Regional Control Board</p> <p>Coastal Commission</p>	<p>Assessment and discussion.</p> <p>Staff &amp; Board discussion.</p> <p>Rita and the MBI team regarding the SEIR mtgs/agenda</p>	<p><b>RCDP, SEIR Analysis and Positioning Discussion District staff.</b></p>
<p><b>SWF Sales &amp; Use Tax</b></p>	50%	<p>Discussion with Board of Equalization, Controllers Office</p> <p>Targeted meetings with Administration &amp; Regulatory Boards</p>	<p>Refund of Sales &amp; Use Tax for SWF</p>	<p>Cambria Board Action on consultant pending due to BOE inaction</p>

**CAMBRIA COMMUNITY SERVICES DISTRICT  
EXPENDITURE REPORT  
FOR THE MONTH OF MAY, 2017**

<u>Vendor</u>	<u>Check #</u>	<u>Check Date</u>	<u>Line #</u>	<u>Line Amt</u>	<u>Line Description</u>	<u>Expense Acct</u>
ABALONE COAST ANALYTICAL, INC.	65011	5/31/17	1	190.00	WW/LAB DIRECTOR HOURS	12 6080M 12
ABALONE COAST ANALYTICAL, INC.	64847	5/3/17	1	125.00	WW/TOTAL SUSPENDED SOLIDS	12 6091 12
ABALONE COAST ANALYTICAL, INC.	64847	5/3/17	1	100.00	WW/TOTAL SUSPENDED SOLIDS	12 6091 12
ABALONE COAST ANALYTICAL, INC.	64933	5/11/17	1	75.00	WW/TOTAL SUSPENDED SOLIDS	12 6091 12
ABALONE COAST ANALYTICAL, INC.	64933	5/11/17	1	100.00	WW/TOTAL SUSPENDED SOLIDS	12 6091 12
ABALONE COAST ANALYTICAL, INC.	64964	5/26/17	1	20.00	WW/METALS-BORON	12 6091 12
ABALONE COAST ANALYTICAL, INC.	64964	5/26/17	1	70.00	WW/33 TOTAL SUSPENDED SOLIDS/159 METALS	12 6091 12
ABALONE COAST ANALYTICAL, INC.	64964	5/26/17	1	100.00	WW/TOTAL SUSPENDED SOLIDS	12 6091 12
ABALONE COAST ANALYTICAL, INC.	64964	5/26/17	1	75.00	WW/TOTAL SUSPENDED SOLIDS	12 6091 12
ABALONE COAST ANALYTICAL, INC.	64964	5/26/17	1	100.00	WW/TOTAL SUSPENDED SOLIDS	12 6091 12
ABALONE COAST ANALYTICAL, INC.	65011	5/31/17	1	75.00	WW/TOTAL SUSPENDED SOLIDS	12 6091 12
ABALONE COAST ANALYTICAL, INC.	65011	5/31/17	1	75.00	WW/TOTAL SUSPENDED SOLIDS & QUANTI TRAY	12 6091 12
ABALONE COAST ANALYTICAL, INC.	65011	5/31/17	1	75.00	WW/TOTAL SUSPENDED SOLIDS	12 6091 12
ABALONE COAST ANALYTICAL, INC.	64951	5/12/17	1	250.50	SWF/SURFACE IMPOUNDMENT	40 6031Z 11
ABALONE COAST ANALYTICAL, INC.	64964	5/26/17	1	250.50	SWF/SURFACE IMPOUNDMENT	40 6031Z 11
ABALONE COAST ANALYTICAL, INC.	64847	5/3/17	1	225.50	SWF/SURFACE IMPOUNDMENT	40 6091H 11
ABALONE COAST ANALYTICAL, INC.	64847	5/3/17	1	225.50	SWF/SURFACE IMPOUNDMENT	40 6091H 11
ABALONE COAST ANALYTICAL, INC.	64933	5/11/17	1	1,127.50	SWF/MIW-1 MONTHLY	40 6091H 11
ABALONE COAST ANALYTICAL, INC.	64933	5/11/17	1	1,127.50	SWF/SS3 MONTHLY	40 6091H 11
ABALONE COAST ANALYTICAL, INC.	64933	5/11/17	1	1,127.50	SWF/9P7 MONTHLY	40 6091H 11
ABALONE COAST ANALYTICAL, INC.	64933	5/11/17	1	1,127.50	SWF/RIW-1 MONTHLY	40 6091H 11
ABALONE COAST ANALYTICAL, INC.	64933	5/11/17	1	1,127.50	SWF/16D1 MONTHLY	40 6091H 11
ABALONE COAST ANALYTICAL, INC.	64933	5/11/17	1	1,127.50	SWF/SS1 MONTHLY	40 6091H 11
ABALONE COAST ANALYTICAL, INC.	64933	5/11/17	1	1,127.50	SWF/MW4 MONTHLY	40 6091H 11
ABALONE COAST ANALYTICAL, INC.	64933	5/11/17	1	1,127.50	SWF/SS2 MONTHLY	40 6091H 11
ABALONE COAST ANALYTICAL, INC.	64964	5/26/17	1	250.50	SWF/SURFACE IMPOUNDMENT	40 6091H 11
ABALONE COAST ANALYTICAL, INC.	65011	5/31/17	1	250.50	SWF/SURFACE IMPOUNDMENT	40 6091H 11
				11,653.00		
ACCURATE MAILING SERVICE	64879	5/4/17	1	777.83	FD/WEED ABATEMENT NOTICES POSTAGE	01 6051 01
ACCURATE MAILING SERVICE	64879	5/4/17	2	179.74	FD/WEED ABATEMENT NOTICES MAILING SERVICES	01 6080M 01
ACCURATE MAILING SERVICE	64965	5/26/17	1	230.30	FD/REPRODUCTION AND PRINTING WEED ABATEMENT LETTER	01 6080M 01
ACCURATE MAILING SERVICE	64831	5/1/17	1	700.00	WD/POSTAGE DEPOSIT UTILITY BILLS 05/2017	11 6051 11
ACCURATE MAILING SERVICE	64965	5/26/17	1	1,014.34	WD/POSTAGE	11 6051 11

**CAMBRIA COMMUNITY SERVICES DISTRICT  
EXPENDITURE REPORT  
FOR THE MONTH OF MAY, 2017**

<u>Vendor</u>	<u>Check #</u>	<u>Check Date</u>	<u>Line #</u>	<u>Line Amt</u>	<u>Line Description</u>	<u>Expense Acct</u>
ACCURATE MAILING SERVICE	64965	5/26/17	1	(700.00)	WD/PRE-PAY POSTAGE MARCH APRIL UTILITY BILLS	11 6051 11
ACCURATE MAILING SERVICE	64965	5/26/17	3	828.35	WD/REMAINDER DUE POSTAGE MARCH APRIL UTILITY BILLS	11 6051 11
ACCURATE MAILING SERVICE	64831	5/1/17	3	100.00	WD/MAILING SERVICES UTILITY BILLS 05/2017	11 6080M 11
ACCURATE MAILING SERVICE	64965	5/26/17	2	256.17	WD/MAILING SERVICES	11 6080M 11
ACCURATE MAILING SERVICE	64965	5/26/17	5	(100.00)	WD/PRE-PAY MAILING SERVICES MAR APR UTILITY BILLS	11 6080M 11
ACCURATE MAILING SERVICE	64965	5/26/17	7	229.10	WD/REMAINDER DUE MAILING SERV MAR APR UTILITY BILL	11 6080M 11
ACCURATE MAILING SERVICE	64831	5/1/17	2	700.00	WW/POSTAGE DEPOSIT UTILITY BILLS 05/2017	12 6051 12
ACCURATE MAILING SERVICE	64965	5/26/17	2	(700.00)	WW/PRE-PAY POSTAGE MARCH APRIL UTILITY BILLS	12 6051 12
ACCURATE MAILING SERVICE	64831	5/1/17	4	100.00	WW/MAILING SERVICES UTILITY BILLS 05/2017	12 6080M 12
ACCURATE MAILING SERVICE	64965	5/26/17	4	828.36	WW/REMAINDER DUE POSTAGE MARCH APRIL UTILITY BILL	12 6080M 12
ACCURATE MAILING SERVICE	64965	5/26/17	6	(100.00)	WW/PRE-PAY MAILING SERVICES MAR APR UTILITY BILLS	12 6080M 12
ACCURATE MAILING SERVICE	64965	5/26/17	8	229.10	WW/REMAINDER DUE MAILING SERV MAR APR UTILITY BILL	12 6080M 12
				4,573.29		
ADVANTAGE TECH SVCS, INC.	64848	5/3/17	1	3,868.30	WD/CONST MGMT AND INSPECTION 03/01-04/17/2017	11 1832 11
ADVANTAGE TECH SVCS, INC.	64848	5/3/17	1	510.00	WD/PRELIM ENGINEERING ESTIMATE FOR STUART ST TANK	11 6170 11
ADVANTAGE TECH SVCS, INC.	64952	5/12/17	1	1,020.00	WD/STUART ST. TANK REPAIR/REPLACE COMPARISON	11 6170 11
				5,398.30		
AGP VIDEO	64934	5/11/17	1	678.75	ADM/VIDEO PROD COPY DISTRIBUTION FOR APRIL BD MTG.	01 6086 09
ALPHA ELECTRICAL SERVICE	64915	5/9/17	1	965.23	F&R/ 4.18&4.28,2017 ADD CIRCUITS FOR SHOP EQUIPMT	01 6033B 02
ALPHA ELECTRICAL SERVICE	64850	5/3/17	1	747.50	WD/TROUBLESHOOT ISSUE W/STUART ST PUMP BREAKER	11 6031D 11
ALPHA ELECTRICAL SERVICE	64954	5/12/17	1	4,560.94	WW/REPLACEMENT/BACKUP 40HP MOTOR	12 6170 12
				6,273.67		
ANDREW THOMSON	64948	5/11/17	1	600.00	WD/REMOTE ASSIST IN DATA EXTRACTION FOR SR4	11 6031R 11
ANDREW THOMSON	64875	5/3/17	1	600.00	WW/RE-AIMED ANTENNA AND CHANGES SEND PHONE SETTING	12 6032L 12
ANDREW THOMSON	65003	5/26/17	1	600.54	WW/4.10.17 REPLACED SEAL FAILURE RELAYS AND TESTED	12 6032L 12
ANDREW THOMSON	64948	5/11/17	1	1,350.00	WW/REPROGRAMMED PH VALUE CALCULATIONS & TESTED	12 6032T 12
ANDREW THOMSON	64875	5/3/17	1	15,103.46	WW/LIFT STATION 9 CONTROL UPGRADE 35% PAYMENT	12 6170 12
				18,254.00		
AT&T	65012	5/31/17	1	296.51	WD/ALARM AT VAN GORDON WELL FIELD MAY 2017	11 6060P 11

**CAMBRIA COMMUNITY SERVICES DISTRICT  
EXPENDITURE REPORT  
FOR THE MONTH OF MAY, 2017**

<u>Vendor</u>	<u>Check #</u>	<u>Check Date</u>	<u>Line #</u>	<u>Line Amt</u>	<u>Line Description</u>	<u>Expense Acct</u>
AT&T	64851	5/3/17	1	114.36	WW/ALARM LIFT STATION B4 PHONE SERV THRU 05/24/17	12 6060P 12
AT&T/CALNET3	64916	5/9/17	1	37.41	F&R/VETS HALL ALARM 927-0493 SVC THRU 04/09/17	01 6060P 02
AT&T/CALNET3	64916	5/9/17	1	20.30	ADM/FAX LINE 927-5584 SVC THRU 04/09/17	01 6060P 09
AT&T/CALNET3	64916	5/9/17	1	19.66	WD/TELEMETRY SYSTEM 927-0398 SVC THRU 04/09/17	11 6060P 11
AT&T/CALNET3	64916	5/9/17	1	19.68	WD/LEIMERT PUMP STN 927-1972 SVC THRU 04/09/17	11 6060P 11
AT&T/CALNET3	64916	5/9/17	1	67.82	WD/PHONE AND FAX LINE 927-6226 SVC THRU 04/09/17	11 6060P 11
AT&T/CALNET3	64916	5/9/17	1	19.69	WW/ALARM AT LIFT STN 8 924-1550 SVC THRU 04/09/17	12 6060P 12
AT&T/CALNET3	64916	5/9/17	1	19.67	WW/ALARM AT LIFT STN B3 924-1550 SVC THRU 04/09/17	12 6060P 12
AT&T/CALNET3	64916	5/9/17	1	19.75	WW/ALARM AT LIFT STN B1 924-1038 SVC THRU 04/09/17	12 6060P 12
AT&T/CALNET3	64916	5/9/17	1	19.66	WW/ALARM AT LIFT STN B2 924-1068 SVC THRU 04/09/17	12 6060P 12
AT&T/CALNET3	64916	5/9/17	1	19.70	WW/ALARM AT LIFT STN B 924-1492 SVC THRU 04/09/17	12 6060P 12
AT&T/CALNET3	64916	5/9/17	1	19.66	WW/ALARM AT LIFT STN A 924-1538 SVC THRU 04/09/17	12 6060P 12
AT&T/CALNET3	64916	5/9/17	1	19.74	WW/ALARM AT LIFT STN A1 924-1708 SVC THRU 04/09/17	12 6060P 12
AT&T/CALNET3	64916	5/9/17	1	19.74	WW/FAX LINE 927-0178 SVC THRU 04/09/17	12 6060P 12
AT&T/CALNET3	64916	5/9/17	1	19.67	WW/ALARM AT LIFT STN 4 927-1518 SVC THRU 04/09/17	12 6060P 12
AT&T/CALNET3	64916	5/9/17	1	19.67	WW/ALARM AT LIFT STN 8 927-1591 SVC THRU 04/09/17	12 6060P 12
AT&T/CALNET3	64916	5/9/17	1	0.01	WW/PHONE SERVICE 927-6250 SVC THRU 04/09/17	12 6060P 12
				772.70		
BADGER METER INC.	64937	5/11/17	1	30.00	WD/ORION CELLULAR 1XRRT SERVICE UNIT	11 6080M 11
BALANCE PUBLIC RELATIONS	64833	5/1/17	1	2,833.33	WD/CONSULTING SERVICE: GRANT FUNDING 05/2017	11 6080M 10
BALANCE PUBLIC RELATIONS	64833	5/1/17	2	2,833.33	WW/CONSULTING SERVICE: GRANT FUNDING 05/2017	12 6086 12
BALANCE PUBLIC RELATIONS	64833	5/1/17	3	2,833.34	SWF/CONSULTING SERVICE: GRANT FUNDING 05/2017	39 1829K 11
				8,500.00		
BC PUMP SALES & SERVICE, INC.	64938	5/11/17	1	410.51	WW/3 GORMAN RUPP AUTO AIR RELEASE VALVE REPAIR KIT	12 6032L 12
BOB WRIGHT CONSTRUCTION	64932	5/9/17	1	2,800.00	WD/SAW CUT 2 SITES/BACKHOE AND LABOR/INSTALL VALVE	11 6031D 11
BRENNTAG PACIFIC, INC.	64853	5/3/17	1	375.89	WD/CHEMICALS	11 6031T 11
BRENNTAG PACIFIC, INC.	64967	5/26/17	1	262.17	WD/CHEMICALS	11 6031T 11
BRENNTAG PACIFIC, INC.	64967	5/26/17	1	332.15	WD/CHEMICALS	11 6031T 11
				970.21		

**CAMBRIA COMMUNITY SERVICES DISTRICT  
EXPENDITURE REPORT  
FOR THE MONTH OF MAY, 2017**

<u>Vendor</u>	<u>Check #</u>	<u>Check Date</u>	<u>Line #</u>	<u>Line Amt</u>	<u>Line Description</u>	<u>Expense Acct</u>
BREZDEN PEST CONTROL, INC.	64854	5/3/17	1	420.00	SWF/MONTHLY SILVER PRO SERVICE - GOPHERS	40 6031Z 11
BREZDEN PEST CONTROL, INC.	64968	5/26/17	1	420.00	SWF/MONTHLY SILVER PRO SERVICE - GOPHERS	40 6031Z 11
				840.00		
BUHL, JASON	64834	5/1/17	1	45.00	WD/MONTHLY CELL PHONE REIMBURSEMENT 05/2017	11 6060C 11
BUSHWHACKER	64969	5/26/17	1	3,455.00	WW/MOW PUMP STATION B	12 6032D 12
BUSINESSPLANS, INC.	64970	5/26/17	1	273.00	ADM/MONTHLY HRA PLAN MAY 2017	01 6086 09
CAL WATER ENVIRONMNT ASSN	64980	5/26/17	1	172.00	WW/2017 CWEA ASSOCIATION RENEWAL EXP DATE 5/31/17	12 6055 12
CAMBRIA AUTO SUPPLY LP	64852	5/3/17	1	26.40	FD/HALOGEN LAMP	01 6041L 01
CAMBRIA AUTO SUPPLY LP	64917	5/9/17	1	8.24	FD/WASHER FLUID	01 6041L 01
CAMBRIA AUTO SUPPLY LP	64917	5/9/17	1	10.30	FD/BULB AND BACK UP LIGHT BULB	01 6041L 01
CAMBRIA AUTO SUPPLY LP	64852	5/3/17	1	8.40	FD/HEATER FITTING	01 6090 01
CAMBRIA AUTO SUPPLY LP	64917	5/9/17	1	70.59	F&R/3 TON JACK STAND / 2DR FLX HDLE 15 IN	01 6090 02
CAMBRIA AUTO SUPPLY LP	64917	5/9/17	1	10.79	WD/NAPA HEAVY DUTY 30QT	11 6041L 11
CAMBRIA AUTO SUPPLY LP	64936	5/11/17	1	40.82	WW/NAPA COOLANT FILTER	12 6041L 12
CAMBRIA AUTO SUPPLY LP	64936	5/11/17	1	40.82	WW/NAPA COOLANT FILTER	12 6041L 12
CAMBRIA AUTO SUPPLY LP	64936	5/11/17	1	32.83	WW/HOSE CLAMP, VACUUM TUBING, FUEL FILTER PTEX	12 6041L 12
CAMBRIA AUTO SUPPLY LP	64936	5/11/17	1	3.58	WW/LMP BULB	12 6041L 12
				252.77		
CAMBRIA HARDWARE CENTER	64925	5/9/17	3	10.25	F&R/HARDWARE SUPPLIES	01 6033B 02
CAMBRIA HARDWARE CENTER	64925	5/9/17	1	32.16	ADM/HARDWARE SUPPLIES	01 6033B 09
CAMBRIA HARDWARE CENTER	64925	5/9/17	1	81.47	F&R/HARDWARE SUPPLIES	01 6033R 02
CAMBRIA HARDWARE CENTER	64925	5/9/17	2	67.19	F&R/HARDWARE SUPPLIES	01 6033V 02
CAMBRIA HARDWARE CENTER	64983	5/26/17	1	69.50	FD/HARDWARE SUPPLIES	01 6090 01
CAMBRIA HARDWARE CENTER	64925	5/9/17	3	35.47	WD/HARDWARE SUPPLIES	11 6031D 11
CAMBRIA HARDWARE CENTER	64925	5/9/17	4	14.45	WD/HARDWARE SUPPLIES	11 6031W 11
CAMBRIA HARDWARE CENTER	64925	5/9/17	2	11.78	WD/HARDWARE SUPPLIES	11 6041L 11
CAMBRIA HARDWARE CENTER	64945	5/11/17	3	86.64	WW/HARDWARE SUPPLIES	12 6032C 12
CAMBRIA HARDWARE CENTER	64945	5/11/17	4	98.28	WW/HARDWARE SUPPLIES	12 6032L 12

**CAMBRIA COMMUNITY SERVICES DISTRICT  
EXPENDITURE REPORT  
FOR THE MONTH OF MAY, 2017**

<u>Vendor</u>	<u>Check #</u>	<u>Check Date</u>	<u>Line #</u>	<u>Line Amt</u>	<u>Line Description</u>	<u>Expense Acct</u>
CAMBRIA HARDWARE CENTER	64945	5/11/17	2	242.37	WW/HARDWARE SUPPLIES	12 6032S 12
CAMBRIA HARDWARE CENTER	64945	5/11/17	1	83.97	WW/HARDWARE SUPPLIES	12 6032T 12
CAMBRIA HARDWARE CENTER	64945	5/11/17	5	41.00	WW/HARDWARE SUPPLIES	12 6033B 12
CAMBRIA HARDWARE CENTER	64925	5/9/17	1	434.42	SWF/HARDWARE SUPPLIES	40 6031Z 11
				1,308.95		
CAMBRIA PINES TREE SVC	65025	5/31/17	1	5,200.00	F&R/REMOVE DEAD TREES FROM BEHIND STATE PARK	01 6033G 02
CAMBRIA VILLAGE SQUARE	65006	5/26/17	1	588.99	ADM/MONTHLY COMMON AREA MAINT & INS MAR/APR 2017	01 6033G 09
CAMBRIA VILLAGE SQUARE	64846	5/1/17	1	3,431.45	ADM/MONTHLY OFFICE LEASE PMT 1316 TAMSEN 05/2017	01 6075 09
				4,020.44		
CARMEL & NACCASHA LLP	64972	5/26/17	1	625.77	FD/COUNSEL SERVICES FOR APRIL 2017	01 6080K 01
CARMEL & NACCASHA LLP	64972	5/26/17	2	62.69	F&R/COUNSEL SERVICES FOR APRIL 2017	01 6080K 02
CARMEL & NACCASHA LLP	64835	5/1/17	1	10,000.00	ADM/MONTHLY RETAINER 05/2017	01 6080K 09
CARMEL & NACCASHA LLP	64972	5/26/17	3	8,250.12	ADM/COUNSEL SERVICES FOR APRIL 2017	01 6080K 09
CARMEL & NACCASHA LLP	64972	5/26/17	7	(10,000.00)	ADM/REVERSE AMOUNT OF RETAINER	01 6080K 09
CARMEL & NACCASHA LLP	64972	5/26/17	4	1,551.51	WD/COUNSEL SERVICES FOR APRIL 2017	11 6080K 11
CARMEL & NACCASHA LLP	64972	5/26/17	6	964.72	WW/COUNSEL SERVICES FOR APRIL 2017	12 6080K 12
CARMEL & NACCASHA LLP	64972	5/26/17	5	4,362.69	SWF/COUNSEL SERVICES FOR APRIL 2017	39 6080K 11
				15,817.50		
CAROLLO ENGINEERS	64971	5/26/17	1	14,365.00	WW/PROFESSIONAL SERVICES 04/01/17 - 04/30/17	12 6170 12
CAROLLO ENGINEERS	65013	5/31/17	1	26,008.32	WW/PROFESSIONAL SERVICES 12/1/16 - 3.31.17	12 6170 12
				40,373.32		
CAROLYN WINFREY	65010	5/26/17	1	654.83	WD/TRAINING FOR WATER USE EFFICIENCY GRADE 1 CERT	11 6120E 11
CDM SMITH INC.	64973	5/26/17	4	2,877.48	SWF/TASK ORDER #8 ENGINEERING SERVICES POST CONSTR	39 1829C 11
CDM SMITH INC.	64973	5/26/17	6	1,851.25	SWF/TASK ORDER #8 ENGINEERING SERVICES POST CONSTR	39 1829D 11
CDM SMITH INC.	64973	5/26/17	2	6,914.10	SWF/TASK ORDER #7 ENGINEERING SERVICES	39 1829D 11
CDM SMITH INC.	64973	5/26/17	2	348.09	SWF/TASK ORDER #8 ENGINEERING SERVICES POST CONSTR	39 1829H 11
CDM SMITH INC.	64973	5/26/17	1	632.49	SWF/TASK ORDER #7 ENGINEERING SERVICES	39 1829H 11
CDM SMITH INC.	64973	5/26/17	3	3,117.26	SWF/TASK ORDER #8 ENGINEERING SERVICES POST CONSTR	40 1829C 11

**CAMBRIA COMMUNITY SERVICES DISTRICT  
EXPENDITURE REPORT  
FOR THE MONTH OF MAY, 2017**

<u>Vendor</u>	<u>Check #</u>	<u>Check Date</u>	<u>Line #</u>	<u>Line Amt</u>	<u>Line Description</u>	<u>Expense Acct</u>
CDM SMITH INC.	64973	5/26/17	5	2,005.53	SWF/TASK ORDER #8 ENGINEERING SERVICES POST CONSTR	40 1829D 11
CDM SMITH INC.	64973	5/26/17	1	377.09	SWF/TASK ORDER #8 ENGINEERING SERVICES POST CONSTR	40 1829H 11
				18,123.29		
CELESTE CARDENAS	64881	5/4/17	1	12.94	MQ CUSTOMER REFUND	11 2005
CENTRAL COAST COFFEE ROASTING	65014	5/31/17	1	103.68	F&R/COFFEE ORDER	01 6090 02
CENTRAL COAST COFFEE ROASTING	64939	5/11/17	1	51.84	WW/COFFEE ORDER	12 6050 12
				155.52		
CHARTER COMMUNICATIONS	64974	5/26/17	1	119.98	WW/COAX INTERNET SERVICE 05/18/17 - 06/17/17	12 6060I 12
CINDY CLEVELAND	64976	5/26/17	1	3,920.00	SWF/WEEKLY MONITORING MARCH 4, 12, 19 & 26, 2017	40 6031Z 11
CINDY CLEVELAND	64976	5/26/17	1	5,200.00	SWF/WEEKLY MONITORING FEB 5, 13, 19 & 26, 2017	40 6031Z 11
				9,120.00		
CIT BANK, N.A.	64975	5/26/17	1	333.42	FD/MONTHLY PHONE CHARGES	01 6060P 01
CIT BANK, N.A.	64975	5/26/17	2	206.40	ADM/MONTHLY PHONE CHARGES	01 6060P 09
CIT BANK, N.A.	64975	5/26/17	3	113.97	WD/MONTHLY PHONE CHARGES	11 6060P 11
CIT BANK, N.A.	64975	5/26/17	4	113.97	WW/MONTHLY PHONE CHARGES	12 6060P 12
				767.76		
COASTAL COPY, INC.	64977	5/26/17	1	614.21	ADM/USAGE C3503/1370DN 04/14/17 - 05/13/17	01 6044 09
CORBIN WILLITS SYSTEMS	64836	5/1/17	1	1,224.12	ADM/MONTHLY SUPPORT AGRMT - MOM SOFTWARE 05/2017	01 6044 09
COURIER SYSTEMS	64918	5/9/17	1	14.00	ADM/COURIER FROM CARMEL & NACCASHA	01 6051 09
COURIER SYSTEMS	64940	5/11/17	1	14.00	ADM/PACKAGE TO CARMEL & NACASSA	01 6051 09
COURIER SYSTEMS	64940	5/11/17	1	14.00	ADM/PACKAGE TO SLO PUBLIC WORKS	01 6051 09
COURIER SYSTEMS	64978	5/26/17	1	12.00	ADM/PACKAGE TO CARMEL \$ NACCASSA	01 6051 09
				54.00		
CROSNO CONSTRUCTION INC	64919	5/9/17	1	24,070.00	WD/FISCALINI TANK REPLACEMENT RETENTION PMT	11 6170 11
CROSNO CONSTRUCTION INC	64919	5/9/17	1	1,187.50	WD/FISCALINI TANK REPLACEMENT WORK DONE	11 6170 11
				25,257.50		



**CAMBRIA COMMUNITY SERVICES DISTRICT  
EXPENDITURE REPORT  
FOR THE MONTH OF MAY, 2017**

<u>Vendor</u>	<u>Check #</u>	<u>Check Date</u>	<u>Line #</u>	<u>Line Amt</u>	<u>Line Description</u>	<u>Expense Acct</u>
CRYSTAL SPRINGS WATER CO.	64941	5/11/17	1	68.85	WW/FIRST HALF APRIL	12 6032T 12
CRYSTAL SPRINGS WATER CO.	64941	5/11/17	2	53.59	WW/FIRST SECOND HALF APRIL	12 6032T 12
				122.44		
CULLIGAN-KITZMAN WATER	64855	5/3/17	1	82.50	FD/WATER SOFTENER SERVICE AND RO SERVICE 4/1-4/30	01 6033B 01
CULLIGAN-KITZMAN WATER	64979	5/26/17	1	82.50	FD/WATER SOFTENER SERVICE AND RO SERVICE 5/1-5/31	01 6033B 01
				165.00		
DAVID CRYE, INC	64955	5/12/17	1	1,080.62	F&R/SUB HAULER TW/108 CLASS II BASE - B 4.18 & 19	01 6033R 02
DIANA'S CLEANING SERVICES	64942	5/11/17	1	300.00	WW/MONTHLY OFFICE CLEANING - APRIL 2017	12 6033B 12
DYER'S DIESELRO, INC.	64981	5/26/17	1	60.39	WW/SPRING BRAKE 3030	12 6041V 12
EMPLOYMENT DEVELOPMENT DEPT I	64959	5/17/17	1	64.00	FD/UNEMPLOYMENT BENEFITS	01 5112 01
EMPLOYMENT DEVELOPMENT DEPT I	64959	5/17/17	2	1.93	FD/UNEMPLOYMENT BENEFITS	01 5112 01
				65.93		
FARM SUPPLY COMPANY	64920	5/9/17	1	308.84	F&R/POISON OAK CLEANSER TECNU MILESTONE QT DYE MKS	01 6033R 02
FARM SUPPLY COMPANY	65015	5/31/17	1	293.82	F&R/DYE BIG FOOT BLUE SS QT & MILESTONE QT	01 6033R 02
				602.66		
FENCE FACTORY, THE	64921	5/9/17	1	52.50	F&R/TEMPORARY FENCE RENTAL 4/27/17 - 5/26/17	01 6033R 02
FERGUSON ENTERPRISES, INC #135	64856	5/3/17	1	740.03	WD/15 GPM MTR PIT PUMP BATRY PACK & CCYS 7.2V-18V	11 6031D 11
FERGUSON ENTERPRISES, INC #135	64922	5/9/17	1	1,723.65	WD/2 - 6DI MG RW OL GATE VLV L/A & ACCY PK W/GLND	11 6031D 11
FERGUSON ENTERPRISES, INC #135	65016	5/31/17	1	1,549.63	WD/ELLS & CAPS; PLUGS QUANTU COUP. MTR BUSH	11 6031D 11
FERGUSON ENTERPRISES, INC #135	65016	5/31/17	1	41.70	WD/LF 3/4 BRS 45 ELL & LF 1BRS 45 ELL	11 6031D 11
				4,055.01		
FGL ENVIRONMENTAL	64943	5/11/17	1	196.00	WD/SUPPORT ANANLYSIS CCR2016-MULITPLE SOURCE MARCH	11 6091 11
FGL ENVIRONMENTAL	64982	5/26/17	1	95.00	WD/BACTI ANALYSIS 4/11/17 & SUPPORT ANALYSIS	11 6091 11
FGL ENVIRONMENTAL	64982	5/26/17	1	25.00	WD/BACTI ANALYSIS 04/11/17	11 6091 11
FGL ENVIRONMENTAL	64982	5/26/17	1	95.00	WD/BACTI ANALYSIS 4/18/17 SUPPORT ANALYSIS	11 6091 11

**CAMBRIA COMMUNITY SERVICES DISTRICT  
EXPENDITURE REPORT  
FOR THE MONTH OF MAY, 2017**

<u>Vendor</u>	<u>Check #</u>	<u>Check Date</u>	<u>Line #</u>	<u>Line Amt</u>	<u>Line Description</u>	<u>Expense Acct</u>
FGL ENVIRONMENTAL	64982	5/26/17	1	25.00	WD/BACTI ANALYSIS 04/18/17	11 6091 11
FGL ENVIRONMENTAL	64982	5/26/17	1	95.00	WD/BACTI ANALYSIS 4/25/17 & SUPPORT ANALYSIS	11 6091 11
FGL ENVIRONMENTAL	64982	5/26/17	1	75.00	WD/BACTI ANALYSIS 05/02/17	11 6091 11
FGL ENVIRONMENTAL	64982	5/26/17	1	115.00	WD/BACTI ANALYSIS 05/02/17 & SUPPORT ANALYSIS	11 6091 11
FGL ENVIRONMENTAL	65017	5/31/17	1	95.00	WD/BACTI ANALYSIS 05/09/17 & SUPPORT ANALYSIS	11 6091 11
FGL ENVIRONMENTAL	65017	5/31/17	1	95.00	WD/BACTI ANALYSIS 05/16/17 & SUPPORT ANALYSIS	11 6091 11
FGL ENVIRONMENTAL	65017	5/31/17	1	50.00	WD/BACTI ANALYSIS 05/16/17 COLIFORM QUANTI -TRAY18	11 6091 11
FGL ENVIRONMENTAL	64943	5/11/17	1	1,458.00	WW/INORGANIC ANALYSIS 04/03/17 & SUPPORT ANALYSIS	12 6091 12
FGL ENVIRONMENTAL	64943	5/11/17	1	528.00	WW/INORGANIC ANALYSIS 04/04/17 & ORGANIC ANALYSIS	12 6091 12
FGL ENVIRONMENTAL	64943	5/11/17	1	244.00	WW/INORGANIC ANALYSIS 04/04/17 & SUPPORT ANALYSIS	12 6091 12
FGL ENVIRONMENTAL	64943	5/11/17	1	315.00	WW/INORGANIC ANALYSIS 04/06/17;ORGANIC ANALYSIS	12 6091 12
				3,506.00		
FIRST BANKCARD	64880	5/4/17	5	285.00	F&R/COMPACTOR DOUBLE DRUM, TRAILER	01 6033R 02
FIRST BANKCARD	64880	5/4/17	1	-	ADM/M MADRID VISA CHARGES APRIL 2017	01 6041L
FIRST BANKCARD	64880	5/4/17	2	25.65	ADM/FUEL FOR DISTRICT VEHICLE	01 6041L 09
FIRST BANKCARD	64880	5/4/17	14	9.79	ADM/FUEL FOR DISTRICT VEHICLE	01 6041L 09
FIRST BANKCARD	64880	5/4/17	1	-	F&R/C MENDOZA VISA CHARGES APRIL 2017	01 6041N 01
FIRST BANKCARD	64880	5/4/17	2	39.82	F&R/BOSCH ROUTER EDGE GUIDE	01 6041N 02
FIRST BANKCARD	64880	5/4/17	3	168.48	F&R/UWS ALUMINUM TOOL BOX FOR ATVS	01 6041N 02
FIRST BANKCARD	64880	5/4/17	4	178.84	F&R/KOLPIN CONVERTIBLE REAR DROP RACK	01 6041N 02
FIRST BANKCARD	64880	5/4/17	12	119.43	FD/RESTROOM SIGN "ALL GENDER RESTROOM"	01 6050 01
FIRST BANKCARD	64880	5/4/17	10	39.82	F&R/RESTROOM SIGN "ALL GENDER RESTROOM"	01 6050 02
FIRST BANKCARD	64880	5/4/17	1	-	ADM/J GRUBER VISA CHARGES APRIL 2017	01 6050 09
FIRST BANKCARD	64880	5/4/17	2	15.00	ADM/NOTARY EXPENSE CCSD TRANSFER	01 6050 09
FIRST BANKCARD	64880	5/4/17	6	15.00	ADM/NOTARY EXPENSE LAND CONSERVANCY GRANT DEED	01 6050 09
FIRST BANKCARD	64880	5/4/17	7	43.01	ADM/TOASTER OVEN FOR ADMIN STAFF	01 6050 09
FIRST BANKCARD	64880	5/4/17	9	119.46	ADM/RESTROOM SIGN "ALL GENDER RESTROOM"	01 6050 09
FIRST BANKCARD	64880	5/4/17	12	39.00	FD/OVERLIMIT CHARGES	01 6052 01
FIRST BANKCARD	64880	5/4/17	7	18.00	FD/FULCRUMAPP MONTHLY SERVICE	01 6060I 01
FIRST BANKCARD	64880	5/4/17	13	14.99	ADM/ADOBEPRO APPLICATION UTILITY DESK	01 6060I 09
FIRST BANKCARD	64880	5/4/17	1	-	ADM/R GRESENS VISA CHARGES APRIL 2017	01 6060I 09
FIRST BANKCARD	64880	5/4/17	8	14.99	WD/ADOBEACROPRO MONTHLY SERVICE GRESENS	01 6060I 09
FIRST BANKCARD	64880	5/4/17	9	14.99	WD/ADOBEACROPRO MONTHLY SERVICE WINFREY	01 6060I 09

**CAMBRIA COMMUNITY SERVICES DISTRICT  
EXPENDITURE REPORT  
FOR THE MONTH OF MAY, 2017**

<u>Vendor</u>	<u>Check #</u>	<u>Check Date</u>	<u>Line #</u>	<u>Line Amt</u>	<u>Line Description</u>	<u>Expense Acct</u>
FIRST BANKCARD	64880	5/4/17	11	47.58	FD/TRUE METRIX SELF MONITORING CONTROL SOLUTION	01 6089 01
FIRST BANKCARD	64880	5/4/17	3	459.80	FD/FIVE CVEST RED LARGE AND XLARGE	01 6090 01
FIRST BANKCARD	64880	5/4/17	4	21.78	FD/HONDA AIR CLEANER ELEMENT	01 6090 01
FIRST BANKCARD	64880	5/4/17	5	75.98	FD/DARK GUATEMALA & DARK ROAST ORGANIC COFFEE	01 6090 01
FIRST BANKCARD	64880	5/4/17	6	14.80	FD/DRINKING WATER	01 6090 01
FIRST BANKCARD	64880	5/4/17	8	86.99	FD/FUEL FOR 5791 WUI DRILL 4/12/17	01 6090 01
FIRST BANKCARD	64880	5/4/17	7	40.84	FD/ENGRAVED NAME PLATES AND HOLDER	01 6094 01
FIRST BANKCARD	64880	5/4/17	9	328.95	FD/NAMETAGS & PASSPORT TAGS	01 6094 01
FIRST BANKCARD	64880	5/4/17	3	56.84	ADM/MEETING WITH PRESIDENT RICE	01 6115 09
FIRST BANKCARD	64880	5/4/17	4	50.46	ADM/MEETING TO DISCUSS HR ISSUES/JOB DESCRIPTIONS	01 6115 09
FIRST BANKCARD	64880	5/4/17	5	4.00	ADM/MEETING WITH BRUCE GIBSON & COUNTY STAFF	01 6115 09
FIRST BANKCARD	64880	5/4/17	4	177.02	ADM/SPECIAL BOARD MEETING CLOSED SESSION LUNCH	01 6115 09
FIRST BANKCARD	64880	5/4/17	8	45.79	ADM/BOARD PACKETS - WORKING LUNCH	01 6115 09
FIRST BANKCARD	64880	5/4/17	1	-	FD/ E TORLANO VISA CHARGES APRIL 2017	01 6120E 01
FIRST BANKCARD	64880	5/4/17	2	3,465.00	FD/7 STUDENTS WATER RESCUE REGISTRATION (FMC)	01 6120E 01
FIRST BANKCARD	64880	5/4/17	10	495.00	FD/A HUNT DRIVER/OPERATOR 1B COURSE LODGING	01 6120E 01
FIRST BANKCARD	64880	5/4/17	1	-	FD/W HOLLINGSWORTH VISA CHARGES APRIL 2017	01 6120E 01
FIRST BANKCARD	64880	5/4/17	2	132.09	FD/FIRE INSPECT & CODE ENFORCEMENT 8TH EDITION	01 6120E 01
FIRST BANKCARD	64880	5/4/17	3	502.81	FD/INSPECTOR 1C COURSE SACRAMENTO 5/21 - 05/24/17	01 6120E 01
FIRST BANKCARD	64880	5/4/17	4	310.16	FD/INSPECTOR 1C COURSE SACRAMENTO 06/7 - 06/9/17	01 6120E 01
FIRST BANKCARD	64880	5/4/17	5	55.66	FD/INSPECTOR 1C COURSE SACRAMENTO	01 6120E 01
FIRST BANKCARD	64880	5/4/17	6	42.77	FD/INSPECTOR 1C COURSE SACRAMENTO	01 6120E 01
FIRST BANKCARD	64880	5/4/17	1	-	ADM/A RICE VISA CHARGES APRIL 2017	01 6120E 09
FIRST BANKCARD	64880	5/4/17	2	3.00	ADM/PARKING FEES SAN LUIS OBISPO	01 6120E 09
FIRST BANKCARD	64880	5/4/17	8	103.60	ADM/MEETING IN SCRAMENTO WITH OFFICIALS	01 6120E 09
FIRST BANKCARD	64880	5/4/17	9	25.65	ADM/MEETING IN SCRAMENTO WITH OFFICIALS	01 6120E 09
FIRST BANKCARD	64880	5/4/17	10	3.06	ADM/MEETING IN SCRAMENTO WITH OFFICIALS	01 6120E 09
FIRST BANKCARD	64880	5/4/17	11	21.86	ADM/MEETING IN SCRAMENTO WITH OFFICIALS	01 6120E 09
FIRST BANKCARD	64880	5/4/17	12	9.24	ADM/MEETING IN SCRAMENTO WITH OFFICIALS	01 6120E 09
FIRST BANKCARD	64880	5/4/17	13	222.25	ADM/MEETING IN SCRAMENTO WITH OFFICIALS	01 6120E 09
FIRST BANKCARD	64880	5/4/17	5	(325.00)	ADM/CANCELLED CSDA CONFERENCE APRIL 2017 GRUBER	01 6120E 09
FIRST BANKCARD	64880	5/4/17	6	(325.00)	ADM/CANCELLED CSDA CONFERENCE APRIL 2017 MADRID	01 6120E 09
FIRST BANKCARD	64880	5/4/17	7	135.46	ADM/SDRMA EDUCATION DAY 03/27/17 H DODSON	01 6120E 09
FIRST BANKCARD	64880	5/4/17	3	4.27	ADM/GAIL ROBINETTE CARD BOARD MEETING 03/23/17	01 6124 09

**CAMBRIA COMMUNITY SERVICES DISTRICT  
EXPENDITURE REPORT  
FOR THE MONTH OF MAY, 2017**

<u>Vendor</u>	<u>Check #</u>	<u>Check Date</u>	<u>Line #</u>	<u>Line Amt</u>	<u>Line Description</u>	<u>Expense Acct</u>
FIRST BANKCARD	64880	5/4/17	6	315.00	WD/AWWA TRAINING: SERVICE LINES, BACTERIAL TESTING	11 6120E 11
FIRST BANKCARD	64880	5/4/17	7	117.55	WD/WATER DISTRIBUTION SYSTEM COURSE EDITION 6	11 6120E 11
FIRST BANKCARD	64880	5/4/17	11	159.24	WW/RESTROOM SIGN "ALL GENDER RESTROOM"	12 6050 12
FIRST BANKCARD	64880	5/4/17	2	50.00	WW/FISH AND WILDLIFE FILING 40-03312017-073	12 6055 12
FIRST BANKCARD	64880	5/4/17	4	0.75	WW/FISH AND WILDLIFE FILING SERVICE FEE	12 6055 12
FIRST BANKCARD	64880	5/4/17	10	9.70	WD/COPY OF PRINT TO SUPPORT SWF DRAINAGE DESIGN	39 1829F 11
FIRST BANKCARD	64880	5/4/17	3	50.00	SWF/FISH AND WILDLIFE FILING 40-03312017-074	39 6055 11
FIRST BANKCARD	64880	5/4/17	5	0.74	SWF/FISH AND WILDLIFE FILING SERVICE FEE	39 6055 11
				8,156.96		
FORD MOTOR CREDIT COMPANY LLC	64923	5/9/17	1	637.09	F&R/2016 FORD F-250 WITH UTILITY BODY	01 2516 02
GERBER'S AUTO SERVICE	65019	5/31/17	1	176.10	F&R/REPLACE OIL & FILTER & TRAILER PLUG CONNECTOR	01 6041L 02
GERBER'S AUTO SERVICE	64944	5/11/17	1	1,012.74	WD/BFG TIRES VALVE STEM FORD F250 SD	11 6041L 11
GERBER'S AUTO SERVICE	64858	5/3/17	1	300.55	WW/REPLACE ALTERNATOR & IDLER PULLER FORD F-150XL	12 6041L 12
GERBER'S AUTO SERVICE	64944	5/11/17	1	53.56	WW/ENGINE OIL AND FILTER	12 6041L 12
GERBER'S AUTO SERVICE	64944	5/11/17	1	55.51	WW/REPLACE OIL & FILTER/HAZARDOUS WASTE OIL/LABOR	12 6041L 12
GERBER'S AUTO SERVICE	64956	5/12/17	1	50.34	WW/REPLACE OIL & FILTER - HAZARDOUS WATER FEE OIL	12 6041L 12
				1,648.80		
GRESENS, ROBERT C.	64838	5/1/17	1	100.00	WD/MONTHLY CELL PHONE REIMBURSEMENT 05/2017	11 6060C 11
GRUBER, JEROME	64839	5/1/17	1	100.00	ADM/MONTHLY CELL PHONE REIMBURSEMENT 05/2017	01 6060C 09
HAAKER EQUIPMENT COMPANY	64957	5/12/17	1	124.70	WW/VA 43941F HANDLE FOR ANCHOR SHIPPING & TAX	12 6041L 12
HAAKER EQUIPMENT COMPANY	64859	5/3/17	1	285.13	WW/SWIVEL 1" 90 DEG VA HA40052HD	12 6041V 12
				409.83		
HALEY DODSON	64837	5/1/17	1	45.00	ADM/MONTHLY CELL PHONE REIMBURSEMENT 05/2017	01 6060C 09
HAMON OVERHEAD DOOR COMPANY	64860	5/3/17	1	239.25	FD/LONG STEM STEEL ROLLER 2" LUBE & LABOR	01 6090 01
HAYWARD LUMBER	64926	5/9/17	1	2,178.71	F&R/DOMINO JOINER SET/TENON/SANDER & PADS FOR FRP	01 6033R 02
HD SUPPLY FACILITIES MAINTENAN	65005	5/26/17	1	709.86	WD/FOOT VALVE & STRAINER SHUTOFF TOOL	11 6031D 11

**CAMBRIA COMMUNITY SERVICES DISTRICT  
EXPENDITURE REPORT  
FOR THE MONTH OF MAY, 2017**

<u>Vendor</u>	<u>Check #</u>	<u>Check Date</u>	<u>Line #</u>	<u>Line Amt</u>	<u>Line Description</u>	<u>Expense Acct</u>
HD SUPPLY FACILITIES MAINTENAN	65005	5/26/17	1	90.84	WW/TIGERTAIL ROPE & PIRANHA SEWER HOSE	12 6032C 12
HD SUPPLY FACILITIES MAINTENAN	65005	5/26/17	1	20.05	WW/ANSI CLASS 2 MESH VEST LIME SEWER DEPT LOGO	12 6032C 12
HD SUPPLY FACILITIES MAINTENAN	64950	5/11/17	1	1,327.30	WW/SEWAGE EJECTOR PUMP MICRON PLEATED CARTRIDGE	12 6032L 12
HD SUPPLY FACILITIES MAINTENAN	65005	5/26/17	1	182.46	WW/80 CPVC SOCKET UNION SEALS MALE ADAPTER & PIPE	12 6032L 12
HD SUPPLY FACILITIES MAINTENAN	64876	5/3/17	1	1,666.55	WW/POLYBLEND PUMP COMPLETE PUMP	12 6032S 12
HD SUPPLY FACILITIES MAINTENAN	65005	5/26/17	1	1,027.19	WW/SOCKET UNION MANHOLE COVER LIFTER & DEBRIS CATH	12 6035T 12
HD SUPPLY FACILITIES MAINTENAN	65005	5/26/17	1	324.66	WW/LINE-UP PRY BAR SET & DEBRIS BASKET	12 6035T 12
HD SUPPLY FACILITIES MAINTENAN	65005	5/26/17	1	1,769.57	WW/2500 PSI PIRANHA SEWER HOSE AND FITTINGS	12 6041V 12
HD SUPPLY FACILITIES MAINTENAN	64876	5/3/17	1	60.19	WW/SOCKET FLANGES	12 6170 12
HD SUPPLY FACILITIES MAINTENAN	64950	5/11/17	1	2,116.69	WW/THREADED FLANGE & PRESS REDUCTION SUSTAIN VALVE	12 6170 12
HD SUPPLY FACILITIES MAINTENAN	64876	5/3/17	1	184.45	SWF/PIPE REPAIR KIT & DIRECTIONAL FLOW TAPE	40 6031Z 11
HD SUPPLY FACILITIES MAINTENAN	64950	5/11/17	1	169.02	SWF/DIECUT LETTERING	40 6031Z 11
HD SUPPLY FACILITIES MAINTENAN	65005	5/26/17	1	38.42	SWF/THREADED FLANGE 316SS	40 6031Z 11
				9,687.25		
HOLLINGSWORTH, WILLIAM	64840	5/1/17	1	100.00	FD/MONTHLY CELL PHONE REIMBURSEMENT 05/2017	01 6060C 01
HOLLINGSWORTH, WILLIAM	64960	5/18/17	1	175.00	FD/FIRE INSPECTOR 1B COURSE SACRAMENTO	01 6120E 01
				275.00		
HOME DEPOT CREDIT SERVICE	64927	5/9/17	1	16.13	F&R/ROUND UP SPRAYER	01 6033R 02
HOME DEPOT CREDIT SERVICE	64927	5/9/17	1	107.12	F&R/POPLAR BOARD/LABOR FEE & Mallet	01 6033V 02
				123.25		
INNOVATIVE CONCEPTS	64841	5/1/17	2	25.00	FD/FIRE WEBSITE HOSTING 05/2017	01 6044 01
INNOVATIVE CONCEPTS	64841	5/1/17	1	25.00	ADM/CIS HOSTING 05/2017	01 6044 09
				50.00		
INTL' INST MUNI CLERKS	64984	5/26/17	1	185.00	ADM/ANNUAL MEMBERSHIP FEE THRU 06/30/18	01 6054 09
J B DEWAR	64861	5/3/17	1	1,234.98	FD/100 GALLONS GAS & 340 GALLONS DIESEL	01 6096 01
J B DEWAR	64861	5/3/17	1	986.57	FD/340 GALLONS DIESEL	01 6096 01
J B DEWAR	65020	5/31/17	1	1,171.63	F&R/300 GALLONS GAS &130.7 GALLONS DIEESEL	01 6096 02
				3,393.18		
JOHN ALLCHIN	64832	5/1/17	1	45.00	WW/MONTHLY CELL PHONE REIMBURSEMENT 05/2017	12 6060C 12

**CAMBRIA COMMUNITY SERVICES DISTRICT  
EXPENDITURE REPORT  
FOR THE MONTH OF MAY, 2017**

<u>Vendor</u>	<u>Check #</u>	<u>Check Date</u>	<u>Line #</u>	<u>Line Amt</u>	<u>Line Description</u>	<u>Expense Acct</u>
JOHN DEERE FINANCIAL	64842	5/1/17	1	522.49	F&R/MONTHLY PMT COMPACT UTILITY TRACTOR 05/2017	01 2513 02
JOHN POULOS	64998	5/26/17	1	75.00	FD/WEED EATER REPAIR	01 6033G 01
JOHN POULOS	65026	5/31/17	1	185.00	F&R/REPAIR DR MOWER WHEEL DRIVE CUTTING LINE	01 6040 02
				260.00		
LIBERTY COMPOSTING, INC.	64985	5/26/17	1	6,750.24	WW/TIPPING FEES BIOSOLIDS APRIL 2017	12 6032S 12
MADRID, MONIQUE	64843	5/1/17	1	100.00	ADM/MONTHLY CELL PHONE REIMBURSEMENT 05/2017	01 6060C 09
MEC EQUIPMENT	64863	5/3/17	1	63.29	WW/LABOR ON CAMERA POWER SUPPLY CARRYING CASE	12 6035T 12
MED-STOPS MEDICAL CLINIC, INC	64986	5/26/17	1	1,825.00	FD/EMPLOYEE PHYSICALS	01 6220H 01
MEL'S LOCK & KEY	65021	5/31/17	1	76.47	F&R/VH KITCHEN DOOR SERVICE CALL 05.18.17	01 6033V 02
MENDOZA, CARLOS	64844	5/1/17	2	22.50	F&R/MONTHLY CELL PHONE REIMBURSEMENT 05/2017	01 6060C 02
MENDOZA, CARLOS	64844	5/1/17	1	22.50	ADM/MONTHLY CELL PHONE REIMBURSEMENT 05/2017	01 6060C 09
				45.00		
MICHAEL BAKER INTERNATIONAL	64994	5/26/17	1	9,064.67	SWF/ADAPTIVE MANAGEMENT PLAN UPDATE & COORDINATION	39 1829 11
MICHAEL BAKER INTERNATIONAL	64994	5/26/17	1	9,438.84	SWF/FINAL ENVIRO IMPACT REPORT AND PROJECT MGMT	39 1829C 11
MICHAEL BAKER INTERNATIONAL	64994	5/26/17	1	18,730.90	SWF/PROFESSIONAL CONSULTING SERVICES 4/3-4/30,2017	39 1829C 11
				37,234.41		
MICHELLE DYER	64953	5/12/17	1	212.27	WD/YIELD PENETRATING AND LUBRICATION OIL 12 OZ CAS	11 6031D 11
MICHELLE DYER	64966	5/26/17	1	1,209.60	WD/NBKVLVVCBCC PULSAR KOPKIT	11 6031R 11
MICHELLE DYER	64849	5/3/17	1	1,992.84	WW/SERVIE SAFETY CABINETS ADV ADJUSTABLE TRIPOD	12 6048 12
MICHELLE DYER	64935	5/11/17	1	85.00	WW/SERVICE SAFETY CABINETS	12 6048 12
MICHELLE DYER	64966	5/26/17	1	704.95	SWF/DRUM SPILL CONTAINMENT BASIN/PALLET AND LABEL	40 6031Z 12
				4,204.66		
MINER'S ACE HARDWARE	65022	5/31/17	1	271.68	F&R/C+K EXT PP1 FLT NEUT 5G & BULB HIPRSS SODIUM70	01 6033V 02
MISSION LINEN SUPPLY	64928	5/9/17	1	75.30	WD/TOWELS AND RUGS	11 6094 11

**CAMBRIA COMMUNITY SERVICES DISTRICT  
EXPENDITURE REPORT  
FOR THE MONTH OF MAY, 2017**

<u>Vendor</u>	<u>Check #</u>	<u>Check Date</u>	<u>Line #</u>	<u>Line Amt</u>	<u>Line Description</u>	<u>Expense Acct</u>
MISSION LINEN SUPPLY	64987	5/26/17	1	62.90	WD/TOWELS AND RUGS	11 6094 11
MISSION LINEN SUPPLY	64987	5/26/17	1	140.62	WD/TOWELS AND RUGS	11 6094 11
MISSION LINEN SUPPLY	65023	5/31/17	1	62.90	WD/TOWELS AND RUGS	11 6094 11
MISSION LINEN SUPPLY	65023	5/31/17	1	62.90	WD/TOWELS AND RUGS	11 6094 11
MISSION LINEN SUPPLY	64864	5/3/17	1	12.95	WW/TOWELS AND RUGS	12 6033B 12
MISSION LINEN SUPPLY	64987	5/26/17	1	12.95	WW/TOWELS AND RUGS	12 6033B 12
MISSION LINEN SUPPLY	64987	5/26/17	1	12.95	WW/TOWELS AND RUGS	12 6033B 12
MISSION LINEN SUPPLY	64987	5/26/17	1	12.95	WW/TOWELS AND RUGS	12 6033B 12
MISSION LINEN SUPPLY	65023	5/31/17	1	12.95	WW/TOWELS AND RUGS	12 6033B 12
				469.37		
MORTIMER FERNANDEZ-LOPEZ	64988	5/26/17	1	325.00	WW/REPAIR MAIN GATE AT WWTP	12 6033G 12
NERELLI WELDING, INC.	64989	5/26/17	1	2,187.50	WW/REPAIR LANDING & SAFETY RAILS ON DIGESTER	12 6170 12
NOBLE SAW, INC.	65024	5/31/17	1	83.79	F&R/TRMMR HEAD, SEMI-MATC GRIP ASSY	01 6033R 02
ORKIN	64865	5/3/17	1	65.00	FD/PREVENTATIVE PEST CONTROL SERVICE	01 6090 01
PACIFIC GAS & ELECTRIC	64958	5/12/17	4	625.23	FD/ELEC SVC 2850 BURTON DRIVE APRIL 2017	01 6060E 01
PACIFIC GAS & ELECTRIC	64958	5/12/17	5	23.10	FD/ELEC SVC 2850 BURTON DRIVE APRIL 2017	01 6060E 01
PACIFIC GAS & ELECTRIC	64958	5/12/17	1	28.54	F&R/ELEC SVC WEST VILLAGE RESTROOM APRIL 2017	01 6060E 02
PACIFIC GAS & ELECTRIC	64958	5/12/17	2	29.64	F&R/ELEC SVC EAST VILLAGE RESTROOM APRIL 2017	01 6060E 02
PACIFIC GAS & ELECTRIC	64958	5/12/17	3	430.91	F&R/ELEC SVC VETERANS HALL APRIL 2017	01 6060E 02
PACIFIC GAS & ELECTRIC	64958	5/12/17	8	1,213.92	F&R/ELEC SVC STREET LIGHTING APRIL 2017	01 6060E 02
PACIFIC GAS & ELECTRIC	64866	5/3/17	1	19.71	ADM/ELEC SVC 1316 TAMSEN #203 APRIL 2017	01 6060E 09
PACIFIC GAS & ELECTRIC	64958	5/12/17	6	491.09	ADM/ELEC SVC 1316 TAMSON DRIVE APRIL 2017	01 6060E 09
PACIFIC GAS & ELECTRIC	64958	5/12/17	7	112.60	ADM/ELEC SV RADIO SHACK APRIL 2017	01 6060E 09
PACIFIC GAS & ELECTRIC	64866	5/3/17	1	9.86	WD/ELEC SVC 7806 VAN GORDON CREEK RD APRIL 2017	11 6060E 11
PACIFIC GAS & ELECTRIC	64929	5/9/17	1	23.87	WD/ELEC SVC 9110 CHARING LN - APRIL 2017	11 6060E 11
PACIFIC GAS & ELECTRIC	64929	5/9/17	2	378.67	WD/ELEC SVC 1320 SAN SIMEON CRK RD - APRIL 2017	11 6060E 11
PACIFIC GAS & ELECTRIC	64929	5/9/17	3	543.44	WD/ELEC SVC 1330 SAN SIMEON CRK RD - APRIL 2017	11 6060E 11
PACIFIC GAS & ELECTRIC	64929	5/9/17	4	3,454.26	WD/ELEC SVC 1340 SAN SIMEON CRK RD - APRIL 2017	11 6060E 11
PACIFIC GAS & ELECTRIC	64929	5/9/17	5	544.97	WD/ELEC SVC 6425 CAMBRIA PINES RD - APRIL 2017	11 6060E 11

**CAMBRIA COMMUNITY SERVICES DISTRICT  
EXPENDITURE REPORT  
FOR THE MONTH OF MAY, 2017**

<u>Vendor</u>	<u>Check #</u>	<u>Check Date</u>	<u>Line #</u>	<u>Line Amt</u>	<u>Line Description</u>	<u>Expense Acct</u>
PACIFIC GAS & ELECTRIC	64929	5/9/17	6	28.84	WD/ELEC SVC 988 MANOR WAY - APRIL 2017	11 6060E 11
PACIFIC GAS & ELECTRIC	64929	5/9/17	7	3,249.74	WD/ELEC SVC 2031 RODEO GROUNDS - APRIL 2017	11 6060E 11
PACIFIC GAS & ELECTRIC	64929	5/9/17	8	39.49	WD/ELEC SVC 2499 VILLAGE LN - APRIL 2017	11 6060E 11
PACIFIC GAS & ELECTRIC	64929	5/9/17	9	614.45	WD/ELEC SVC 1975 STUART ST - APRIL 2017	11 6060E 11
PACIFIC GAS & ELECTRIC	64929	5/9/17	1	1,448.66	WD/ELEC SVC 2820 SANTA ROSA CRK RD PUMP APRIL 2017	11 6060E 11
PACIFIC GAS & ELECTRIC	64866	5/3/17	1	55.25	WW/ELEC SVC SAN SIMEON CREEK ROAD APRIL 2017	12 6060E 12
PACIFIC GAS & ELECTRIC	64946	5/11/17	1	315.05	W//ELEC SVC LIFT STATION A APRIL 2017	12 6060E 12
PACIFIC GAS & ELECTRIC	64946	5/11/17	2	187.79	WW/ELEC SVC LIFT STATION 9 APRIL 2017	12 6060E 12
PACIFIC GAS & ELECTRIC	64946	5/11/17	3	128.98	WW/ELEC SVC LIFT STATION B-2 APRIL 2017	12 6060E 12
PACIFIC GAS & ELECTRIC	64946	5/11/17	4	261.92	WW/ELEC SVC LIFT STATION A-1 APRIL 2017	12 6060E 12
PACIFIC GAS & ELECTRIC	64946	5/11/17	5	568.69	WW/ELEC SVC LIFT STATION B APRIL 2017	12 6060E 12
PACIFIC GAS & ELECTRIC	64946	5/11/17	6	238.13	WW/ELEC SVC LIFT STATION B-3 APRIL 2017	12 6060E 12
PACIFIC GAS & ELECTRIC	64946	5/11/17	7	388.42	WW/ELEC SVC LIFT STATION B-4 APRIL 2017	12 6060E 12
PACIFIC GAS & ELECTRIC	64946	5/11/17	9	21.58	WW/ ELEC SVC LIFT STATION 8 APRIL 2017	12 6060E 12
PACIFIC GAS & ELECTRIC	64946	5/11/17	10	12,888.76	WW/ELEC SVC TREATMENT PLANT APRIL 2017	12 6060E 12
PACIFIC GAS & ELECTRIC	64946	5/11/17	11	17.62	WW/ELEC SVC LIFT STATION 4 APRIL 2017	12 6060E 12
PACIFIC GAS & ELECTRIC	64946	5/11/17	12	146.34	WW/ELEC SVC LIFT STATION B-1 APRIL 2017	12 6060E 12
PACIFIC GAS & ELECTRIC	64929	5/9/17	1	1,120.02	SWF/ELEC SVC 900 S SIMEON CRK TR PLANT APRIL 2017	39 6060E 11
PACIFIC GAS & ELECTRIC	64929	5/9/17	1	179.21	SWF/ELEC SVC S SIMEON CRK RD EVAP POND APRIL 2017	39 6060E 11
PACIFIC GAS & ELECTRIC	64946	5/11/17	8	21.21	SWF/ELEC SVC LIFT STN WELL PUMP 9P7 FLD APRIL 2017	39 6060E 11
				29,849.96		
PAPROS, INC.	64990	5/26/17	1	3,500.00	WW/ODOR MANAGEMENT PLAN FOR CCSD WWTP	12 6032S 12
PATRICK OREILLY	64845	5/1/17	1	100.00	ADM/MONTH CELL PHONE REIMBURSEMENT 05/2017	01 6060C 09
PLACER TITLE COMPANY	64991	5/26/17	1	679.00	RC/VLM FEES PREPAID FOR CROSS APN 022.212.019	11 6080V 10
PLACER TITLE COMPANY	64991	5/26/17	1	679.00	RC/PREPAID VLM FEES JOHNSON APN 024.342.005	11 6080V 10
PLACER TITLE COMPANY	64991	5/26/17	1	679.00	RC/PREPAID VLM FEES APNS 023.235.001/023.235.002	11 6080V 10
PLACER TITLE COMPANY	64991	5/26/17	1	679.00	RC/VLM FEES PREPAID FOR RADECKI APN 023.041.029	11 6080V 10
				2,716.00		
PROCARE JANITORIAL SUPPLY	64992	5/26/17	1	94.36	F&R/IN-SIGHT LEV-R-MATIC ROLL TOWEL DISPENSER	01 6090 02



**CAMBRIA COMMUNITY SERVICES DISTRICT  
EXPENDITURE REPORT  
FOR THE MONTH OF MAY, 2017**

<u>Vendor</u>	<u>Check #</u>	<u>Check Date</u>	<u>Line #</u>	<u>Line Amt</u>	<u>Line Description</u>	<u>Expense Acct</u>
QUILL CORP	64867	5/3/17	1	169.69	ADM/INDEX TABS WATER AND PAPER	01 6050 09
QUILL CORP	64867	5/3/17	1	298.77	ADM/PAPER AND WATER OFFICE SUPPLIES	01 6050 09
QUILL CORP	64867	5/3/17	1	107.24	ADM/DELL 23.81 INCH LED MONITOR	01 6050 09
QUILL CORP	64993	5/26/17	1	331.77	ADM/WATER/PAPER/POST ITS/CLIPS/RULER/CREAMER/IBUPR	01 6050 09
QUILL CORP	64947	5/11/17	1	225.21	WW/3-DRAWER FILE	12 6095 12
QUILL CORP	64947	5/11/17	1	47.18	WW/FILES STRG FILES W/LIDS	12 6095 12
QUILL CORP	64993	5/26/17	1	740.01	WW/COMPACT KIT RECEPTION STATION - DESK FOR TONI	12 6095 12
				1,919.87		
RETIREE00	64883	5/4/17	1	423.16	WD/MONTHLY HEALTH INSUR PREMIUM REIMB FOR JUN '17	11 5121 11
RETIREE01	64884	5/4/17	1	423.16	WW/MONTHLY HEALTH INSUR PREMIUM REIMB FOR JUN '17	12 5121 12
RETIREE02	64885	5/4/17	1	533.68	F&R/MONTHLY HEALTH INSUR PREMIUM REIMB FOR JUN '17	01 5121 02
RETIREE04	64886	5/4/17	1	147.58	ADM/MONTHLY HEALTH INSUR PREMIUM REIMB FOR JUN '17	01 5121 09
RETIREE05	64887	5/4/17	1	423.16	WW/MONTHLY HEALTH INSUR PREMIUM REIMB FOR JUN '17	12 5121 12
RETIREE06	64888	5/4/17	1	147.58	WD/MONTHLY HEALTH INSUR PREMIUM REIMB FOR JUN '17	11 5121 11
RETIREE07	64889	5/4/17	1	147.58	WD/MONTHLY HEALTH INSUR PREMIUM REIMB FOR JUN '17	11 5121 11
RETIREE08	64890	5/4/17	1	423.16	WD/MONTHLY HEALTH INSUR PREMIUM REIMB FOR JUN '17	11 5121 11
RETIREE09	64891	5/4/17	1	147.58	ADM/MONTHLY HEALTH INSUR PREMIUM REIMB FOR JUN '17	01 5121 09
RETIREE10	64892	5/4/17	1	147.58	ADM/MONTHLY HEALTH INSUR PREMIUM REIMB FOR JUN '17	01 5121 09
RETIREE11	64893	5/4/17	1	147.58	ADM/MONTHLY HEALTH INSUR PREMIUM REIMB FOR JUN '17	01 5121 09
RETIREE12	64894	5/4/17	1	1,195.37	WW/MONTHLY HEALTH INSUR PREMIUM REIMB FOR JUN '17	12 5121 12
RETIREE13	64895	5/4/17	1	147.58	FD/MONTHLY HEALTH INSUR PREMIUM REIMB FOR JUN '17	01 5121 01
RETIREE14	64896	5/4/17	1	147.58	F&R/MONTHLY HEALTH INSUR PREMIUM REIMB FOR JUN '17	01 5121 02
RETIREE15	64897	5/4/17	1	147.58	FD/MONTHLY HEALTH INSUR PREMIUM REIMB FOR JUN '17	01 5121 01
RETIREE16	64898	5/4/17	1	423.16	WD/MONTHLY HEALTH INSUR PREMIUM REIMB FOR JUN '17	11 5121 11
RETIREE17	64899	5/4/17	1	423.16	ADM/MONTHLY HEALTH INSUR PREMIUM REIMB FOR JUN '17	01 5121 09
RETIREE19	64900	5/4/17	1	1,195.37	FD/MONTHLY HEALTH INSUR PREMIUM REIMB FOR JUN '17	01 5121 01
RETIREE20	64901	5/4/17	1	147.58	WW/MONTHLY HEALTH INSUR PREMIUM REIMB FOR JUN '17	12 5121 12
RETIREE21	64902	5/4/17	1	147.58	WW/MONTHLY HEALTH INSUR PREMIUM REIMB FOR JUN '17	12 5121 12
RETIREE22	64903	5/4/17	1	423.16	WW/MONTHLY HEALTH INSUR PREMIUM REIMB FOR JUN '17	12 5121 12
RETIREE23	64904	5/4/17	1	423.16	ADM/MONTHLY HEALTH INSUR PREMIUM REIMB FOR JUN '17	01 5121 09
RETIREE24	64905	5/4/17	1	147.58	F&R/MONTHLY HEALTH INSUR PREMIUM REIMB FOR JUN '17	01 5121 02
RETIREE26	64906	5/4/17	1	1,091.42	ADM/MONTHLY HEALTH INSUR PREMIUM REIMB FOR JUN '17	01 5121 09
RETIREE27	64907	5/4/17	1	1,195.37	FD/MONTHLY HEALTH INSUR PREMIUM REIMB FOR JUN '17	01 5121 01

**CAMBRIA COMMUNITY SERVICES DISTRICT  
EXPENDITURE REPORT  
FOR THE MONTH OF MAY, 2017**

<u>Vendor</u>	<u>Check #</u>	<u>Check Date</u>	<u>Line #</u>	<u>Line Amt</u>	<u>Line Description</u>	<u>Expense Acct</u>
RETIREE28	64908	5/4/17	1	423.16	F&R/MONTHLY HEALTH INSUR PREMIUM REIMB FOR JUN '17	01 5121 02
RETIREE29	64909	5/4/17	1	423.16	ADM/MONTHLY HEALTH INSUR PREMIUM REIMB FOR JUN '17	01 5121 09
RETIREE30	64910	5/4/17	1	533.68	WD/MONTHLY HEALTH INSUR PREMIUM REIMB FOR JUN '17	11 5121 11
RETIREE31	64911	5/4/17	1	533.68	ADM/MONTHLY HEALTH INSUR PREMIUM REIMB FOR JUN '17	01 5121 09
RETIREE32	64912	5/4/17	1	1,195.37	ADM/MONTHLY HEALTH INSUR PREMIUM REIMB FOR JUN '17	01 5121 09
RETIREE33	64913	5/4/17	1	533.68	ADM/MONTHLY HEALTH INSUR PREMIUM REIMB FOR JUN '17	01 5121 09
RETIREE34	64914	5/4/17	1	1,195.37	FD/MONTHLY HEALTH INSUR PREMIUM REIMB FOR JUN '17	01 5121 01
				15,205.55		
RICE, AMANDA	64995	5/26/17	1	37.45	ADM/TRAVEL EXPENSE CLAIM BOARD OF SUPERVISORS	01 6120D 09
RICE, AMANDA	64995	5/26/17	2	118.77	ADM/TRAVEL EXPENSE CLAIM CSDA LEADERSHIP IN SLO	01 6120D 09
				156.22		
ROBINETTE, GAIL	64930	5/9/17	1	1,011.85	ADM/REIMBURSEMENT FOR DAMAGE TO ROADTREK BY SWF GATE	01 6041L 09
SAN LUIS OBISPO COUNTY	64997	5/26/17	1	1,087.30	WW/RENEWAL OF EQUIPMENT UNDER PERMIT #1025-1	12 6055 12
SAN LUIS SECURITY SYSTEMS	64931	5/9/17	1	126.00	ADM/QUARTERLY SECURITY MONITORING 06/17 - 08/17	01 6048 09
SCOTT O'BRIEN FIRE SAFETY	64996	5/26/17	1	29.74	FD/EPA 5-LB ABC DRY CHEMICAL EXTINGUISHER RECHARGE	01 6090 01
SDRMA	64963	5/25/17	1	69,427.05	ADM/ANNUAL WORKERS COMP PROGRAM 07/01/17-06/30/18	01 2170
SDRMA	64962	5/25/17	1	86,942.35	ADM/2017-2018 PROPERTY/LIABILITY PKG PROGRAM	01 6030 09
				156,369.40		
SETH SUTHERLAND	65000	5/26/17	1	885.00	WD/WATER SERVICES FEATURE MAPPING LARGE FORMAT PLT	11 6080G 11
SLO COUNTY	64868	5/3/17	1	254.00	WD/2017 HAZMAT DISCLOSURE & SITE FEES SWF/WELL FLD	11 6055 11
SLO COUNTY CLERK-RECORDER	64961	5/23/17	1	15.00	ADM/RELEASE OF LIEN	01 4390 09
SLO COUNTY EMS	64869	5/3/17	1	71.00	FD/CE PROVIDER	01 6055 01
SLO COUNTY EMS	64869	5/3/17	1	411.00	FD/W.HOLLINGSWORTH/B.SHANK/J.GIBSON	01 6115 01
				482.00		
SLO COUNTY FIRE	64870	5/3/17	1	195.77	FD/BURN TRAILER PROPANE FOR TRAINING	01 6120E 01

**CAMBRIA COMMUNITY SERVICES DISTRICT  
EXPENDITURE REPORT  
FOR THE MONTH OF MAY, 2017**

<u>Vendor</u>	<u>Check #</u>	<u>Check Date</u>	<u>Line #</u>	<u>Line Amt</u>	<u>Line Description</u>	<u>Expense Acct</u>
SM TIRE	64871	5/3/17	1	1,388.71	FD/9.1.16 NEW TIRES ON ENGINE DURING CHIMNEY FIRE	01 6041L 01
STANLEY ACCESS TECHNOLOGIES, L	64873	5/3/17	1	517.50	F&R/REPAIR HANDICAP DOOR AT VETS HALL	01 6033V 02
STATE OF CALIF BOARD OF EQUALI	64999	5/26/17	1	117.33	ADM/CALFIRE ASSESSMENT RODEO GROUNDS HOUSE	01 6055 09
SWRCB CLEANUP & ABATEMENT ACC	64872	5/3/17	1	53,596.00	SWF/ADMIN CIVIL LIABILITY COMPLAINT R3-2017-0015	39 1829F 11
TAWNI MATCHETT	64882	5/4/17	1	28.69	MQ CUSTOMER REFUND	11 2005
TEMPLETON UNIFORMS	64874	5/3/17	1	243.03	FD/DANIEL MOBLEY NOMEX PANTS & S/S SHIRT & BELT	01 6094 01
TEMPLETON UNIFORMS	65001	5/26/17	1	117.71	FD/NOMEX PANTS LEONEL SALAS	01 6094 01
TEMPLETON UNIFORMS	65001	5/26/17	1	241.38	FD/NOMEX L/S SHIRT AND PANTS RYAN MALONEY	01 6094 01
				602.12		
TERRAIN GROUP	65002	5/26/17	1	713.75	SWF/FIELD SURVEY FOR WELL CASING ELEVATIONS	39 1829E 11
THE GAS COMPANY	64857	5/3/17	1	14.70	FD/GAS SVC 5490 HEATH LANE APRIL 2017	01 6060G 01
THE GAS COMPANY	64924	5/9/17	1	221.24	FD/GAS SVC 2850 BURTON APRIL 2017	01 6060G 01
THE GAS COMPANY	65018	5/31/17	1	95.86	F&R/GAS SVC VETERANS HALL MAY 2017	01 6060G 02
THE GAS COMPANY	65018	5/31/17	1	33.19	ADM/GAS SVC 1316 TAMSEN STE 201 MAY 2017	01 6060G 09
THE GAS COMPANY	65018	5/31/17	1	3.80	ADM/GAS SVC 1316 TAMSEN #203 MAY 2017	01 6060G 09
THE GAS COMPANY	64857	5/3/17	1	35.95	WW/GAS SERV 5500 HEATH LANE #B APRIL 2017	12 6060G 12
THE GAS COMPANY	64857	5/3/17	1	34.08	WW/GAS SVC 550 HEATH LANE APRIL 2017	12 6060G 12
				438.82		
THE TRIBUNE	64949	5/11/17	1	99.83	FD/SALE SURPLUS PUBLIC PROPERTY	01 6170 01
THE TRIBUNE	64949	5/11/17	1	99.82	FD/NOTICE OF SALE OF SURPLUS PUBLIC PROPERTY	01 6170 01
THE TRIBUNE	64949	5/11/17	2	99.82	F&R/SALE SURPLUS PUBLIC PROPERTY	01 6170 02
THE TRIBUNE	64949	5/11/17	2	99.83	F&R/NOTICE OF SALE OF SURPLUS PUBLIC PROPERTY	01 6170 02
THE TRIBUNE	64949	5/11/17	1	64.13	WD/P.HRG. FIXING WATER & WASTE	11 6170 11
THE TRIBUNE	64949	5/11/17	2	64.13	WW/P.HRG. FIXING WATER & WASTE	12 6170 12
				527.56		

**CAMBRIA COMMUNITY SERVICES DISTRICT  
EXPENDITURE REPORT  
FOR THE MONTH OF MAY, 2017**

<u>Vendor</u>	<u>Check #</u>	<u>Check Date</u>	<u>Line #</u>	<u>Line Amt</u>	<u>Line Description</u>	<u>Expense Acct</u>
TRACY G MCCONNELL	64862	5/3/17	1	7.49	ADM/MILEAGE CLAIM POST OFFICE/BANK RUNS 4/24-28	01 6120E 09
TRACY G MCCONNELL	64862	5/3/17	1	5.99	ADM/MILEAGE CLAIM POST OFFICE/BANK RUNS 4/17-20	01 6120E 09
				13.48		
ULINE	65004	5/26/17	1	54.17	WD/DOORKNOB BAGS - CLEAR	11 6090 11
VICTOR BACKHOE, INC.	64877	5/3/17	2	192.50	F&R/3.7.17 ANNUAL TEST OF 3 BACKFLOW DEVICES	01 6033V 02
VICTOR BACKHOE, INC.	64877	5/3/17	3	128.33	FD/3.7.17 ANNUAL TEST OF 2 BACKFLOW DEVICES	01 6090 01
VICTOR BACKHOE, INC.	64877	5/3/17	1	449.17	WW/3.7.17 ANNUAL TEST OF 7 BACKFLOW DEVICES	12 6070 12
				770.00		
WAYNE'S TIRE, INC.	65007	5/26/17	1	1,772.00	FD/ENGINE 5791 FRONT TIRES	01 6041L 01
WAYNE'S TIRE, INC.	64878	5/3/17	1	98.10	F&R/SM TRACTOR TIRE REPAIR 112/124R24 MARATHON TUB	01 6041N 02
				1,870.10		
WEST COAST TREE SERVICE	65008	5/26/17	1	4,200.00	SWF/REMOVE BRUSH FROM INSIDE THE BRINE POND	40 6031Z 11
WINE COUNTRY BALANCE	65009	5/26/17	1	410.00	WW/METTLER AE-200 SN-PO3610 CLEAN & CAL	12 6092 12
<b>Accounts Payable Vendor Subtotal</b>				392,976.51		
AFLAC (AMER FAM LIFE INS)	5109	5/5/17	1	148.05	VOLUNTARY INS-PRETAX	01 2162
AFLAC (AMER FAM LIFE INS)	5109	5/5/17	1	25.92	VOLUNTARY INS-PRETAX	01 2162
AFLAC (AMER FAM LIFE INS)	5129	5/19/17	1	148.05	VOLUNTARY INS-PRETAX	01 2162
AFLAC (AMER FAM LIFE INS)	5129	5/19/17	1	25.92	VOLUNTARY INS-PRETAX	01 2162
				347.94		
AMERITAS	5139	5/31/17	1	3,759.44	DENTAL INSURANCE-YER	01 2150
AMERITAS	5139	5/31/17	2	(0.02)	DENTAL INSURANCE-YER	01 5102 09
AMERITAS	5139	5/31/17	1	462.42	DENTAL INSURANCE-YER	01 2150
				4,221.84		
CAMBRIA COMMUNITY SERVICES DIS	5110	5/5/17	1	1,100.00	MEDICAL REIMBURSEMNT	01 2171
CAMBRIA COMMUNITY SERVICES DIS	5110	5/5/17	2	250.00	MEDICAL REIMBURSEMNT	01 5122 01
CAMBRIA COMMUNITY SERVICES DIS	5110	5/5/17	3	50.00	MEDICAL REIMBURSEMNT	01 5122 02

**CAMBRIA COMMUNITY SERVICES DISTRICT  
EXPENDITURE REPORT  
FOR THE MONTH OF MAY, 2017**

<u>Vendor</u>	<u>Check #</u>	<u>Check Date</u>	<u>Line #</u>	<u>Line Amt</u>	<u>Line Description</u>	<u>Expense Acct</u>
CAMBRIA COMMUNITY SERVICES DIS	5110	5/5/17	4	200.00	MEDICAL REIMBURSEMNT	01 5122 09
CAMBRIA COMMUNITY SERVICES DIS	5110	5/5/17	5	150.00	MEDICAL REIMBURSEMNT	11 5122 11
CAMBRIA COMMUNITY SERVICES DIS	5110	5/5/17	6	200.00	MEDICAL REIMBURSEMNT	12 5122 12
CAMBRIA COMMUNITY SERVICES DIS	5130	5/19/17	1	1,100.00	MEDICAL REIMBURSEMNT	01 2171
CAMBRIA COMMUNITY SERVICES DIS	5130	5/19/17	2	250.00	MEDICAL REIMBURSEMNT	01 5122 01
CAMBRIA COMMUNITY SERVICES DIS	5130	5/19/17	3	50.00	MEDICAL REIMBURSEMNT	01 5122 02
CAMBRIA COMMUNITY SERVICES DIS	5130	5/19/17	4	200.00	MEDICAL REIMBURSEMNT	01 5122 09
CAMBRIA COMMUNITY SERVICES DIS	5130	5/19/17	5	150.00	MEDICAL REIMBURSEMNT	11 5122 11
CAMBRIA COMMUNITY SERVICES DIS	5130	5/19/17	6	200.00	MEDICAL REIMBURSEMNT	12 5122 12
				3,900.00		
CAMBRIA FIRE FIGHTERS LOCAL 46	5113	5/5/17	1	360.00	DUES-FIRE IAFF	01 2160
CAMBRIA FIRE FIGHTERS LOCAL 46	5133	5/19/17	1	360.00	DUES-FIRE IAFF	01 2160
				720.00		
CAMBRIA FIREFIGHTERS ASSN	5112	5/5/17	1	211.31	RESERVE FIREFTR DUES	01 2160
CAMBRIA FIREFIGHTERS ASSN	5132	5/19/17	1	169.75	RESERVE FIREFTR DUES	01 2160
				381.06		
EMPLOYMENT DEVELOPMENT DP	5111	5/5/17	1	5,166.01	STATE INCOME TAX	01 2110
EMPLOYMENT DEVELOPMENT DP	5111	5/5/17	1	1,103.95	STATE INCOME TAX	01 2130
EMPLOYMENT DEVELOPMENT DP	5131	5/19/17	1	4,284.57	STATE INCOME TAX	01 2110
EMPLOYMENT DEVELOPMENT DP	5131	5/19/17	1	988.54	STATE INCOME TAX	01 2130
				11,543.07		
H.O.B.-DIRECT DEPOSIT	5114	5/5/17	1	3,400.00	Direct Deposit Flat	01 2152
H.O.B.-DIRECT DEPOSIT	5114	5/5/17	1	65,489.11	Direct Deposit Flat	01 2152
H.O.B.-DIRECT DEPOSIT	5134	5/19/17	1	3,400.00	Direct Deposit Flat	01 2152
H.O.B.-DIRECT DEPOSIT	5134	5/19/17	1	59,440.57	Direct Deposit Flat	01 2152
				131,729.68		
ICMA-VNTGPT TRSFR AGT 457	5116	5/5/17	1	1,615.25	457 DEFERRED COMP IN	01 2141
ICMA-VNTGPT TRSFR AGT 457	5116	5/5/17	1	927.81	457 DEFERRED COMP IN	01 2141
ICMA-VNTGPT TRSFR AGT 457	5136	5/19/17	1	1,601.56	457 DEFERRED COMP IN	01 2141

**CAMBRIA COMMUNITY SERVICES DISTRICT  
EXPENDITURE REPORT  
FOR THE MONTH OF MAY, 2017**

<u>Vendor</u>	<u>Check #</u>	<u>Check Date</u>	<u>Line #</u>	<u>Line Amt</u>	<u>Line Description</u>	<u>Expense Acct</u>
ICMA-VNTGPT TRSFR AGT 457	5136	5/19/17	1	927.81	457 DEFERRED COMP IN	01 2141
				5,072.43		
IRS/FEDERAL PARYOLL TAXES	5115	5/5/17	1	16,468.83	FEDERAL INCOME TAX	01 2100
IRS/FEDERAL PARYOLL TAXES	5115	5/5/17	1	15,284.04	FEDERAL INCOME TAX	01 2120
IRS/FEDERAL PARYOLL TAXES	5115	5/5/17	1	3,574.48	FEDERAL INCOME TAX	01 2120
IRS/FEDERAL PARYOLL TAXES	5135	5/19/17	1	14,091.89	FEDERAL INCOME TAX	01 2100
IRS/FEDERAL PARYOLL TAXES	5135	5/19/17	1	13,972.90	FEDERAL INCOME TAX	01 2120
IRS/FEDERAL PARYOLL TAXES	5135	5/19/17	1	3,267.88	FEDERAL INCOME TAX	01 2120
				66,660.02		
LINCOLN FINANCIAL GROUP	5140	5/31/17	1	241.68	LIFE INSURANCE	01 2164
PERS HEALTH BENEFIT SERV	5142	5/31/17	1	39,171.56	MEDICAL INSURANC-YER	01 2151
PERS HEALTH BENEFIT SERV	5142	5/31/17	2	857.32	MEDICAL INSURANC-YER	01 5103 01
PERS HEALTH BENEFIT SERV	5142	5/31/17	3	(98.24)	MEDICAL INSURANC-YER	01 5103 01
PERS HEALTH BENEFIT SERV	5142	5/31/17	4	0.02	MEDICAL INSURANC-YER	01 5103 09
PERS HEALTH BENEFIT SERV	5142	5/31/17	5	140.24	MEDICAL INSURANC-YER	01 5103 09
PERS HEALTH BENEFIT SERV	5142	5/31/17	6	71.30	MEDICAL INSURANC-YER	01 5121 09
PERS HEALTH BENEFIT SERV	5142	5/31/17	7	640.00	MEDICAL INSURANC-YER	01 5121 01
PERS HEALTH BENEFIT SERV	5142	5/31/17	8	512.00	MEDICAL INSURANC-YER	01 5121 02
PERS HEALTH BENEFIT SERV	5142	5/31/17	9	1,408.00	MEDICAL INSURANC-YER	01 5121 09
PERS HEALTH BENEFIT SERV	5142	5/31/17	10	768.00	MEDICAL INSURANC-YER	11 5121 11
PERS HEALTH BENEFIT SERV	5142	5/31/17	11	768.00	MEDICAL INSURANC-YER	12 5121 12
PERS HEALTH BENEFIT SERV	5142	5/31/17	1	5,307.98	MEDICAL INSURANC-YER	01 2151
PERS RETIREMENT SYSTEM	5117	5/5/17	1	(0.02)	PERS PAYROLL REMITTANCE	01 5111 09
PERS RETIREMENT SYSTEM	5117	5/5/17	2	20,003.73	PERS PAYROLL REMITTANCE	01 2140
PERS RETIREMENT SYSTEM	5117	5/5/17	3	-	PERS PAYROLL REMITTANCE	1
PERS RETIREMENT SYSTEM	5117	5/5/17	4	0.02	PERS PAYROLL REMITTANCE	01 5111 09
PERS RETIREMENT SYSTEM	5117	5/5/17	5	(74.47)	PERS PAYROLL REMITTANCE	01 5111 01
PERS RETIREMENT SYSTEM	5117	5/5/17	6	(4.37)	PERS PAYROLL REMITTANCE	01 5111 09
PERS RETIREMENT SYSTEM	5137	5/19/17	1	(0.01)	PERS PAYROLL REMITTANCE	01 5111 09
PERS RETIREMENT SYSTEM	5137	5/19/17	2	19,469.56	PERS PAYROLL REMITTANCE	01 2140
PERS RETIREMENT SYSTEM	5137	5/19/17	3	-	PERS PAYROLL REMITTANCE	1

**CAMBRIA COMMUNITY SERVICES DISTRICT  
EXPENDITURE REPORT  
FOR THE MONTH OF MAY, 2017**

<u>Vendor</u>	<u>Check #</u>	<u>Check Date</u>	<u>Line #</u>	<u>Line Amt</u>	<u>Line Description</u>	<u>Expense Acct</u>
PERS RETIREMENT SYSTEM	5137	5/19/17	4	0.01	PERS PAYROLL REMITTANCE	01 5111 09
PERS RETIREMENT SYSTEM	5137	5/19/17	5	84.22	PERS PAYROLL REMITTANCE	01 5109 09
PERS RETIREMENT SYSTEM	5141	5/31/17	1	11,244.86	UNFUNDED ACCRUED LIABILTY	01 5109 09
PERS RETIREMENT SYSTEM	5141	5/31/17	2	2,982.62	UNFUNDED ACCRUED LIABILTY	01 5109 02
PERS RETIREMENT SYSTEM	5141	5/31/17	3	6,726.00	UNFUNDED ACCRUED LIABILTY	11 5109 11
PERS RETIREMENT SYSTEM	5141	5/31/17	4	6,640.38	UNFUNDED ACCRUED LIABILTY	12 5109 12
PERS RETIREMENT SYSTEM	5141	5/31/17	5	3,437.00	UNFUNDED ACCRUED LIABILTY	01 5109 01
				120,055.71		
SEIU LOCAL 620	5118	5/5/17	1	441.26	SEIU UNION DUES	01 2160
SEIU LOCAL 620	5138	5/19/17	1	441.26	SEIU UNION DUES	01 2160
				882.52		
				<i>Payroll Payable Vendor Subtotal</i>	345,755.95	
				<b>TOTAL DISBURSEMENT FOR JANUARY, 2017</b>	904,947.53	

**EXPENDITURE SUMMARY**

212,375.32	<b>TOTAL GENERAL FUND</b>
67,255.10	<b>TOTAL WATER OPERATIONS</b>
37,398.01	<b>TOTAL SWF OPERATIONS</b>
107,010.61	<b>TOTAL SWF PROJECT</b>
119,946.99	<b>TOTAL WASTEWATER OPERATIONS</b>
360,961.50	<b>TOTAL PERSONNEL RELATED</b>
904,947.53	<b>TOTAL DISBURSEMENT FOR JANUARY, 2017</b>



**CAMBRIA COMMUNITY SERVICES DISTRICT**  
**BOARD OF DIRECTORS SPECIAL MEETING MINUTES**  
 Thursday, May 4, 2017 2:00 PM

**1. OPENING**

**A. Call to Order**

President Rice called the meeting to order at 2:04 p.m.

**B. Pledge of Allegiance**

President Rice led the Pledge of Allegiance.

**C. Establishment of Quorum**

A quorum was established.

Directors present: President Rice, Vice President Sanders, Director Bahringer, and Director Farmer.

Absent: Director Thompson

Staff present: General Manager Jerry Gruber, Administrative Services Officer/District Clerk Monique Madrid, and Finance Manager Patrick O'Reilly.

**2. REGULAR BUSINESS (Estimated time: 15 Minutes per item)**

**A. DISCUSSION AND CONSIDERATION OF THE PRELIMINARY BUDGET FOR FISCAL YEAR 2017-2018**

General Manager Jerry Gruber provided a brief introduction of the item and turned it over to Finance Manager Patrick O'Reilly, who provided a detailed presentation of the Fiscal Year 2017/2018 preliminary budget to the Board. Mr. Gruber also provided information related to various areas of the preliminary budget.

Public Comment:  
 Elizabeth Bettenhausen  
 Steve Kniffen  
 Tina Dickason  
 Christina Tobin

Consensus was reached to:

- Continue with the property tax allocation as presented.
- Keep the admin allocation distribution of overhead as presented.
- Keep franchise fee allocation to the park.
- Hold a special meeting/workshop where the focus is limited to Capital Improvement Projects. The target date is the beginning of July, 2017.
- Vehicle replacement policy; review number of and condition of vehicles and estimate the need for replacement.
- Explicit approval for purchase of the fire vehicle prior to considering a vehicle replacement policy.
- Review interfund loan policy in the future.
- Administrative cost allocation to Sustainable Water Facility, keep as is current.

Director Bahringer suggested the preliminary budget be accepted as presented.

Vice President Sanders agreed. He also asked to provide assurance to staff regarding the SAFER Firefighter positions. The preliminary budget takes the SAFER firefighter positions through the next fiscal year budget.

**3. ADJOURN**

President Rice adjourned the meeting at 3:56 p.m.

DRAFT

**CAMBRIA COMMUNITY SERVICES DISTRICT**  
**BOARD OF DIRECTORS SPECIAL MEETING MINUTES**  
Friday, May 12, 2017 1:30 PM

**1. OPENING**

**A. Call to Order**

President Rice called the meeting to order at 1:34 p.m.

**B. Pledge of Allegiance**

President Rice led the Pledge of allegiance.

**C. Establishment of Quorum**

Directors present: President Rice, Vice President Sanders, Director Thompson, Director Bahringer and Director Farmer.

Staff members present: General Manager Jerry Gruber, District Counsel Timothy Carmel, Administrative Services Officer/District Clerk Monique Madrid, and District Engineer Bob Gresens

**2. PUBLIC COMMENT ON AGENDA ITEMS**

Public Comment:

Dick Moore

Cecilia Moore

**3. ADJOURN TO CLOSED SESSION**

The meeting was adjourned to Closed Session at 1:37 p.m.

- A. CONFERENCE WITH LEGAL COUNSEL – EXISTING LITIGATION** pursuant to Government Code Section 54956.9(d)(1)  
Name of Case: SWRCB v. CCSD; NOVs related to WDR Order Nos. R3-2014-0047 and R3-2014-0050.

**4. ADJOURN**

The meeting was adjourned at 2:45 p.m.

**CAMBRIA COMMUNITY SERVICES DISTRICT**  
**BOARD OF DIRECTORS REGULAR MEETING MINUTES**  
 Thursday, May 25, 2017 12:30 PM

**1. OPENING**

**A. Call to Order**

President Rice called the meeting to order at 12:34 p.m.

**B. Pledge of Allegiance**

President Rice led the Pledge of Allegiance.

**C. Establishment of Quorum**

A quorum was established.

Directors present: President Rice, Vice President Sanders, Director Thompson, Director Bahringer, and Director Farmer.

Staff present: General Manager Jerry Gruber, District Counsel Timothy Carmel, Administrative Services Officer/District Clerk Monique Madrid, Finance Manager Patrick O'Reilly.

District Counsel reported the Board met for a special meeting closed session and discussed the proposed cease and desist order for the impoundment basin the CCSD received from the Regional Water Quality Control Board. The Board unanimously agreed not to contest the cease and desist order, which will be considered by the Regional Water Quality Control Board at the July meeting in Watsonville.

**D. Agenda Review: Additions/Deletions**

**2. PUBLIC COMMENT (Estimated time 30 minutes. At President's discretion additional comments may be heard at the end of the meeting.)**

Public Comment:  
 Kathy Mahrt  
 Ted Key

**3. SPECIAL REPORTS (Estimated time 5 Minutes per item)**

**A. Sheriff's Department Report**

Commander Voge reported on recent activities in Cambria for the Sheriff's Department.

**B. Cambria Community Services District Fire Department Report**

CCSD Fire Chief William Hollingsworth reported on recent activities in Cambria.

**4. PUBLIC SAFETY (Estimated time 5 Minutes per item)**

**5. ACKNOWLEDGEMENTS AND PRESENTATIONS**

**A.** Cambria Community Services District Fire Chief William Hollingsworth will introduce the new Reserve Firefighters

CCSD Fire Chief William Hollingsworth explained the Department had a training opportunity therefore the Reserves were not available for introduction. Chief asked to have this item at a future meeting.

## **6. MANAGER'S AND BOARD REPORTS (Estimated time 15 Minutes total)**

### **A. Manager's Report**

#### **i. General Manager's Report**

General Manager Jerry Gruber provided a brief summary of various ongoing operational matters such as the collaboration with SLO County Energy project and other items as noted in the Manager's Report. He then provided a PowerPoint presentation of various project updates, such as the scuba diving inspection of the Pine Knolls water tank. He briefly provided a summary of the Finance Manager's and the District Engineer's reports.

#### Public Comment:

Dick Moore

Ted Key

Director Bahringer asked the Board to allow the General Manager to accept the lowest bidder for the Influent Screen project and move forward with the work without bringing the contract to the Board for approval. No consensus was reached.

President Rice asked when we will have confirmation that June 15 will be set as the Special Meeting date to hold the hearing for certification of the SEIR. It will be set at the end of this meeting under Future Agenda items.

The Board reached a consensus to hold a special meeting jointly with the CCHD board regarding the MJHMP.

### **B. Ad Hoc Committee Reports and Other Related Board Member Reports (Committee Meetings and Board authorized meetings attended)**

#### **i. Ad Hoc Committees Reporting:**

Fire-Task: Fire Department and draft responses to the Grand Jury report on the Risk of Catastrophic Fire in Cambria

Infrastructure-Task: Water Department, Wastewater Department and technology infrastructure (hardware and software) in all departments.

Water Supply-Tasks: Support staff's work on water supply permitting for the Sustainable Water Facility regular Coastal Development Permit and Environmental Impact Report, review 2015 UWMP and progress on water efficiency program goals, report to Board and suggest needed policy reviews for consistency.

Liaison Reports:

NCAC PROS

#### Liaison Reports:

Director Bahringer reported he attended the recent NCAC meeting and provided a heads up to them about the leak that has been discovered.

Director Farmer met with the Forest Committee. They reported that the weed abatement workshop was successful. There will be a Heritage Tree Status presentation this Saturday at the Chinese temple. The Friends of the Fiscalini Ranch will be doing walks in July. The Wildflower Show held in late April/early May was the most successful in history. They reported all the ranch trails have been reopened. They will be removing cape ivy and eucalyptus trees above Huntington Drive. They are still working on a digital topographical map of the ranch that will be available to the public. They also renewed the banners on Main Street that remind us to use water wisely. They are going to be creating and installing trail identification signs on the ranch.

Director Thompson attended the Fire Safe Focus Meeting. They discussed the Local Hazard Mitigation Plan and the process. It was announced that the CCSD didn't receive the Bio Mass Grant. Alan Peters will try to get information on why. Senator Monnings will try to get information, as well. He reported that USAA gives a 10% discount to homeowners who are living in fire wise communities. There will be a USAA webinar on June 1, 2017 at 11:00 a.m., which will detail how the company insures properties in fire wise areas. The webpage is [cafireside.org/events](http://cafireside.org/events). Richard Stacey's parents are moving to Florida and they will be honored at the Memorial Day ceremony on Monday at 11:00 a.m.

President Rice attended the Board of Supervisors meeting. The Coastal Commission is meeting in September in Cambria. If anyone is interested in participating, please contact the CCSD. President Rice, Vice President Sanders, and the General Manager were supposed to meet with the Jack Ainsworth, Executive Director of the Coastal Commission, but the meeting was cancelled. She hopes it will be rescheduled soon.

#### Ad Hoc Committee Reports:

Director Farmer reported on the Infrastructure Committee meeting. He met with the General Manager, Director Bahringer, John Allchin, and John Grysler and Jordan Gorvayo from Energy Watch, who coordinate with Pacific Gas & Electric to assist us in dealing with the costs of electricity. He also expressed frustration over not moving forward with the needed WWTP projects.

Director Bahringer stated the Infrastructure Committee has an enormous responsibility. They have done work on the Wastewater side and are just starting on the Water side. There is a lot of operational work being done by staff. Is the Board expecting a comprehensive report by June? If so, that's not going to happen because of the lack of resources. Is the Board asking the committee to drive the ship? There is a lot of work that needs to be done. They have reviewed the CIP list for Wastewater projects, and there's \$600,000 in needed improvements that's not in the budget at the moment. The enterprise fund needs to be balanced.

Vice President Sanders suggested we need a comprehensive Capital Improvement Plan. Once we have that, we can prioritize what needs to be done.

The Board had an extensive discussion regarding the Capital Improvement Plan.

Vice President Sanders reported on the Water Supply Committee. He stated the SEIR release is on track and the Special Board Meeting on June 15 is a reasonable date. It will be discussed during future agenda items.

## **7. CONSENT AGENDA (Estimated time: 15 Minutes)**

- A.** CONSIDERATION TO APPROVE THE EXPENDITURE REPORT FOR APRIL 2017
- B.** CONSIDERATION TO APPROVE MINUTES FOR THE SPECIAL MEETING ON APRIL 27, 2017, AND REGULAR MEETING ON APRIL 27, 2017
- C.** CONSIDERATION OF ADOPTION OF RESOLUTION 21-2017 APPROVING AN AGREEMENT FOR CONSULTANT SERVICES WITH DAVID D. BRUNER, CPA, INC. FOR PROFESSIONAL FINANCIAL AUDITING

President Rice asked for any items to be pulled. There was nothing to be pulled.

President Rice has a question about item 6.C. but it doesn't need to be pulled.

Director Farmer asked to bring up a couple observations on Consent Agenda Item 6.A.

Director Bahringer moved to approve the Consent Agenda as presented.

Vice President Sanders seconded the motion.

Roll Call Vote:

Director Bahringer-Aye

Vice President Sanders-Aye

Director Farmer-Nay

Director Thompson-Aye

President Rice-Aye

Motion Passed: 4-Ayes (Bahringer, Sanders, Thompson, Rice), 1-Nay (Farmer), 0-Absent

## **8. HEARINGS AND APPEALS (Estimated time: 15 Minutes per item)**

- A.** CONSIDERATION OF ADOPTION OF RESOLUTION 20-2017 CONFIRMING THE ITEMIZED REPORT OF WATER AND WASTEWATER STANDBY OR AVAILABILITY CHARGES FOR COLLECTION ON THE COUNTY TAX ROLLS

General Manager Jerry Gruber introduced the item and turned it over to District Counsel, who gave a brief summary and asked for any questions.

Director Bahringer moved to adopted Resolution 20-2017 confirming the itemized report of Water and Wastewater standby or availability charges for collection on the County tax rolls.

Vice President Sanders seconded the motion.

Roll Call Vote:

Director Bahringer-Aye

Vice President Sanders-Aye

Director Farmer-Aye

Director Thompson-Aye

President Rice-Nay

Motion Passed: 4-Ayes (Bahringer, Sanders, Thompson, Farmer), 1-Nay (Rice), 0-Absent

## 9. REGULAR BUSINESS (Estimated time: 15 Minutes per item)

### A. DISCUSSION AND CONSIDERATION OF RESPONSE TO GRAND JURY REPORT ON THE RISK OF CATASTROPHIC FIRE IN CAMBRIA

General Manager Jerry Gruber introduced the item and turned it over to Fire Chief William Hollingsworth, who provided the Board with a presentation.

Director Bahringer moved to approve the draft response to the Grand Jury report, "Is It Five Minutes to Midnight in Cambria? An Update on the Risk of Catastrophic Fire in Cambria" and send the response to the Grand Jury.

Vice President Sanders seconded the motion.

Roll Call Vote:

Director Bahringer-Aye  
 Vice President Sanders-Aye  
 Director Farmer-Aye  
 Director Thompson-Aye  
 President Rice-Aye

Motion Passed Unanimously: 5-Ayes, 0-Nays, 0-Absent

### B. DISCUSSION AND CONSIDERATION OF THE PURCHASE OF A TRUCK FOR THE WATER DEPARTMENT AND OF APPROVAL OF RESOLUTION 22-2017 TO FINANCE THE PURCHASE

General Manager Jerry Gruber introduced the item.

Director Bahringer moved to approve the purchase of a 2017 Ford F-250 from Mullahey Ford and approve the attached Resolution 22-2017.

Vice President Sanders seconded the motion.

Roll Call Vote:

Director Bahringer-Aye  
 Vice President Sanders-Aye  
 Director Farmer-Aye  
 Director Thompson-Aye  
 President Rice-Aye

Motion Passed Unanimously: 5-Ayes, 0-Nays, 0-Absent

### C. DISCUSSION AND CONSIDERATION TO ADOPT RESOLUTION 18-2017 REGARDING WATER CONSERVATION MEASURES AND RESTRICTIONS ON THE USE OF POTABLE WATER FOR THE STAGE 2 WATER SHORTAGE EMERGENCY CONDITION

General Manager Jerry Gruber introduced the item and turned it over to District Counsel, who provided the board with a brief summary.

President Rice moved to approve adoption of Resolution 18-2017 regarding water conservation measures and restrictions on the use of potable water for the Stage 2



Water Shortage Emergency Condition and direct staff to work with the Water Supply committee to overhaul related ordinances.

Director Thompson seconded the motion.

Roll Call Vote:

President Rice-Aye

Director Thompson-Aye

Director Farmer-Aye

Director Bahringer-Aye

Vice President Sanders-Aye

Motion Passed Unanimously: 5-Ayes, 0-Nays, 0-Absent

Director Farmer asked the Clerk to record that he inadvertently voted yes on this item but meant to vote no.

**D. DISCUSSION AND CONSIDERATION OF REVISED PRELIMINARY BUDGET FOR FISCAL YEAR 2017/2018**

General Manager Jerry Gruber introduced the item and turned it over to Finance Manager Patrick O'Reilly, who provided the Board with a detailed presentation.

Director Bahringer is looking for direction on vehicle replacement fund policy and interfund loans. He stated that interfund loans should be clear with a small interest rate which encourages payment and that it won't be there forever. It also affects the department's budget.

Vice President Sanders agrees on the interfund issue and expressed that the Board is looking to keep the SAFER Firefighters onboard permanently. This budget includes funding to keep the SAFER Firefighters as permanent employees through the end of the fiscal year, which is the short term solution. There is a long term issue with respect to from where the money is going to come to keep them onboard after this next fiscal year. If the Board adopts this budget, then we bring the SAFER employees on as permanent employees after the grant expires, they are permanent employees and will stay with us beyond this coming fiscal year, which means we will have to find the money to backfill the Fire Department budget in order to keep them. We should make it very clear as a Board that we owe it to those employees, if we approve this budget and they become permanent employees after the SAFER Firefighter grant expires, they are permanent employees. He has an idea for a revenue source to discuss at the Fire Ad Hoc Committee. The committee will bring a recommendation to the Board for consideration.

Director Bahringer stated that it is actually funded through the budget process. The commitment is made that the goal of this Board is to effectively find a source of money to make it happen. It's a Board objective, goal, and commitment to make some funding source happen.

President Rice stated that isn't on the Board's goals but should be as part of this budget.

Vice President Sanders suggested allowing the Finance Committee to develop a proposed policy, bring it back to the Board, and an interim mid-year budget adjustment can be made.

**10. FUTURE AGENDA ITEM(S) (Estimated time: 15 Minutes)**

President Rice moved to set a date of June 15, 2:00 p.m. for a special meeting for a public hearing for the SEIR, pending confirmation from Michael Baker International to see if they can possibly do it on June 14.

Director Bahringer seconded the motion.

Vice President requested a closed session regarding the status of the RWQCB, the library, and the letter we received. The Board agreed to have closed session after the special meeting.

President Rice would like to see about MJHMP possibly joining the meeting between CCSD and CCHD.

## **11. ADJOURN**

President Rice adjourned the meeting at 5:04 p.m.

DRAFT

## CAMBRIA COMMUNITY SERVICES DISTRICT

TO: Board of Directors

AGENDA NO. **6.C.**FROM: Jerry Gruber, General Manager  
Bob Neumann, Consultant-----  
Meeting Date: June 22, 2017Subject: CONSIDERATION OF ADOPTION  
OF RESOLUTION 29-2017  
ADOPTING THE MULTI-  
JURISDICTIONAL HAZARD  
MITIGATION PLAN**RECOMMENDATIONS:**

Staff recommends that the Board of Directors adopt Resolution 29-2017, adopting the Multi-Jurisdictional Hazard Mitigation Plan (MJHMP) and authorize the General Manager to make minor and non-substantive changes to the MJHMP as necessary or appropriate, as it moves through the approval process.

**FISCAL IMPACT:**

There are no negative fiscal impacts associated with this action. There are significant potentially positive fiscal impacts as a Hazard Mitigation Plan is a prerequisite to receiving certain disaster reimbursement funds and grants.

**DISCUSSION:**

The MJHMP being presented to the Board for consideration has been developed to meet the requirements of the Federal Disaster Mitigation Act of 2000 (the "Act"), which was established to reduce the rising cost of disasters. Mitigation planning and disaster preparedness are key elements of the Act and it requires all local, county, and tribal governments to develop a hazard mitigation plan to enable those participating jurisdictions to be eligible to receive Federal mitigation funds following natural disasters and to apply for mitigation grants before disasters strike. The Hazard Mitigation Grant Program, Pre-Disaster Mitigation Program, and Flood Mitigation Assistance Program are all examples of programs where eligibility is based on compliance with the Disaster Mitigation Act and the development of a plan.

In the year 2016, the County of San Luis Obispo sought and received a grant to complete a Hazard Mitigation Plan for the Community of Cambria. The MJHMP assesses the District's vulnerability to natural hazards and develops strategies to reduce the risks associated with those hazards. Once adopted by District, the MJHMP will be submitted to the State of California Emergency Management Agency (Cal EMA) Hazard Mitigation Office for initial review and then the Federal Emergency Management Agency (FEMA) for review and final approval.

The MJHMP identifies natural and manmade hazards that may impact the District. It also assesses the vulnerability and risks posed by those hazards, develops strategies for mitigation of those hazards, presents future maintenance procedures for the plan, and documents the planning process.

One hundred percent of the development costs for the MJHMP were provided by Hazard Mitigation Grant Program funds. The MJHMP was prepared by a firm that specializes in this area of expertise, Category Five Professional Consultants, with review and input provided by a twenty-nine member planning group comprised of agency and District representatives and community stakeholders. On February 22, 2017, a public forum was held at the Cambria Veterans Hall in order to inform the community of the progress that has been made and also to receive their input.

The Board first reviewed this MJHMP at its March 23, 2017 meeting. Based on public input and a request by members of the Cambria Community Healthcare District (“CCHD”) Board of Trustees to be included in the planning process, staff was directed to explore inclusion of the CCHD. Subsequently a funding source was developed and the original contract with the consultants was amended to include the CCHD. On May 30, 2017, another public forum was held at the Cambria Veterans Hall in order to share with the community the new multi-jurisdictional plan and to receive their input.

The MJHMP approval process is lengthy and requires review by a number of agencies and the general public. Staff anticipates that minor edits or revisions may be requested by both the public and/or reviewing agencies as the plan moves through the approval process. Therefore, staff is requesting that the General Manager be authorized to make minor, non-substantive revisions or edits to the MJHMP as necessary or appropriate, to speed up the approval process.

Attachment: Resolution 29-2017 Adopting the Multi-Jurisdictional Hazard Mitigation Plan  
Exhibit A to Resolution 29-2017 Cambria MJHMP

-----  
BOARD ACTION:    Date \_\_\_\_\_ Approved: \_\_\_\_\_ Denied: \_\_\_\_\_

UNANIMOUS:    \_\_\_ RICE    \_\_\_ SANDERS    \_\_\_ BAHRINGER    \_\_\_ THOMPSON    \_\_\_ FARMER

RESOLUTION 29-2017  
JUNE 22, 2017

A RESOLUTION OF THE BOARD OF DIRECTORS  
OF THE CAMBRIA COMMUNITY SERVICES DISTRICT  
ADOPTING A MULTI-JURISDICTIONAL HAZARD MITIGATION PLAN

WHEREAS, mounting costs of disaster recovery in the nation over the past decade have promoted interest in providing effective ways to minimize our country's hazard vulnerability; and

WHEREAS, the Disaster Mitigation Act of 2000 (the "Act") constitutes an effort by the Federal government to reduce the rising cost of disasters; and

WHEREAS, the Act requires local governments to develop and submit mitigation plans in order to qualify for the Hazard Mitigation Grant Program project funds; and

WHEREAS, the purpose of the Act was to establish a national program for pre-disaster mitigation, streamline administration of disaster relief at both the Federal and State levels, and control Federal costs of disaster assistance; and

WHEREAS, the Cambria Community Services District has completed a planning process, which allowed for participation by the local community, that has resulted in the development of a Multi-Jurisdictional Hazard Mitigation Plan that meets the needs established by the Act.

NOW, THEREFORE, BE IT RESOLVED by the Cambria Community Services District Board of Directors as follows:

1. That the Multi-Jurisdictional Hazard Mitigation Plan, a copy of which is attached hereto and incorporated by reference as Exhibit A, is hereby adopted.
2. That a copy of this Resolution and a copy of the Multi-Jurisdictional Hazard Mitigation Plan shall be forwarded to the Governor's Office of Emergency Services and the Federal Emergency Management Agency.

PASSED AND ADOPTED THIS 22<sup>nd</sup> day of June, 2017.

\_\_\_\_\_  
Amanda Rice  
President, Board of Directors

ATTEST:

APPROVED AS TO FORM:

\_\_\_\_\_  
Monique Madrid  
District Clerk

\_\_\_\_\_  
Timothy J. Carmel  
District Counsel

# **Multi-Jurisdictional Hazard Mitigation Plan For Cambria Community Services and Cambria Community Healthcare Districts**

**June 2017**



*Prepared by Category Five Professional Consultants, Inc.*

**Multi-Jurisdictional Hazard Mitigation Plan for  
Cambria Community Services and Cambria Community Healthcare Districts**

---

**TABLE OF CONTENTS**

**I. ADOPTION RESOLUTIONS..... 6**

**II. EXECUTIVE SUMMARY ..... 8**

**A. General Plan Description ..... 8**

**B. Plan Purpose and Authority ..... 8**

**III. PLANNING PROCESS ..... 9**

**A. DMA 2000 Requirements ..... 9**

**B. Plan Development and Public Input Process ..... 10**

**C. Incorporation of Existing Plans and Other Information ..... 16**

**D. Plan Adoption ..... 16**

**IV. JURISDICTION PROFILE-CAMBRIA COMMUNITY SERVICES DISTRICT.. 17**

**A. Community History ..... 17**

**B. Geography ..... 18**

**C. Communities and Protected Areas ..... 18**

**D. Population and Housing ..... 22**

**E. Economy ..... 27**

**F. Schools ..... 30**

**G. Utilities ..... 32**

**H. Climate..... 33**

**I. Climate Change-Global Warming ..... 33**

**J. Transportation Systems..... 34**

**K. Governing Body..... 36**

**L. Land Use..... 37**

**Multi-Jurisdictional Hazard Mitigation Plan for  
Cambria Community Services and Cambria Community Healthcare Districts**

---

**V. JURISDICTION PROFILE- CAMBRIA COMMUNITY HEALTHCARE DISTRICT ..... 38**

**A. Healthcare District History..... 38**

**B. Healthcare District Jurisdictional Boundaries..... 39**

**C. Governing Body ..... 40**

**D. Healthcare District Responsibilities ..... 40**

**E. Medical Services..... 41**

**F. Public Health Profile ..... 43**

**G. Area Profile Considerations ..... 49**

**VI. RISK ASSESSMENT ..... 50**

**A. DMA 2000 Requirement..... 50**

**B. Hazard Identification..... 50**

**C. Hazard Profiles ..... 51**

**i. Earthquake..... 51**

**ii. Flooding ..... 64**

**iii. Landslides ..... 73**

**iv. Extreme Weather ..... 78**

**v. Wildfire..... 87**

**vi. Tsunami ..... 101**

**D. Jurisdiction Specific Hazard Ranking ..... 107**

**VII. VULNERABILITY ASSESSMENT ..... 108**

**A. Overview..... 108**

**B. DMA 2000 Requirements..... 109**

**C. Critical Facilities and Infrastructure..... 109**



**Multi-Jurisdictional Hazard Mitigation Plan for  
Cambria Community Services and Cambria Community Healthcare Districts**

---

**D. Jurisdictional Assets at Risk to Applicable Hazards ..... 110**

**E. Methodology Used ..... 113**

**F. Loss Estimations ..... 113**

**G. Development Trend Analysis ..... 113**

**VIII. CAPABILITY ASSESSMENT ..... 114**

**A. Overview ..... 114**

**B. Legal and Regulatory ..... 114**

**C. Administrative and Technical ..... 115**

**D. Financial ..... 116**

**E. Political Will of Community ..... 116**

**F. Physical Assets ..... 116**

**IX. MITIGATION STRATEGY ..... 119**

**A. DMA 2000 Requirements ..... 119**

**B. CCSD Goals, Objectives and Mitigation Actions ..... 119**

**C. How Mitigation Goals Address Buildings and Infrastructure ..... 127**

**D. CCHD Goals, Objectives and Mitigation Actions ..... 130**

**E. How Mitigation Goals Address Buildings and Infrastructure ..... 133**

**X. MITIGATION ACTION IMPLEMENTATION ..... 134**

**A. DMA 2000 Requirements ..... 134**

**B. Prioritization of Mitigation Actions ..... 134**

**C. Action Plan ..... 135**

**D. Implementation Through Existing Plans and Programs ..... 142**

**E. Continued Public Involvement ..... 142**

**F. Plan Monitoring, Evaluating and Updating ..... 143**

# **Multi-Jurisdictional Hazard Mitigation Plan for Cambria Community Services and Cambria Community Healthcare Districts**

---

## **XI. ATTACHMENTS**

<b>Attachment A: Definitions/Acronyms .....</b>	<b>144</b>
<b>Attachment B: Preliminary Notice to Neighboring Communities.....</b>	<b>145</b>
<b>Attachment C: Public Forum Notices to Neighboring Communities.....</b>	<b>147</b>
<b>Attachment D: Press Releases to General Public.....</b>	<b>149</b>

**Multi-Jurisdictional Hazard Mitigation Plan for  
Cambria Community Services and Cambria Community Healthcare Districts**

---

**I. ADOPTION RESOLUTIONS**  
*INSERT CCSD RESOLUTION*

**Multi-Jurisdictional Hazard Mitigation Plan for  
Cambria Community Services and Cambria Community Healthcare Districts**

---

*INSERT CCHD RESOLUTION*

## **Multi-Jurisdictional Hazard Mitigation Plan for Cambria Community Services and Cambria Community Healthcare Districts**

---

### **II. EXECUTIVE SUMMARY**

#### **A. General Plan Description**

The mounting cost of disaster recovery in our nation over the past two decades has engendered a tremendous interest in uncovering effective ways to minimize our country's hazard vulnerability. The Cambria Community Services District and the Cambria Community Healthcare District have joined a nationwide effort to develop a local hazard mitigation plan specific to their jurisdictions. The goal of this plan is to arrive at practical, meaningful, attainable and cost-effective mitigation solutions to minimize both Districts' vulnerability to identified hazards and ultimately reduce both human and financial losses subsequent to a disaster.

Development of this Multi-Jurisdictional Hazard Mitigation Plan entailed reviewing existing applicable plans and assessing the planning capabilities, securing political support and soliciting input and approval from the public and community stakeholders.

Risk assessments were then performed which identified and evaluated each natural hazard that could impact the planning areas. Historical hazard events are described. The future probability of these identified hazards and their impact on each of these communities is described.

Vulnerability assessments were performed which summarized the identified hazards' impact to each community's critical structures and infrastructure and future development. An estimate of the potential dollar losses to vulnerable structures was determined.

The risk and vulnerability assessments were used to determine mitigation goals and objectives to minimize long-term vulnerabilities to the identified hazards. These goals and objectives were the foundation behind the development of a comprehensive range of specific attainable mitigation actions created for each jurisdiction.

An action plan was then creating entails adopting, implementing, assigning responsibility, monitoring, and reviewing this hazard mitigation plan over time, to ensure the goals and objectives are being achieved and the plan remains a relevant document.

#### **B. Plan Purpose and Authority**

The Disaster Mitigation Act (DMA) of 2000, also commonly known as "The 2000 Stafford Act Amendments" (the Act), constitutes an effort by the Federal government to reduce the rising cost of disasters. The Act stresses the importance of mitigation planning and disaster preparedness prior to an event.

Mitigation Planning Section 322 of the Act requires local governments to develop and submit mitigation plans in order to qualify for the Hazard Mitigation Grant Program (HMGP) project funds. It also increases the amount of HMGP funds available to states meeting the enhanced planning criteria, and enables these funds to be used for planning activities.

## **Multi-Jurisdictional Hazard Mitigation Plan for Cambria Community Services and Cambria Community Healthcare Districts**

---

For disasters declared after November 1, 2004, the Districts (CCSD and CCHD) must have a Plan approved pursuant to §201.6 in order to receive FEMA Pre-Disaster Mitigation (PDM) project grants or to receive post-disaster Hazard Mitigation Grant Program (HMGP) project funding. The MJHMP is written to meet the statutory requirements of DMA 2000 (P.L. 106-390), enacted October 30, 2000 and 44 CFR Part 201 – Mitigation Planning, Interim Final Rule, published February 26, 2002.

To facilitate implementation of the DMA 2000, the Federal Emergency Management Agency (FEMA) created an Interim Final Rule (the Rule), published in the Federal Register in February of 2002 at section 201 of 44 CFR. The Rule spells out the mitigation planning criteria for States and local communities. Specific requirements for local mitigation planning efforts are outlined in section §201.6 of the Rule. Local jurisdictions must demonstrate that proposed mitigation actions are based upon a sound planning process that accounts for the inherent risk and capabilities of the individual communities as stated in section §201.5 of the Rule.

In developing this comprehensive Multi-Jurisdictional Hazard Mitigation Plan, FEMA's Multi-Hazard Mitigation Planning Guidance (March 2004, July 2008 and October 2011) was strictly adhered to for the purpose of ensuring thoroughness, diligence, and compliance with the DMA 2000 planning requirements.

### **III. PLANNING PROCESS**

#### **A. DMA 2000 Requirements**

##### **DMA Requirements §201.6(b) and §201.6(c)(1):**

An open public involvement process is essential to the development of an effective plan. In order to develop a more comprehensive approach to reducing the effects of natural disasters, the planning process shall include:

- (1) An opportunity for the public to comment on the plan during the drafting stage and prior to plan approval;
- (2) An opportunity for neighboring communities, local and regional agencies involved in hazard mitigation activities, and agencies that have the authority to regulate development, as well as businesses, academia and other private and non-profit interests to be involved in the planning process; and
- (3) Review and incorporation, if appropriate, of existing plans, studies, reports, and technical information.

The plan shall document the planning process used to develop the plan, including how it was prepared, who was involved in the process, and how the public was involved.

## **Multi-Jurisdictional Hazard Mitigation Plan for Cambria Community Services and Cambria Community Healthcare Districts**

---

### **B. Plan Development and Public Input Process**

At the onset of the planning process, a news release was developed and issued and informative letters were sent out to community groups and neighboring jurisdictions inviting public participation. A Hazard Mitigation Planning Group was constructed with representatives from a wide variety of community stakeholders. Planning group meetings were held which explained the process that was going to be taken to construct the Hazard Mitigation Plan, reviewed hazards of concern and hazard rankings, and explained the risks and vulnerability to the communities' people, buildings and infrastructure. Mitigation goals, objectives and actions were discussed and reviewed thoroughly with all planning group members until concurrence was reached. A capability assessment and action plan were developed to ensure mitigation actions were realistic and attainable and to assign funding sources and responsibility for each proposed activity.

After the Hazard Mitigation Planning Group Members and the Cambria Community Services District were both satisfied with the newly constructed draft plan and its goals, objectives and mitigation actions, a noticed public forum was held on March 2, 2017 at the Veteran's Hall at 1000 Main Street in Cambria. This was advertised to the general public in the Cambrian, the local Cambria newspaper, and was also posted on the CCSD website. Additionally, neighboring jurisdictions were invited to attend and provide feedback at this forum. Invitations were sent to: the San Simeon Community Services District, San Luis Obispo County Office of Emergency Services, Hearst Castle Museum Director, and the Forest Supervisor for Los Padres National Forest. *Please see invitation sent in Plan Appendix C.* An Administrative Draft of the Hazard Mitigation Plan was posted on the CCSD website two weeks prior to the public forum to allow the general public and neighboring jurisdiction an opportunity to review the plan. A Power Point presentation was developed that provided a detailed explanation of the risks and vulnerabilities the community faced. The mitigation goals, objectives and actions were explained in detail as were the resources that would be used to help mitigate these hazards. In addition, the general public had an opportunity to ask questions and comment on the proposed plan. All comments were reviewed with the stakeholder group and incorporated into the plan as appropriate. After inputting feedback from the general public, the Plan was taken to the CCSD Board of Directors for approval on March 23, 2017 at the Veterans Hall at 1000 Main Street in Cambria. The Public and Neighboring Communities were invited to attend the event and comment. This was advertised two weeks in advance, on both the County and CCSD websites, community bulletin boards and through a press release. A notification letter was also sent to San Luis Obispo County's Office of Emergency Services Manager and the General Manager of the neighboring San Simeon Community Services District. Two weeks prior to the hearing, the final draft Plan was posted on the CCSD website to enable the public and stakeholders ample time to read and evaluate it. During the Board of Director's meeting, a request was made to add the Cambria Healthcare District to the plan as a second jurisdiction. The board decided to table the item until this possibility could be reviewed further.

## **Multi-Jurisdictional Hazard Mitigation Plan for Cambria Community Services and Cambria Community Healthcare Districts**

---

The CCSD in conjunction with the County of San Luis Obispo and the Cambria Community Healthcare District (CCHD) decided to have the contractor restructure the Local Hazard Mitigation Plan into a Multi-Jurisdictional Hazard Mitigation Plan in order to include the Healthcare District.

After restructuring the plan to include the CCHD and numerous communications with the CCHD, the contractor met with the CCHD Administrator and Operations Director to present and discuss the jurisdictional profile, risk and vulnerability assessments and proposed mitigations goals, objectives and actions. This information was also reviewed with the CCHD Board President. After consensus was reached, the newly developed Draft Multi-Jurisdictional Hazard Mitigation Plan was sent to Planning Group Members for their review. After feedback was received and changes were made, the plan was posted on the CCSD and CCHD websites for public review. The public was made aware of this through a notice in the Cambrian newspaper and was invited to attend and comment at the Public Hearing of the CCHD Board of Directors meeting on held on May 17<sup>th</sup> at the Old Grammar School at 1070 Main Street. The CCHD Board of Directors made some Plan recommendations during the 5/17 meeting. They elected to not vote on the plan that day to allow the consultants time to incorporate their newest suggestions.

A second noticed public forum was conducted on May 30<sup>th</sup>, 2017 at the Veterans Hall. After implementing feedback received at the forum, the newly developed MJHMP will be taken back to the Public Hearing of the CCHD Board of Directors on June 21, 2017 and the CCSD Board of Directors on June 22, 2017 for their approval. [Upon receipt of approval by the CCSD Board of Directors, the MJHMP will be submitted to the State Hazard Mitigation Office at CAL OES. Upon receiving approval by the SHMO, the plan will be submitted to FEMA for final approval.](#)



## Multi-Jurisdictional Hazard Mitigation Plan for Cambria Community Services and Cambria Community Healthcare Districts

---

The Cambria Local Hazard Mitigation Planning Group was comprised of the following agency representatives and key stakeholders:

<b>Name</b>	<b>Agency</b>	<b>Title</b>	<b>Attended All Planning Group Meetings</b>	<b>Identified Hazards and Assisted with Mitigation Action Development</b>	<b>Additional Role</b>
<b>Ron Alsop</b>	SLO County Office of Emergency Services	Emergency Services Manager	Yes	Yes	Planning Advisor
<b>Jerry Grubber</b>	Cambria Community Services District	General Manager	Yes	Yes	Technical Specialist
<b>Michael Thompson</b>	Cambria Community Services District	Vice-President	Yes	Yes	Member of Ad Hoc Committee Overseeing LHMP
<b>Kathe Tanner</b>	The Cambrian	News Reporter/ Photographer	Yes	Yes	Communications and History Specialist
<b>Susan McDonald</b>	Community Volunteer		Yes	Yes	Community Liaison
<b>Joyce Renshaw</b>	Friends of Fiscalini Ranch	Chair	Yes	Yes	Open Space Advisor
<b>Shirley Bianchi</b>	Cambria Fire Safe Council	Moderator	Yes	Yes	Government Affairs/History Specialist

## Multi-Jurisdictional Hazard Mitigation Plan for Cambria Community Services and Cambria Community Healthcare Districts

<b>Bruce Fosdike</b>	Cambria Fire Safe Council	Member	Yes	Yes	Technical Specialist
<b>Bob Sayers</b>	Cambria Community Healthcare District	Administrator	Yes	Yes	EMS Technical Specialist
<b>Barbara Bronson Gray</b>	Cambria Community Healthcare District	Trustee	Yes	Yes	EMS Technical Specialist
<b>Jason Melendy</b>	Cambria Community Healthcare District	Operations Director	Yes	Yes	EMS Technical Specialist
<b>Cherie McKee</b>	San Luis Obispo County Board of Supervisors District #2	Legislative Assistant	Yes	Yes	Governmental Affairs Specialist
<b>Dave Wierenga</b>	Cambria Community Emergency Response Team	Assistant Lead	Yes	Yes	Community Support Emergency Response
<b>Craig Ufferheide</b>	Cambria Community Emergency Response Team	Lead	Yes	Yes	Community Support Emergency Response
<b>Marilyn Sproul</b>	Community Emergency Response Team	Member	Yes	Yes	Community Support Emergency Response

## Multi-Jurisdictional Hazard Mitigation Plan for Cambria Community Services and Cambria Community Healthcare Districts

---

<b>Mike Walsh</b>	Community Emergency Response Team	Member	Yes	Yes	Community Support Emergency Response
<b>Ken Topping</b>	SLO County Planning Commission	Member	Yes	Yes	Governmental Affairs/LHMP Planning/History Specialist
<b>Bob Putney</b>	Cambria CSD Fire Department	Fire Chief Retired/President of CCHD	Yes	Yes	Fire/EMS Technical Specialist
<b>William Hollingsworth</b>	Cambria Fire Community Services District	Fire Chief	Yes	Yes	Fire/EMS Technical Specialist
<b>Gail Robinette</b>	Cambria Community Services District	Past Director	Yes	Yes	Governmental Affairs
<b>Alan Peters</b>	CAL FIRE	County Forester	Yes	Yes	Forest Management
<b>Dave Fowler</b>	CAL FIRE	Fire Captain	Yes	Yes	Fire History and Fire Management
<b>Jeff Eckles</b>	Home Builders Association of the Central Coast	Executive Director	Yes	Yes	Land Use and Development Trends
<b>Joe Prian</b>	Remax	Realtor	Yes	Yes	Land Use and Development Trends

## Multi-Jurisdictional Hazard Mitigation Plan for Cambria Community Services and Cambria Community Healthcare Districts

---

<b>Annie Lachance</b>	Coast Unified School District	Business Manager	Yes	Yes	Project Manager for School District
<b>Lee Wight</b>	Coast Unified School District	Facilities Director	Yes	Yes	Liaison
<b>Mary Ann Carson</b>	Cambria Chamber of Commerce	Executive Director	Yes	Yes	Liaison
<b>Stephen Kniffen</b>	Cambria Chamber of Commerce	Board of Director	Yes	Yes	Liaison
<b>William Siembieda</b>	Cal Poly State University	Professor of City and Regional Planning	Yes	Yes	Land Use/ Planning Specialist
<b>Christine Heinrichs</b>	Cambria Forest Committee	Director	Yes	Yes	Forest Management
<b>Laura Swartz</b>	Cambria Forest Committee	Member	Yes	Yes	Forest Management
<b>Crosby Swartz</b>	Cambria Forest Committee	Member	Yes	Yes	Forest Management
<b>Bob Neumann</b>	Category Five Professional Consultants	Consultant/Vice-President	Yes	Yes	Technical Specialist - Public Safety
<b>Sheri Eibschutz</b>	Category Five Professional Consultants	Consultant/President	Yes	Yes	Facilitator/Planner

## **Multi-Jurisdictional Hazard Mitigation Plan for Cambria Community Services and Cambria Community Healthcare Districts**

---

### **C. Incorporation of Existing Plans and Other Information**

At the commencement of and throughout the planning process, a thorough review was conducted of all current and past pertinent planning documents including:

- San Luis Obispo County General Plan including:
  - Safety Element
  - Land Use Element
  - Open Space Element
- California State Hazard Mitigation Plan
- Cambria Community Wildfire Protection Plan
- Cambria Forest Management Plan
- San Luis Obispo County Community Wildfire Protection Plan
- San Luis Obispo County Local Hazard Mitigation Plan
- Flood Insurance Rate Maps (FIRM's)
- Past Disaster Declarations
- Santa Rosa Creek Watershed Enhancement Plan
- U. S. Fire Administration - Technical Studies
- Cambria Community Healthcare District Healthcare Professional's Committee Healthcare Needs Survey: Listening to Our Community
- Ambulance Response Time Study
- GeoSolutions Inc. CCHD Slope Study 2017

### **D. Plan Adoption**

Adoption by the local governing bodies demonstrates both jurisdictions' commitment to fulfilling the hazard mitigation goals and actions outlined in the plan. Adoption legitimizes the plan and authorizes applicable agencies to execute their responsibilities. Once the general public had ample time to review, ask questions, and comment on the proposed plan, the newly constructed LHMP was taken to the CCSD Board of Directors for approval. As mentioned above, this approval was delayed in order to restructure the plan to include the CCHD. Once the newly constructed draft Multi-Jurisdictional Plan was prepared, the general public was given additional time to review, ask questions, and provide feedback. [The MJHMP was then approved by the CCHD Board of Directors at a Public Hearing on June 21st and then approved by the CCSD Board of Directors at a Public Hearing held on June 22<sup>nd</sup>.](#) Upon receiving approval, the MJHMP was submitted and approved by the State Hazard Mitigation Office at CAL OES and then submitted to FEMA for final approval.

## **Multi-Jurisdictional Hazard Mitigation Plan for Cambria Community Services and Cambria Community Healthcare Districts**

---

### **IV. JURISDICTION PROFILE - CAMBRIA COMMUNITY SERVICES DISTRICT**

#### **A. Cambria Area History**

This community's earliest settlers are believed to be the Native American Chumash and Salinan Tribes. Approximately 30,000 tribal members inhabited Cambria nearly 1000 years prior to the arrival of Spanish settlers. Scientists have recovered evidence indicating that the tribes inhabiting the Cambria area were peaceful gentle individuals that lived modestly. These tribal members were known for their knowledge of medicinal herbs, their food handling hygiene, and their close family bonds. They were accomplished net and basket makers and created jewelry from abalone shells, whale and shark teeth, and crab claws. The Salinan people made use of the abalone, clam and olivella shells collected from the beach and rocky shores by carving them into beads which were used for currency. Prior to the arrival of the Spanish on the Central Coast, the Chumash and Salinan Tribes hunted game and gathered plants on what is now known as the Fiscalini Ranch Preserve. There is evidence that these Native American inhabitants entertained themselves with both music and gambling.

Records indicate that the Portola expedition brought the first Spanish explorers to the area in 1769. The Spanish temporarily named the area El Osito, in response to the Chumash offering them the gift of a juvenile bear. When Mission San Miguel was built in 1797, the Salinans worked on an outpost on San Simeon Creek where goods from the mission could be traded as ships landed near the beach. Remnants of the outpost are still present today near Cambria's sewer ponds and water reclamation facility on San Simeon Creek. There are sacred sites both north and south of Cambria at Morro Rock (Lesamo) and Lion Rock at Piedras Blancas.

In 1841, Governor Juan Alvarado gave Julian Estrada Rancho Santa Rosa, a Mexican land grant comprising 13,184 acres. This endowment stretched along the Pacific coastline from San Simeon Creek to the current town of Harmony, and included present-day Cambria.

Over the years, Cambria has also been called San Simeon, Santa Rosa, Rosaville and Slab Town. The District's fertile soils, lumber, and streams attracted many settlers. When cinnabar ore was discovered in 1862, the area appealed to miners. From 1867 to 1870, Cambria was a prosperous town exporting \$280,000 worth of quicksilver. Of the numerous mining claims filed, the Quicksilver Mining Company possessed the most successful. Their mine, the sixth largest in the world, employed 300 workers. This economic boom lasted until 1878 when mercury prices declined. Cambria's fluctuating mercury business came to an abrupt halt in 1889 as the result of a devastating fire. This was a turning point for Cambria which transitioned from a fishing and mining town into a dairy and lumber export community.

Many historic buildings remain in Cambria including the Squibb-Darke house, the Brambles, Santa Rosa School, the Hoosgow and the Old Santa Rosa Chapel. The latter was constructed in

## **Multi-Jurisdictional Hazard Mitigation Plan for Cambria Community Services and Cambria Community Healthcare Districts**

---

1870. This historic landmark is one of the oldest churches in San Luis Obispo County. Following its closing in 1963, its church and cemetery suffered neglect and vandalism. A later restoration project enabled the Chapel to reopen its doors in 1984.

Between 1919 and 1947, Hearst Castle, intended to be residence for newspaper icon, William Randolph Hearst, was constructed in neighboring San Simeon, California. This project was viewed positively by Cambria citizens who were grateful for employment opportunities particularly during the Great Depression years. Hearst Castle became a California State Park in 1954 and was open to visitors four years later. Cambria residents continue to provide services, supplies and accommodations to Hearst Castle's many visitors.

### **B. Area Geography**

The scenic coastal community of Cambria has a total area of 8.5 square miles (22 km<sup>2</sup>). This Census Designated Place (CDP) is entirely comprised of land and is located midway between Los Angeles and San Francisco-240 miles in each direction right alongside California State Highway 1. It resides between sea level and a 200 foot elevation and is located at 35°33'15"N 121°05'15"W.

The town of Cambria is approximately 3 squares miles in area. The District is built upon the Cambria Slab, a 5,000 ft. thick late-Cretaceous sandstone which extends from Villa Creek in Estero Bluffs State Park to San Simeon Creek, holding up the high coastal ridge between Cayucos and San Simeon State Park.

### **C. Communities and Protected Areas**

Cambria is an unincorporated community. It contains several protected areas including the Fiscalini Ranch Preserve (originally called the East West Ranch). This is a 430-acre park separating Cambria's East and West Villages. It is owned by the Cambria Community Services District and the conservation easement is held by Friends of Fiscalini Ranch Preserve. This preserve safeguards over a mile of the stunning Pacific coastline.

In the waters adjacent to Cambria and San Simeon, four Marine Protected Areas (MPA's) have been designated in order to conserve ocean wildlife and marine ecosystems. They are: Piedras Blancas State Marine Reserve, Piedras Blancas State Marine Conservation Area, White Rock State Marine Conservation Area and Cambria State Marine Conservation Area/ Cambria State Park.

To Cambria's south adjacent to the University of California Natural Reserve site at Rancho Marino lies the rugged White Rock (Cambria) State Marine Conservation Area. This Marine Protected Area spans 2.32 square miles. It is unlawful to injure, damage, take, or possess any living,

## **Multi-Jurisdictional Hazard Mitigation Plan for Cambria Community Services and Cambria Community Healthcare Districts**

---

geological, or cultural marine resource for recreational and/or commercial purposes, in this area with the exception of the commercial taking of giant kelp (*Macrocystis pyrifera*) and bull kelp (*Nereocystis* species). Several ongoing research projects take place here which provide valuable insight in ways to better protect the ocean and planet, and show the value of efforts to preserve the lush kelp beds and biologically rich intertidal zones.

To the north of the White Rock State Marine Conservation Area, the Cambria State Marine Conservation Area was established in 2007 by the California Department of Fish and Game. In 2010, it was also designated Cambria State Marine Park by the California State Park and Recreation Commission. The two areas share the same boundaries. And this MPA spans 6.26 miles. Within this Conservation Area, recreational fishing is permitted while commercial fishing and removal of marine resources is strictly prohibited.



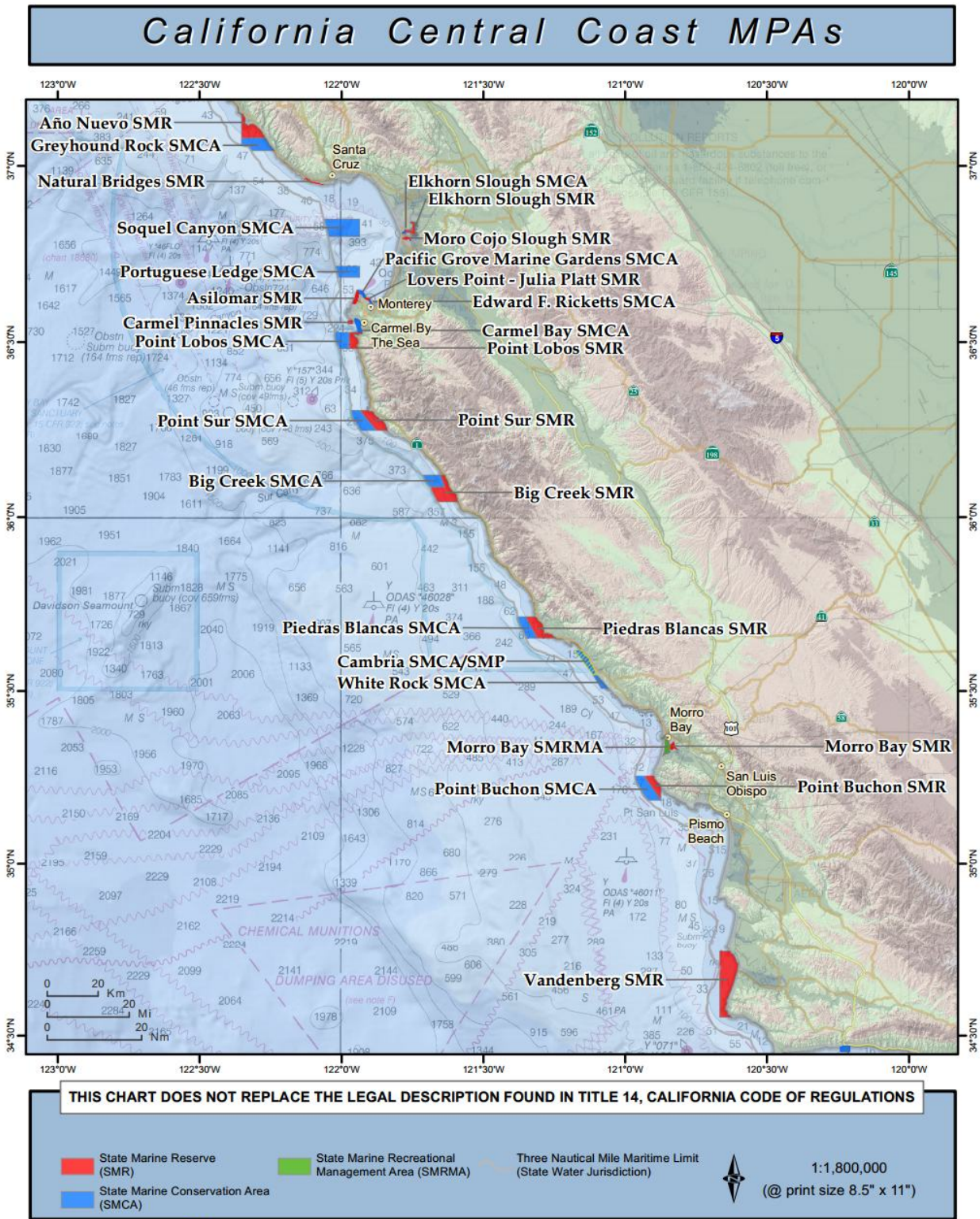
# Multi-Jurisdictional Hazard Mitigation Plan for Cambria Community Services and Cambria Community Healthcare Districts



Cc



# Multi-Jurisdictional Hazard Mitigation Plan for Cambria Community Services and Cambria Community Healthcare Districts



## Multi-Jurisdictional Hazard Mitigation Plan for Cambria Community Services and Cambria Community Healthcare Districts

---

### D. Population and Housing

#### i. Population Overview

<b>Cambria, California 2010-2014</b>	
Median Household Income	\$ 62,948
Persons in poverty, percent	7.2 %
Educational Attainment: Percent high school graduate or higher	90.5%
Persons without health insurance, percent	11.0%
Median Housing Value	\$625,300
Total Housing Units	4,096
Number of Companies	920
Male Median Income	\$46,365
Female Median Income	\$26,215
Veterans	734

*Sources: 2010-2014 American Community Survey 5-Year Estimates  
2010-2014 American Community Survey 5-Year Profiles  
2012 Survey of Business Owners: Company Summary*

#### ii. Resident Age and Race

<b>CAMBRIA, CALIFORNIA CDP DEMOGRAPHIC ESTIMATES</b>	<b>Cambria CDP, California</b>	
	<b>Estimate</b>	<b>Percent</b>
<b>SEX AND AGE</b>		
<b>Total population</b>	6,246	6,246
<b>Male</b>	2,933	47.0%
<b>Female</b>	3,313	53.0%
<b>Under 5 years</b>	166	2.7%
<b>5 to 9 years</b>	250	4.0%
<b>10 to 14 years</b>	229	3.7%
<b>15 to 19 years</b>	259	4.1%
<b>20 to 24 years</b>	192	3.1%
<b>25 to 34 years</b>	472	7.6%
<b>35 to 44 years</b>	466	7.5%
<b>45 to 54 years</b>	561	9.0%

## Multi-Jurisdictional Hazard Mitigation Plan for Cambria Community Services and Cambria Community Healthcare Districts

55 to 59 years	375	6.0%
60 to 64 years	947	15.2%
65 to 74 years	1,444	23.1%
75 to 84 years	623	10.0%
85 years and over	262	4.2%
Median age (years)	60.8	
<b>RACE</b>		
One race	6,088	97.5%
White	5,718	91.5%
Black or African American	8	0.1%
American Indian and Alaska Native	73	1.2%
Cherokee tribal grouping	0	0.0%
Chippewa tribal grouping	0	0.0%
Navajo tribal grouping	0	0.0%
Sioux tribal grouping	0	0.0%
Asian	33	0.5%
Native Hawaiian and Other Pacific Islander	0	0.0%
Some other race	256	4.1%
Two or more races	158	2.5%
White and Black or African American	0	0.0%
White and American Indian and Alaska Native	109	1.7%
White and Asian	19	0.3%
Black or African American and American Indian and Alaska Native	6	0.1%
<b>Total population</b>	<b>6,246</b>	<b>6,246</b>
<b>HISPANIC OR LATINO AND RACE</b>		
<b>Total population</b>	<b>6,246</b>	<b>6,246</b>
Hispanic or Latino (of any race)	1,338	21.4%
Mexican	1,159	18.6%
Puerto Rican	0	0.0%
Cuban	0	0.0%
Other Hispanic or Latino	179	2.9%
Not Hispanic or Latino	4,908	78.6%
<b>Total housing units</b>	<b>4,096</b>	

Source: U.S. Census Bureau, 2010-2014 American Community Survey 5-Year Estimates

## Multi-Jurisdictional Hazard Mitigation Plan for Cambria Community Services and Cambria Community Healthcare Districts

---

### iii. Housing Characteristic Profile

<b>CAMBRIA, CALIFORNIA 2010 HOUSING CHARACTERISTICS</b>		
	<b>Number</b>	<b>Percent</b>
<b>HOUSEHOLDS BY TYPE</b>		
<b>Total households</b>	2,762	100.0
<b>Family households</b>	1,758	63.6
<b>With own children under 18 years</b>	403	14.6
<b>Husband-wife family</b>	1,483	53.7
<b>With own children under 18 years</b>	275	10.0
<b>Male householder, no wife present</b>	75	2.7
<b>With own children under 18 years</b>	40	1.4
<b>Female householder, no husband present</b>	200	7.2
<b>With own children under 18 years</b>	88	3.2
<b>Nonfamily households</b>	1,004	36.4
<b>Householder living alone</b>	804	29.1
<b>Male</b>	286	10.4
<b>65 years and over</b>	118	4.3
<b>Female</b>	518	18.8
<b>65 years and over</b>	304	11.0
<b>Households with individuals under 18 years</b>	442	16.0
<b>Households with individuals 65 years and over</b>	1,320	47.8
<b>Average household size</b>	2.18	
<b>Average family size [7]</b>	2.61	
<b>HOUSING OCCUPANCY</b>		
<b>Total housing units</b>	4,062	100.0
<b>Occupied housing units</b>	2,762	68.0
<b>Vacant housing units</b>	1,300	32.0
<b>For rent</b>	88	2.2
<b>Rented, not occupied</b>	3	0.1
<b>For sale only</b>	71	1.7
<b>Sold, not occupied</b>	10	0.2
<b>For seasonal, recreational, or</b>	1,058	26.0

## Multi-Jurisdictional Hazard Mitigation Plan for Cambria Community Services and Cambria Community Healthcare Districts

---

occasional use		
All other vacancies	70	1.7
Homeowner vacancy rate (percent)	3.4	
Rental vacancy rate (percent)	10.1	
<b>HOUSING TENURE</b>		
Occupied housing units	2,762	100.0
Owner-occupied housing units	1,985	71.9
Population in owner-occupied housing units	4,030	
Average household size of owner-occupied units	2.03	
Renter-occupied housing units	777	28.1
Population in renter-occupied housing units	2,001	
Average household size of renter-occupied units	2.58	

Source: U.S. Census Bureau, 2010 Census

#### iv. Poverty Status

The economic status of the local population is very diverse and includes low, middle and high-income families. Cambria's estimated poverty level for the past 12 months is 7.2% which falls well below the state estimate of 16%.



## Multi-Jurisdictional Hazard Mitigation Plan for Cambria Community Services and Cambria Community Healthcare Districts

### Poverty Status Estimates for Past 12 months

POVERTY STATUS ESTIMATES	Cambria CDP, California		
	Total	Below poverty level	Percent below poverty level
	Estimate	Estimate	Estimate
<b>Population for whom poverty status is determined</b>	6,219	450	7.2%
<b>AGE</b>			
<b>Under 18 years</b>	784	108	13.8%
<b>Related children under 18 years</b>	777	101	13.0%
<b>18 to 64 years</b>	3,106	230	7.4%
<b>65 years and over</b>	2,329	112	4.8%
<b>SEX</b>			
<b>Male</b>	2,932	162	5.5%
<b>Female</b>	3,287	288	8.8%
<b>RACE AND HISPANIC OR LATINO ORIGIN</b>			
<b>One race</b>	6,061	433	7.1%
<b>White</b>	5,691	407	7.2%
<b>Black or African American</b>	8	0	0.0%
<b>American Indian and Alaska Native</b>	73	26	35.6%
<b>Asian</b>	33	0	0.0%
<b>Native Hawaiian and Other Pacific Islander</b>	0	0	-
<b>Some other race</b>	256	0	0.0%
<b>Two or more races</b>	158	17	10.8%
<b>Hispanic or Latino origin (of any race)</b>	1,312	210	16.0%
<b>White alone, not Hispanic or Latino</b>	4,720	229	4.9%
<b>EDUCATIONAL ATTAINMENT</b>			
<b>Population 25 years and over</b>	5,150	297	5.8%
<b>Less than high school graduate</b>	487	60	12.3%
<b>High school graduate (includes equivalency)</b>	791	57	7.2%
<b>Some college, associate's degree</b>	1,423	131	9.2%
<b>Bachelor's degree or higher</b>	2,449	49	2.0%

## Multi-Jurisdictional Hazard Mitigation Plan for Cambria Community Services and Cambria Community Healthcare Districts

<b>EMPLOYMENT STATUS</b>			
<b>Civilian labor force 16 years and over</b>	2,569	156	6.1%
<b>Employed</b>	2,423	134	5.5%
<b>Male</b>	1,178	12	1.0%
<b>Female</b>	1,245	122	9.8%
<b>Unemployed</b>	146	22	15.1%
<b>Male</b>	104	13	12.5%
<b>Female</b>	42	9	21.4%
<b>WORK EXPERIENCE</b>			
<b>Population 16 years and over</b>	5,503	353	6.4%
<b>Worked full-time, year-round in the past 12 months</b>	1,302	37	2.8%
<b>Worked part-time or part-year in the past 12 months</b>	1,451	160	11.0%
<b>Did not work</b>	2,750	156	5.7%
<b>All Individuals below:</b>			
<b>50 percent of poverty level</b>	175		
<b>125 percent of poverty level</b>	576		
<b>150 percent of poverty level</b>	739		
<b>185 percent of poverty level</b>	1,202		
<b>200 percent of poverty level</b>	1,423		

Source: U.S. Census Bureau, 2010-2014 American Community Survey 5-Year Estimates

### E. Area Economy

#### Employment by Industry

The most common industries in the study area with respect to employee numbers are Accommodation and Food Service, Retail Trade, and Healthcare and Social Assistance. Tourism is the driving force behind the accommodation and food service industry primarily resulting from visitors to Hearst Castle, located six miles to the north and the Piedras Blancas elephant seal rookery, fifteen miles to the north. Additionally, tourists are attracted to Cambria's scenic beaches, tide pools, rocky cliffs and Monterey Pines. Cambria is home to a number of cozy bed and breakfast lodgings particularly along Moonstone Beach Drive in addition to the Cambria Historical Museum in the East Village and Hillcrest Drive's historic Nitt Witt Ridge. Coast Unified School District and Cambria Community Services District are other major local employers.



## Multi-Jurisdictional Hazard Mitigation Plan for Cambria Community Services and Cambria Community Healthcare Districts

---

### Industries by Share (Total Employees 2,423):

INDUSTRY	SHARE (Percent)	Employees
Accommodation and Food Service	18.5%	448
Retail Trade	13.5	326
Healthcare and Social Assistance	11.5	278
Professional, Scientific, Tech Services	8.5	207
Admin Support, Waste Management Services	6.9	168
Educational Services	6.7	163
Construction	5.8	140
Other Services except Public Administration	4.7	115
Real Estate, Rental and Leasing	4.0	96
Manufacturing	3.5	84
Finance and Insurance	2.4	57
Public Administration	2.1	50
Information	1.8	43
Wholesale Trade	1.5	37
Mining, Quarrying, Oil, Gas Extraction	1.0	25
Utilities	0.7	16
Agriculture, Forestry, Fishing, Hunting	0.4	9
Transportation and Warehousing	0.3	7

Dataset: ACS 5-year Estimate Source: Census Bureau

## Multi-Jurisdictional Hazard Mitigation Plan for Cambria Community Services and Cambria Community Healthcare Districts

---

### 2012 Economic Census: Cambria CDP, California

<b>INDUSTRY TYPE</b>	<b>Number of establishments</b>	<b>Value of sales, shipments, receipts, revenue, or business done (\$1,000)</b>	<b>Annual payroll (\$1,000)</b>	<b>First-quarter payroll (\$1,000)</b>	<b>Number of employees</b>
<b>Manufacturing</b>	5		655		21
<b>Wholesale trade</b>	4	4,682	351	72	12
<b>Retail trade</b>	37	38,578	4,131	989	243
<b>Information</b>	3				
<b>Finance and insurance</b>	4				
<b>Real estate and rental and leasing</b>	13	8,265	1,389	493	29
<b>Professional, scientific, and technical services</b>	12	1,849	619	138	25
<b>Administrative and support and waste management and remediation services</b>	12	2,435	534	109	20
<b>Health care and social assistance</b>	14	4,962	2,499	497	65
<b>Arts, entertainment, and recreation</b>	9	3,237	460	84	21
<b>Accommodation and food services</b>	55	50,559	14,300	3,389	728
<b>Other services (except public administration)</b>	8	1,890	538	132	21

Source: U.S. Census Bureau, 2012 Economic Census, 2012 Economic Census of Island Areas, and 2012 Nonemployer Statistics

## Multi-Jurisdictional Hazard Mitigation Plan for Cambria Community Services and Cambria Community Healthcare Districts

---

### F. Schools

Coast Unified School District is located within Cambria. The School District serves the Cambria, Cayucos and San Simeon communities in addition to surrounding areas. The district has approximately 750 students enrolled in grades K-12. This includes:

School	Grades	Student Population
Cambria Grammar School	K-5	259
Santa Lucia Middle School	6-8	159
Coast Union High School	9-12	215
Leffingwell High (Continuation School)	9-12	10
Cambria Community Day School	7-12	0

Source: Coast Unified School District-December 2017

Cambria is also home to the New Dawn Montessori School which educates 3-9 year old children.

### School Enrollment-Cambria Census Designated Place

SCHOOL ENROLLMENT CAMBRIA CDP, CALIFORNIA	Cambria CDP, California		
	Total	Percent of enrolled population	
		In public school	In private school
	Estimate	Estimate	Estimate
<b>Population 3 years and over enrolled in school</b>	935	95.5%	4.5%
<b>Nursery school, preschool</b>	48	95.8%	4.2%
<b>Kindergarten to 12th grade</b>	633	96.8%	3.2%
<b>Kindergarten</b>	10	100.0%	0.0%
<b>Elementary: grade 1 to grade 4</b>	229	91.3%	8.7%
<b>Elementary: grade 5 to grade 8</b>	217	100.0%	0.0%
<b>High school: grade 9 to grade 12</b>	177	100.0%	0.0%
<b>College, undergraduate</b>	246	91.9%	8.1%
<b>Graduate, professional school</b>	8	100.0%	0.0%
<b>Percent of age group enrolled in school --</b>			
<b>3 and 4 years</b>	45.3%	95.8%	4.2%
<b>5 to 9 years</b>	91.6%	91.3%	8.7%

## Multi-Jurisdictional Hazard Mitigation Plan for Cambria Community Services and Cambria Community Healthcare Districts

<b>10 to 14 years</b>	100.0%	100.0%	0.0%
<b>15 to 17 years</b>	95.8%	100.0%	0.0%
<b>18 and 19 years</b>	76.3%	100.0%	0.0%
<b>20 to 24 years</b>	54.7%	100.0%	0.0%
<b>25 to 34 years</b>	10.8%	60.8%	39.2%
<b>35 years and over</b>	0.9%	100.0%	0.0%
<b>Population 18 years and over</b>	5,435		
<b>Enrolled in college or graduate school</b>	4.7%	92.1%	7.9%
<b>Males 18 years and over</b>	2,470		
<b>Enrolled in college or graduate school</b>	4.7%	100.0%	0.0%
<b>Females 18 years and over</b>	2,965		
<b>Enrolled in college or graduate school</b>	4.6%	85.4%	14.6%
<b>Population 18 to 24 years</b>	285		
<b>Enrolled in college or graduate school</b>	56.1%	100.0%	0.0%
<b>Males 18 to 24 years</b>	139		
<b>Enrolled in college or graduate school</b>	59.0%	100.0%	0.0%
<b>Females 18 to 24 years</b>	146		
<b>Enrolled in college or graduate school</b>	53.4%	100.0%	0.0%

Source: U.S. Census Bureau, 2010-2014 American Community Survey 5-Year Estimates

### Coast Unified School District Demographics

<b>2016-2017 Enrollment: 649 Students</b>	
Hispanic	62.41%
American Indian	.46%
Filipino	.31%
Asian	.77%
African American	.92%
White	31.9%
Multiple ethnicities	.77%
Other/Not Specified	2.46%

Source: Coast Unified School District-December 2017

## **Multi-Jurisdictional Hazard Mitigation Plan for Cambria Community Services and Cambria Community Healthcare Districts**

---

To offset the impact of California's declining school budgets, the Cambria Education Foundation, a non-profit organization, was formed. The Foundation offers programs that enhance and enrich the education provided within the Coast Union School District.

### **Universities:**

The nearest colleges to the study area are Cuesta Community College and California Polytechnic State University (Cal Poly), San Luis Obispo.

### **G. Utilities**

The following companies provide utility services to the study area:

<b>Utility</b>	<b>Provider</b>
Electric	Pacific Gas and Electric
Natural Gas	Southern California Gas Company
Telephone	AT&T, SBC Pacific Bell, and Charter
Water, Sewer, Trash	Cambria Community Services District

Cambria obtains its water supply from wells that tap San Simeon and Santa Rosa creeks. The community is vulnerable to water shortages as a result of their reliance on this unstable network of creeks. To help alleviate this shortage, the Cambria Community Services District has constructed a 9.13 million dollar treatment plant to treat brackish water and return it to the aquifer. The water is a combination of groundwater, percolated wastewater treatment plant effluent and a mix of fresh water and salt water. Operation of this plant is controversial as concerns have been raised that it could harm the fragile ecosystem, particularly San Simeon Creek lagoon, and also be a financial burden to ratepayers.

An ever-increasing number of Cambria residents have abandoned landline telephones and are utilizing cell phones for home phones. This continues to be problematic as cell phone coverage in the Cambria area is sporadic with some areas having poor or no cell coverage.

## **Multi-Jurisdictional Hazard Mitigation Plan for Cambria Community Services and Cambria Community Healthcare Districts**

---

### **H. Area Climate**

Cambria boasts a mild, smog free climate with an average of 286 sunny days per year. An ocean breeze is common as is seasonal fog. Annually, Cambria receives approximately 29 inches of rainfall. Snowfall only occurs at the higher elevations of the Santa Lucia Range. Cambria's temperature is generally in the 50° to 70° F range with an average January low of 45° F and a July high temperature of 75°F.

CLIMATE	Cambria, California	United States
Rainfall (in.)	29.0	39.2
Snowfall (in.)	0.1	25.8
Precipitation Days	48	102
Sunny Days	286	205
Avg. July High	75.1	86.1
Avg. Jan. Low	44.8	22.6
Comfort Index (higher=better)	87	54
UV Index	5.3	4.3
Elevation ft.	139	1,443

Source: Sperling's Best Places 2017

### **I. Climate Change-Global Warming**

Data gathered by NASA and NOAA indicate that the Earth's average surface temperature has increased by about 1.2° to 1.4° F in the last 100 years. Since 1998, the eight warmest years on record (since 1850) have been recorded, with the warmest being 2016 with the last three years experiencing record high temperatures. Most of the warming in recent decades is very likely the result of human activities. For over the past 200 years, the burning of fossil fuels, such as coal and oil, and deforestation have caused the concentrations of heat-trapping "greenhouse gases" to increase significantly in our atmosphere.

This warming trend may well have an impact on the naturally occurring hazards in the Cambria District. Expected effects will include changes in the range and distribution of plants and animals

## **Multi-Jurisdictional Hazard Mitigation Plan for Cambria Community Services and Cambria Community Healthcare Districts**

---

(pests), longer and hotter/dryer fire seasons, and changes in rainfall and intensities (flooding). Public Health impacts can also be expected. Extreme periods of heat and cold, storms, and smoke from fire will have impacts on climate-sensitive diseases and respiratory illnesses. More detailed information on specific impacts is found in the Risk Analysis section of this plan.

### **J. Area Transportation Systems**

#### **Major Highways**

The Community of Cambria is off U.S. Highway 1 and located 240 miles north of Los Angeles and 240 miles south of San Francisco. Southbound travelers can take Highway 101 North to San Luis Obispo (Morro Bay, Hearst Castle Exit) to Highway 1. Visitors from the North can take Highway 101 South to Highway 46 (Cambria Exit) to Highway 1.

#### **Public Airports**

San Luis Obispo County Regional Airport, McChesney Field, a civil airport in San Luis Obispo County is located 35 miles south of Cambria.

#### **Trains**

An Amtrak station is located in the City of San Luis Obispo, 35 miles south of Cambria and 28 miles east of Cambria.

#### **Other Public Transportation**

- **Regional Transit Authority (RTA)**-The Regional Transit Authority Route 15 bus operates from Morro Bay to San Simeon 7 days a week. It also makes weekend runs to the Hearst Castle Visitor's Center. RTA also offers bus service from San Luis Obispo to Cambria.
- **Greyhound**-There are Greyhound bus service stations throughout the County with the Atascadero and Paso Robles stations located closest to Cambria.
- **Community Bus**-The Cambria Community Bus is a means of transportation provided by the Cambria Community Council. It offers free local door to door service for seniors (persons over 60) and disabled persons within the Cambria-San Simeon area. Multiple stops are not only allowed but encouraged.
- **Roadrunner Shuttle**-Roadrunner Shuttle and Limousine Service operates transfer service to and from Cambria Bus 24 hours a day, 7 days a week.



## Multi-Jurisdictional Hazard Mitigation Plan for Cambria Community Services and Cambria Community Healthcare Districts

### Commuting Characteristics

CAMBRIA CALIFORNIA, CDP COMMUTING CHARACTERISTICS	Total	Male	Female
	Estimate	Estimate	Estimate
<b>Workers 16 years and over</b>	2,407	1,188	1,219
<b>MEANS OF TRANSPORTATION TO WORK</b>			
<b>Car, truck, or van</b>	82.2%	81.7%	82.6%
<b>Drove alone</b>	70.0%	73.7%	66.4%
<b>Carpooled</b>	12.2%	8.1%	16.2%
<b>In 2-person carpool</b>	9.8%	6.7%	12.7%
<b>In 3-person carpool</b>	1.7%	1.3%	2.1%
<b>In 4-or-more person carpool</b>	0.7%	0.1%	1.4%
<b>Workers per car, truck, or van</b>	1.09	1.06	1.12
<b>Public transportation (excluding taxicab)</b>	0.0%	0.0%	0.0%
<b>Walked</b>	1.5%	1.8%	1.3%
<b>Bicycle</b>	0.2%	0.0%	0.3%
<b>Taxicab, motorcycle, or other means</b>	2.0%	3.0%	1.0%
<b>Worked at home</b>	14.1%	13.5%	14.8%
<b>PLACE OF WORK</b>			
<b>Worked in state of residence</b>	99.5%	98.9%	100.0%
<b>Worked in county of residence</b>	94.1%	91.3%	96.9%
<b>Worked outside county of residence</b>	5.3%	7.6%	3.1%
<b>Workers 16 years and over who did not work at home</b>	2,067	1,028	1,039
<b>TIME LEAVING HOME TO GO TO WORK</b>			
<b>12:00 a.m. to 4:59 a.m.</b>	3.3%	6.6%	0.0%
<b>5:00 a.m. to 5:29 a.m.</b>	0.3%	0.6%	0.0%
<b>5:30 a.m. to 5:59 a.m.</b>	0.4%	0.0%	0.8%
<b>6:00 a.m. to 6:29 a.m.</b>	3.9%	4.5%	3.4%
<b>6:30 a.m. to 6:59 a.m.</b>	11.2%	14.0%	8.5%
<b>7:00 a.m. to 7:29 a.m.</b>	11.5%	15.2%	7.8%
<b>7:30 a.m. to 7:59 a.m.</b>	11.8%	8.9%	14.6%
<b>8:00 a.m. to 8:29 a.m.</b>	18.0%	21.7%	14.3%
<b>8:30 a.m. to 8:59 a.m.</b>	5.7%	2.9%	8.4%
<b>9:00 a.m. to 11:59 p.m.</b>	34.0%	25.6%	42.3%
<b>TRAVEL TIME TO WORK</b>			
<b>Less than 10 minutes</b>	37.1%	34.3%	39.8%

## Multi-Jurisdictional Hazard Mitigation Plan for Cambria Community Services and Cambria Community Healthcare Districts

<b>10 to 14 minutes</b>	15.0%	16.0%	14.1%
<b>15 to 19 minutes</b>	6.5%	8.8%	4.3%
<b>20 to 24 minutes</b>	9.0%	4.9%	13.1%
<b>25 to 29 minutes</b>	3.6%	1.7%	5.5%
<b>30 to 34 minutes</b>	6.9%	10.9%	3.0%
<b>35 to 44 minutes</b>	9.8%	10.3%	9.2%
<b>45 to 59 minutes</b>	5.8%	5.2%	6.4%
<b>60 or more minutes</b>	6.3%	8.1%	4.5%
<b>Mean travel time to work (minutes)</b>	22.1	24.3	20.0
<b>VEHICLES AVAILABLE</b>			
<b>Workers 16 years and over in households</b>	2,405	1,186	1,219
<b>No vehicle available</b>	1.5%	2.2%	0.9%
<b>1 vehicle available</b>	13.7%	13.2%	14.2%
<b>2 vehicles available</b>	52.9%	52.8%	53.0%
<b>3 or more vehicles available</b>	31.9%	31.8%	31.9%

Source: U.S. Census Bureau, 2010-2014 American Community Survey 5-Year Estimates

### K. Governing Body

Cambria is an unincorporated community located in the County of San Luis Obispo, Supervisorial District #2. San Luis Obispo County provides the following services to the community: Animal Control, Law Enforcement /Sheriff s Department, Planning and Building Department functions, Social Services, Mental Health, and Public Health.

In the state legislature, Cambria is in the 17<sup>th</sup> Senate District and the 35<sup>th</sup> Assembly District. In the United States House of Representatives, Cambria is in California's 24th congressional district.

Formed in 1976, the CCSD provides many services to Cambria's residents including fire protection, water, wastewater, refuse, lighting, open space, parks and recreation. The CCSD is strongly committed to preserving and protecting Cambria's water and other precious resources.

The Cambria Community Services District is governed by a five-member Board of Directors, elected by Cambria residents for overlapping four-year terms. The CCSD Board elects a President who preside over meetings, and a Vice President, who serves in the President's absence. The President's position rotates annually with December nominations. CCSD elections are consolidated with San Luis Obispo County and General Elections and are normally held the first Tuesday in November. The County Clerk Recorder handles all candidate filings.

## **Multi-Jurisdictional Hazard Mitigation Plan for Cambria Community Services and Cambria Community Healthcare Districts**

---

The CCSD is one of three independent special districts in Cambria. The other two are the Cambria Community Healthcare District (CCHD) described in detail below and the Cambria Cemetery District:

- **The Cambria Cemetery District**, also known as the Cambria Community Cemetery is a non-profit tax supported agency governed by a three-member board of trustees. The cemetery land, located in the middle of the largest strand of Monterey Pines in California, was originally donated by George Leffingwell in 1870 and later deeded to the San Simeon Masonic Lodge in 1877. In 1940, the San Luis Obispo County set up boundaries and created special districts for the 11 cemeteries in the county. The 12.2 acre Cambria Community Cemetery possesses more than 550 available burial sites and performs 40-70 interments a year. Its grounds contain more than 1200 trees including Monterey Pines, coastal live oaks, Toyon trees, California Pepper tree, and various other native flowers and grasses.

### **L. Land Use**

Land use in the CCSD is predominantly comprised of single-family residential and large open urban preservation areas. A lesser amount of space is designated for recreation and a commercial district and a small agricultural component also exists. There has been a significant decrease in growth rates this past decade resulting from resource constraints and development restrictions despite the existence of a significant number of vacant lots. While water supply shortages are the greatest concern, public facility and traffic limitations are also problematic.

In 2003, the CCSD Board of Director's passed a motion to limit Cambria's buildout to a maximum of 4,650 connections. The District's Buildout Reduction Plan includes permanently retiring lots to allow the maximum build out to match their goal of 4,650 dwelling units. This would result in a population ranging from 7,724 to 10,469.

In 1999, SLO County restricted Cambria's allocations to a 1 percent maximum for dwelling units in place of the county's rate of 2.3. In 2001, the CCSD instituted a Water Code 350 emergency and enacted a moratorium for new connections excluding in progress "pipeline projects". Resultantly, actual growth in Cambria has remained under the County's one percent limit. In an effort to increase Cambria's water supply, the CCSD is presently engaged in a desalination project.

The public purchase of the Fiscalini Ranch along with the Residential Single Family land use designation led to the elimination of 738 potential dwelling units.

(Source: SLO County General Plan Land Use Element 2014)

## **Multi-Jurisdictional Hazard Mitigation Plan for Cambria Community Services and Cambria Community Healthcare Districts**

---

### **V. JURISDICTION PROFILE- CAMBRIA HEALTHCARE DISTRICT**

#### **A. Cambria Community Healthcare District History**

The Cambria Community Hospital District was formed in 1947 for the purpose of attracting medical and dental personnel to the area. Formation was approved by the local voting constituency and was authorized by the San Luis Obispo County Board of Supervisors. In 1951, the District took charge of ambulance service operations that had been run from the Cambria Chamber of Commerce. Their sole ambulance was stored in a shed behind the old Bank of America building. In 1957, the District bought two lots for \$3500 and began construction on the Main Street property. A year later, a clinic was built and medical equipment was purchased for the purpose of leasing the facility to physicians at a nominal rate. As ambulance runs steadily increased, the District added an ambulance garage and additional medical office space in 1963. Two years later, the District purchased a Cadillac ambulance for \$9,595. In 1967, in response to pressure from the local community, the District constructed additional office space for purpose of leasing to a dentist. A separate ambulance garage was constructed in 1971. Three years later, a full-time ambulance manager position was established to assist volunteer coordination. In 1976, a full-time Emergency Medical Technician ambulance staff was hired allowing for 24 hour ambulance coverage augmented by volunteers.

In 1977, the ambulance garage constructed in 1971 was converted into an office and quarters for ambulance crew. Also at this time, Project Heartbeat, an independent fundraising foundation, purchased life-saving equipment. A new Type 1 modular ambulance was purchased in 1978. In 1981, the clinic property was officially named ‘The Professional Building.’ In 1983, the District sponsored personnel to become EMT II (Intermediate Paramedic) to upgrade operations to Advanced Life Support. A year later, a back-up response system was established, part-time clerical staff was hired and a second ambulance was purchased. In 1985, the District passed Measure B, an annual parcel assessment to raise funds to update ambulances and equipment. Two years later, a 1987 Ford Type III was purchased in addition to a 1988 Ford Bronco II to be used as a utility vehicle for the District.

As call volume continued to increase, staffing levels rose to four full-time and 3 part-time paramedics in 1988. Personnel were upgraded to full paramedic status (EMT-P). A year later, a new VHF radio repeater system was installed and implemented to allow direct paging access for back-up personnel. In 1993, the older ambulances were sold and replaced by a 1992 diesel type III ambulance. An additional paramedic position was established in 1994 which enabled the Administrator to assume full-time office duties and assist with emergency calls. Paramedic crews reduced their 72 hour work week to 56 hour work week schedule. That same year, the District formally changed its name to the Cambria Community Healthcare District and a Crisis Intervention Team was established. In 1995, the CCHD launched a website and the following year, the district began Healthcare News, an annual newsletter for residents.

## **Multi-Jurisdictional Hazard Mitigation Plan for Cambria Community Services and Cambria Community Healthcare Districts**

---

In 1995, a third ambulance was added to the fleet, a 1991 Type II purchased with Project Heartbeat funding. Five years later, the 1992 Horton was replaced with a new Type II ambulance. In 2002, another Type II was purchased to replace the older one. In 2008, the district replaced their older ambulances with two new Springer Type II's which increased the fleet to four ambulances.

In 2005, the District administrative office moved to 1241 Knollwood Circle. The larger facility contains three private offices, community meeting space, kitchen and storage areas, and the ambulance crew's workout equipment. The vacated office space located at 2511 and 2515 Main Street was then leased by the Community Health Center, while the District's ambulances continued to operate out of the building at 2535 Main Street.

In 2006, Measure AA passed which allowed for additional funding of the Healthcare District. The following year EMT's and Paramedics were hired to staff two full-time ambulance and the ambulance station was remodeled to house personnel. This same year, CCHD staff began educating local Junior High students on CPR and First Aid and commenced a drunk driving campaign.

In 2017, a series of large winter storms resulted in minor flooding and a small mudslide behind the Main Street properties. To ensure continued safe operation, the ambulance station was temporarily relocated. A geological study was performed and recommendations on slope stabilization were made.

These storm related events, the age and condition of the building, its location, and construction type (non-essential service) have generated considerable discussion regarding the possibility of relocating the ambulance station.

### **B. Healthcare District Jurisdictional Boundaries**

The Healthcare District's boundaries were set by local election by the citizens and ratified by San Luis Obispo County and the State of California. The CCHD's northern boundary is the SLO County line where it abuts Monterey County, to the Pacific Ocean on the west side, the Rocky Butte mountain range on the east side, and Villa Creek just north of Cayucos. This covers a jurisdictional area and population beyond the CCSD boundaries.



The Healthcare District serves the communities of Cambria, San Simeon, Harmony, San Simeon Acres, and the surrounding rural areas. Their normal response zone is 810 square miles covering from north Cayucos (Villa Creek) to the Monterey and San Luis Obispo County lines. The zone

## **Multi-Jurisdictional Hazard Mitigation Plan for Cambria Community Services and Cambria Community Healthcare Districts**

---

extends inland approximately 15 miles along the Santa Lucia Mountain range. Additionally, the District provides service into the south coastal zone of Monterey County extending up to the community of Pacific Valley. As part of a county-wide move up and cover system, the Healthcare District ambulance crew will provide coverage when other units in the County are busy and these outside units will provide coverage within the district boundaries as needed. The combined population of Cambria and San Simeon is approximately 7,000. This number increases significantly during the summer months with the influx of tourists visiting Hearst Castle in San Simeon. In addition to the more than one million annual visitors to the area, the District also has a significant number of part-time residents.

### **C. Governing Body**

The District is governed by a five member Board. The District meets monthly on the third Wednesday at 1:00 P.M. at the Coast Unified School District boardroom at 1350 Main Street in Cambria. Meeting agendas are posted at the entrance to the administrative offices and the ambulance station at least 72 hours prior to meeting dates. The Board President may call special meetings as deemed necessary.

### **D. Healthcare District Responsibilities**

The Cambria Community Healthcare District (CCHD) is a public, tax and fee supported special district whose mission is to *“Improve the health of District residents by providing emergency services, enhancing access to care, and promoting wellness”*.

The Healthcare District is the sole agency responsible for recruiting needed healthcare services to the area. It provides community health and education classes including Cardio-Pulmonary Resuscitation (CPR), Automatic External Defibrillator (AED) and Basic First Aid and Safety and operates the following essential programs and services:

- Community Blood Pressure Checks-Available Daily at the ambulance station.
- Community Emergency Response Team (CERT) development
- "Every 15 Minutes" High School Anti-Drinking/Driving Program
- Local school visitation and ambulance demonstrations.
- Emergency Medical Services (EMS) Appreciation Day participation and sponsorship
- Coast Union High School Football standby, as well as other athletic events as requested.

## **Multi-Jurisdictional Hazard Mitigation Plan for Cambria Community Services and Cambria Community Healthcare Districts**

---

- Special Event standby and assistance, such as the annual Pinedorado Celebration and the Fourth of July Fireworks.

### **E. Medical Services**

The Community Health Centers of the Central Coast (CHC) is a non-profit corporation that leases the CCHD professional medical building for the purpose of operating a weekday medical clinic. This clinic provides primary medical care, family practice medicine and chiropractic services. Located in the East Village of Cambria, the CHC serves residents from the entire north coast of San Luis Obispo and is the only medical clinic operating in Cambria. The clinic serves approximately 500 patients per month from its 2511 and 2515 Main Street locations.

The following three San Luis Obispo County hospitals provide medical services to Cambria residents:

- Twin Cities Hospital in Templeton (25 miles inland)
- Sierra Vista Regional Medical Center in the City of San Luis Obispo (35 miles south)
- French Hospital in the City of San Luis Obispo (37 miles south).

In January of 2016, a healthcare survey was conducted by the CCHD Health Professionals Committee, which is comprised of physicians, nurses, pharmacists, paramedics, EMT's, pharmacists, Occupational and Speech Therapists and two CCHD Directors. The survey was intended to ascertain the healthcare needs of District residents and identify gaps in healthcare services. The following information was determined based on 60 pilot interviews with residents and a survey sent to 4,200 CCHD residents in January of 2016 with their utility bill. This was also advertised in the local newspaper, the Cambrian. Six hundred thirty residents completed the survey.



## Multi-Jurisdictional Hazard Mitigation Plan for Cambria Community Services and Cambria Community Healthcare Districts

---

### Healthcare Needs Survey Results

<b>Where do residents go for their healthcare:</b>	
• Currently travel outside of District	66%
• Would prefer to receive their care locally	80%
<b>Services that require residents to travel outside of District:</b>	
• Radiology/X-Ray	69%
• Laboratory	46%
• Urgent Care	40%
• Dental	39%
• Other Outpatient Services	34%
<b>What healthcare services residents want in the District:</b>	
• Urgent Care	34%
• Radiology/X-ray	15%
• More physicians	12%
• More specialists	12%
• Laboratory	12%
• Weekend Hours	10%
• Walk-In or Full Service Clinic	5%
<b>What would residents like to see changed or improved:</b>	
• Urgent Care	28%
• More Doctors	25%
• 24/7 Care	19%
• More Primary Care Doctors	13%

The results of the survey show that 85% of respondents want more medical care close to home. The 2014 Annals of Family Medicine recommends that a population of 7,500 residents should have 6 to 7 Primary Care Physicians. Whereas, the Healthcare District currently has 1.2 Primary Care Physicians and 1.0 Nurse Practitioners for that population size. Resultantly, the CCHD is medically underserved; a burden which falls heavily on the Healthcare District by an increased call volume for emergency medical service.



## Multi-Jurisdictional Hazard Mitigation Plan for Cambria Community Services and Cambria Community Healthcare Districts

---

### F. Public Health Profile

The CCHD is located within San Luis Obispo County which has been ranked 11<sup>th</sup> out of 57 California Counties and 9<sup>th</sup> for Health Factors.

**TABLE 1 -HEALTHCARE OVERVIEW**

	San Luis Obispo County	Error Margin	Top U.S. Performers	California	Rank (of 57)
<b>Health Outcomes</b>					<b>11</b>
<b>Length of Life</b>					<b>22</b>
Premature death	5,400	5,100- 5,700	5,200	5,300	
<b>Quality of Life</b>					<b>10</b>
Poor or fair health	13%	13- 14%	12%	18%	
Poor physical health days	3.5	3.3- 3.6	2.9	4.0	
Poor mental health days	3.6	3.5- 3.7	2.8	3.6	
Low birthweight	6%	6-6%	6%	7%	
<b>Health Factors</b>					<b>9</b>
<b>Health Behaviors</b>					<b>20</b>
Adult smoking	12%	12- 13%	14%	13%	
Adult obesity	22%	19- 25%	25%	23%	

## Multi-Jurisdictional Hazard Mitigation Plan for Cambria Community Services and Cambria Community Healthcare Districts

	San Luis Obispo County	Error Margin	Top U.S. Performers	California	Rank (of 57)
Food environment index	7.6		8.3	7.7	
Physical inactivity	15%	12- 18%	20%	17%	
Access to exercise opportunities	89%		91%	94%	
Excessive drinking	20%	19- 21%	12%	17%	
Alcohol-impaired driving deaths	32%	28- 37%	14%	30%	
Sexually transmitted infections	356.6		134.1	439.9	
Teen births	17	16-18	19	32	
<b>Clinical Care</b>					<b>6</b>
Uninsured	16%	14- 17%	11%	19%	
Primary care physicians	1,220:1		1,040:1	1,270:1	
Dentists	1,270:1		1,340:1	1,260:1	
Mental health providers	210:1		370:1	360:1	
Preventable hospital stays	27	25-28	38	41	
Diabetic monitoring	84%	81- 87%	90%	81%	
Mammography screening	66%	63- 69%	71%	59%	

## Multi-Jurisdictional Hazard Mitigation Plan for Cambria Community Services and Cambria Community Healthcare Districts

	San Luis Obispo County	Error Margin	Top U.S. Performers	California	Rank (of 57)
<b>Social and Economic Factors</b>					<b>5</b>
High school graduation	93%		93%	85%	
Some college	68%	65- 70%	72%	62%	
Unemployment	5.6%		3.5%	7.5%	
Children in poverty	16%	12- 19%	13%	23%	
Income inequality	4.6	4.4- 4.9	3.7	5.2	
Children in single-parent households	26%	23- 29%	21%	32%	
Social associations	9.1		22.1	5.8	
Violent crime	282		59	425	
Injury deaths	58	54-63	51	46	
<b>Physical Environment</b>					<b>17</b>
Air pollution - particulate matter	7.5		9.5	9.3	
Drinking water violations	Yes		No		
Severe housing problems	25%	23- 26%	9%	29%	
Driving alone to work	75%	73- 76%	71%	73%	
Long commute - driving alone	24%	22- 25%	15%	38%	

## Multi-Jurisdictional Hazard Mitigation Plan for Cambria Community Services and Cambria Community Healthcare Districts

**TABLE 2- DEATHS RANKED BY THREE-YEAR AVERAGE AGE-ADJUSTED DEATH RATE CALIFORNIA COUNTIES, 2012-2014**

<b>2012-2014 Deaths Due To:</b>	<b>San Luis Obispo County Average (per 100,000 population)*</b>	<b>State of California Age Adjusted Average (per 100,000 population)**</b>
All Causes	605.7	619.6
All Cancers	143.2	146.5
Colorectal Cancer	12.9	13.3
Lung Cancer	32.4	31.7
Female Breast Cancer	23.7	20.3
Prostate Cancer	18.9	19.3
Diabetes	12.7	20.4
Alzheimer's Disease	19.3	30.1
Coronary Heart Disease	70.6	96.6
Cerebrovascular Disease (Stroke)	51.8	34.4
Influenza/Pneumonia	9.4	15.3
Chronic Lower Respiratory Disease	33.4	33.7
Chronic Liver Disease and Cirrhosis	14.0	11.7
Accidents (Unintentional Injuries)	34.1	28.2
Motor Vehicle Traffic Crashes	9.9	7.9
Suicide	16.5	10.2
Homicide	1.7	5.0
Fire-Arms	9.5	7.6
Drug-Induced	13.6	11.3

\*Estimates based on a San Luis Obispo 2013 Population of 271, 740

\*\*Estimates based on a California 2013 Population of 38,202,206

Sources: State of California, Department of Public Health: 2012-2014 Death Records. State of California, Department of Finance, Report P-3: State and County Population Projections by Race/Ethnicity, Detailed Age, and Gender, 2010-2060. Sacramento, California, December 2014

## Multi-Jurisdictional Hazard Mitigation Plan for Cambria Community Services and Cambria Community Healthcare Districts

---

**TABLE 3-INFANT MORTALITY - ALL RACE/ETHNIC GROUPS RANKED BY THREE-YEAR AVERAGE BIRTH COHORT INFANT DEATH RATE CALIFORNIA COUNTIES, 2011-2013**

2011-2013 Infant Mortality	San Luis Obispo County Average (per 1,000 live births)	State of California Average (per 1,000 live births)
All Race/Ethnic Groups	6.1	4.7
Asian/Pacific Islander	*	3.6
Black	*	9.7
Hispanic	6.8	4.6
White	6.1	3.9

\*Please note Infant Mortality Rates for Asian/Pacific Islander and Black Infants is not reported because data is considered unreliable because as too few data elements exist for this County.

Source: State of California, Department of Public Health: 2011-2013 Birth Cohort-Perinatal Outcome Files.

Age-adjusted death rates are hypothetical rates obtained by calculating age-specific rates for each county and multiplying these rates by proportions of the same age categories in a "standard population," then summing the apportioned specific rates to a county total. The "standard population" used in the age-adjusted rates in this report is drawn from the 2000 U.S. Standard Population distribution that applies the same age groupings and proportions as those established by NCHS for the Department of Health and Human Services. These age-adjusted rates put all counties on the same footing with respect to the effect of age and permit direct comparisons among counties and other national reports. It is important to understand that age-adjusted death rates should be viewed as constructs or index numbers rather than as actual measures of the risk of mortality. (Source: County Health Status Profiles 2016-California Department of Public Health)

## Multi-Jurisdictional Hazard Mitigation Plan for Cambria Community Services and Cambria Community Healthcare Districts

### TABLE 4 - REPORTED CASES OF SELECTED COMMUNICABLE DISEASES

DISEASES	YEAR 2014					YEAR 2015														
	Jan-Mar	Apr- Jun	Jul-Sep	Oct- Dec	Total Cases	Jan-Mar	Apr- Jun	Jul-Sep	Oct- Dec	Total Cases										
<b>AIDS/HIV</b>	1	2	2	3	2	0	0	4	5	9	1	4	1	2	1	5	0	5	3	16
<b>Campylobacteriosis</b>	12	24	15	24	75	12	15	30	17	74										
<b>Chlamydial Infections</b>	258	245	226	305	1034	291	230	259	292	1072										
<b>Coccidioidomycosis</b>	12	10	9	8	39	14	9	11	17	51										
<b>Cryptosporidiosis</b>	4	2	2	1	9	0	1	3	1	5										
<b>E. Coli</b>	2	1	7	5	15	5	3	4	0	12										
<b>Giardiasis</b>	2	1	5	2	10	4	2	5	4	15										
<b>Gonorrhea</b>	29	40	39	45	153	28	31	33	73	165										
<b>Hepatitis A</b>	0	0	0	0	0	0	0	0	0	0										
<b>Hepatitis B (Chronic)</b>	12	7	7	11	37	3	2	10	4	19										
<b>Hepatitis C (Community)</b>	105	97	54	72	328	50	64	84	45	243										
<b>Hepatitis C (Correctional)</b>	58	58	57	52	225	42	36	39	31	148										
<b>Lyme Disease</b>	1	0	1	0	2	1	1	1	1	4										
<b>Measles (Rubeola)</b>	0	0	0	0	0	0	0	0	0	0										
<b>Meningitis (Bacterial)</b>	1	1	2	3	7	1	2	1	0	4										
<b>Meningitis (Viral)</b>	0	7	7	4	18	4	4	5	9	22										
<b>MRSA</b>	0	0	2	0	2	0	0	0	0	0										
<b>Pertussis</b>	3	12	25	3	43	4	7	5	5	21										
<b>Rubella</b>	0	0	0	0	0	0	0	0	0	0										

## Multi-Jurisdictional Hazard Mitigation Plan for Cambria Community Services and Cambria Community Healthcare Districts

<b>Salmonellosis</b>	9	11	9	11	40	11	13	13	8	45
<b>Shigellosis</b>	0	0	2	5	7	1	1	1	6	9
<b>Syphilis (Primary/Secondary)</b>	1	0	0	4	5	1	1	4	3	9
<b>Tuberculosis</b>	1	1	0	1	3	0	0	0	2	2

Source: San Luis Obispo County Public Health Bulletin- Winter 2016

### G. Area Profile Considerations

As delineated above, special planning consideration needs to be taken for the following jurisdictional challenges:

- Located halfway between Los Angeles and San Francisco, directly on the coast, the study area is isolated from mutual aid resources and healthcare services of any significance. Emergency resources within the County of San Luis Obispo are also limited and realistically 30 to 45 minutes away. Significant mutual aid resources necessitate a travel time of 4 -5 hours. The travel time to the closest area hospital is approximately 30 minutes.
- Road access is very limited. The community is served by a two lane highway from the south, about 1 hour north of San Luis Obispo. While Highway 1 does continue north from the area, it is a 4 hour drive to Monterey and the road is subject to frequent closures in the winter because of slides and in the summer because of fires. Highway 1 and 46 serve the area from the south. The closure of either one of these highways from flood, fire, mudslide or earthquake would leave the Cambria area completely isolated.
- An aging population presents special needs. With a median age of 60.8 years (14.2% being age 75 or older), there is a high demand for safety and healthcare services.

These factors played a critical component in the development of the risk assessment profiles and resultant mitigation actions.

## Multi-Jurisdictional Hazard Mitigation Plan for Cambria Community Services and Cambria Community Healthcare Districts

---

### VI. RISK ASSESSMENT

#### A. DMA 2000 Requirements

<b>DMA Requirement §201.6(c)(2)(i):</b>	The risk assessment shall include a description of the type of all natural hazards that can affect the jurisdiction.
<b>DMA Requirement §201.6(c)(2)(i):</b>	The risk assessment shall include a description of the location and extent of all natural hazards that can affect the jurisdiction. The plan shall include information on previous occurrences of hazard events and on the probability of future hazard events.
<b>DMA Requirement §201.6(c)(2)(iii):</b>	For multi-jurisdictional plans, the risk assessment must assess each jurisdiction’s risks where they vary from the risks facing the entire planning area.

#### B. Hazard Identification

Jurisdiction	Earthquake	Wildland Fire	Extreme Weather	Flood	Landslides	Tsunami
Cambria CSD	✓	✓	✓	✓	✓	✓
Cambria CCHD	✓	✓	✓	✓	✓	✓

It is important to note that as described in the Community Profile sections above, the community of Cambria covers just 8.5 square miles which is centrally located in the much larger 810 square mile Healthcare District. The topography, climate, geology and wildland fire fuel types are all common throughout both areas. Therefore, the identified hazards and Risk Assessments for the two Districts are the same.



## Multi-Jurisdictional Hazard Mitigation Plan for Cambria Community Services and Cambria Community Healthcare Districts

---

### C. HAZARD PROFILES

#### ➤ Hazard: Earthquakes

<b>Severity: High</b>	<b>Probability: High</b>
-----------------------	--------------------------

#### **Hazard Definition**

An earthquake is a sudden, rapid shaking of the ground caused by the breaking and shifting of rock beneath the earth's surface or along fault lines. For hundreds of millions of years, the forces of plate tectonics have shaped the earth as the huge plates that form the Earth's surface move slowly over, under, and past each other. Sometimes the movement is gradual. At other times, the plates are locked together, unable to release the accumulating energy. When the amassed energy grows strong enough, the plates break free causing the ground to shake. Most earthquakes occur at the boundaries where the plates meet, commonly called faults. However, some earthquakes occur in the middle of plates.

#### **Fault**

A fault is a fracture in the earth's crust along which movement has occurred either suddenly during earthquakes or slowly during a process called creep. Cumulative displacement may be tens or even hundreds of miles if movement occurs over geologic time. However, individual episodes are generally small, usually less than several feet, and are commonly separated by tens, hundreds, or thousands of years. Damage associated with fault-related ground rupture is normally confined to a fairly narrow band along the trend of the fault. Structures are often not able to withstand fault rupture and utilities crossing faults are at risk of damage. Fault displacement involves forces so great that it is generally not feasible (structurally or economically) to design and build structures to accommodate this rapid displacement. Fault displacement can also occur in the form of barely perceptible movement called "fault creep." Damage by fault creep is usually expressed by the rupture or bending of buildings, fences, railroads, streets, pipelines, curbs, and other linear features.

The California Geological Survey (CGS) is charged with recording and mapping faults throughout California. The Alquist-Priolo Earthquake Fault Zoning (AP) Act was passed into law following the destructive February 9, 1971 6.6 San Fernando earthquake. The AP Act provides a mechanism for reducing losses from surface fault rupture on a statewide basis. The intent of the AP Act is to insure public safety by prohibiting the placement of most structures for human occupancy across traces of active faults that constitute a potential hazard to structures from surface faulting or fault

## **Multi-Jurisdictional Hazard Mitigation Plan for Cambria Community Services and Cambria Community Healthcare Districts**

---

creep. Fault zoning is continually updated and reviewed by CGS and it is likely that other faults in addition to those currently listed by CGS will be added to the list in the future.

The primary active faults within the County identified by the AP Act include the San Andreas, San Simeon-Hosgri, and Los Osos faults. Two recent studies performed by CGS have estimated the maximum credible ground acceleration that could be generated by active and potentially active faults. Deterministic peak horizontal ground accelerations from these studies range from a low of 0.4 g in the central portion of the County to a high of about 0.7 g along the San Andreas, Rinconada, Oceanic-West Huasna, and coastal fault zones.

The western portion of San Luis Obispo County has a high probability of experiencing ground accelerations in the range of 0.3 g to 0.4 g in the next 50 years. The eastern portion of the County adjacent to the San Andreas Fault has a high percent probability of experiencing a peak ground acceleration of 0.5 g to 0.7 g in the next 50 years. It should be noted that the statistical variance in estimated ground acceleration could easily be plus or minus 50 percent.

In 2008, the Shoreline Fault was discovered off the coast in the area of the Diablo Canyon Power Plant which is owned and operated by Pacific Gas and Electric Company (PG&E). The initial study of the fault, using conservative assumptions about the total length of the fault zone, indicates that a potential magnitude 6.5 strike-slip earthquake is possible. Follow up investigations were performed by PG&E in 2009 and 2010 and more detailed studies are planned in order to refine the size and potential of the fault.

(Source: Report on the Analysis of the Shoreline Fault Zone, Central Coastal California, Report to the U.S. Nuclear Regulatory Commission, January 2011, PG&E)

Historically active faults are generally thought to present the greatest risk for future movement and, therefore, have the greatest potential to result in earthquakes.

Active and potentially active faults in San Luis Obispo County are shown on the map found at the end of this section. A photo of the Oceanic fault as it surfaces on Santa Rosa Creek Road just outside of the District can also be found there.

### **Liquefaction**

Liquefaction occurs when ground shaking causes the mechanical properties of some fine grained, saturated soils to liquefy and act as a fluid (liquefaction). It is the result of a sudden loss of soil strength due to a rapid increase in soil pore water pressures caused by ground shaking. In order for liquefaction to occur, three general geotechnical characteristics should be present: 1) ground water should be present within the potentially liquefiable zone, 2) the potentially liquefiable zone should be granular and meet a specific range in grain-size distribution, and 3) the potentially liquefiable

## **Multi-Jurisdictional Hazard Mitigation Plan for Cambria Community Services and Cambria Community Healthcare Districts**

---

zone should be of low relative density. If those factors are present and strong ground motion occurs, then those soils could liquefy depending upon the intensity and duration of the strong ground motion. Liquefaction that produces surface effects generally occurs in the upper 40 to 50 feet of the soil column, although the phenomenon can occur deeper than 100 feet. The duration of ground shaking is also an important factor in causing liquefaction to occur. The larger the earthquake magnitude, and the longer the duration of strong ground shaking, the greater the potential there is for liquefaction to occur.

The areas of San Luis Obispo County most susceptible to the effects of liquefaction are those areas underlain by young, poorly consolidated, saturated granular alluvial sediments. These soil conditions are most frequently found in areas underlain by recent river and flood plain deposits.

*A map which delineates the areas of San Luis Obispo County susceptible to liquefaction is found at the end of this section.*

### **History**

Where earthquakes have struck before, they will strike again. The Central California coast has a history of damaging earthquakes, primarily associated with the San Andreas Fault. However, there have been a number of magnitude 5.0 to 6.5 earthquakes on other faults which have affected large portions of the Central Coast. Recent events include the December 2003 - 6.5 magnitude San Simeon Earthquake and the September 2004 - 6.0 magnitude Parkfield Earthquake.

*The following are historic earthquakes that had an effect on San Luis Obispo County:*

**1830 San Luis Obispo Earthquake** - The 1830 earthquake is noted in the annual report from the Mission, and had an estimated magnitude of 5. The location of the event is poorly constrained and cannot be attributed to a specific fault source, but the earthquake reportedly occurred somewhere near San Luis Obispo.

**1857 Fort Tejon Earthquake** - The approximate 7.9 Fort Tejon earthquake of 1857 was one of the greatest earthquakes ever recorded in the United States. It left a surface rupture scar over 350 kilometers (210 miles) in length along the San Andreas Fault and a maximum surface offset of about 9 meters (30 feet). Yet, despite the immense scale of this quake, only two people were reported killed by the effects of the shock. The location of the epicenter is not known. As the name suggests, one idea is to locate it near the area of strongest reported shaking, Fort Tejon. However, because there is evidence that foreshocks to the 1857 earthquake may have occurred in the Parkfield area, it is located near the northwestern end of the surface rupture, just southeast of

## **Multi-Jurisdictional Hazard Mitigation Plan for Cambria Community Services and Cambria Community Healthcare Districts**

---

Parkfield, near Cholame, on a map produced by the Southern California Earthquake Data Center. (Source: <http://www.data.scec.org/significant/forttejon1857.html>)

The fact that only two lives were lost was primarily due to the nature of the quake's setting. California in 1857 was sparsely populated, especially in the regions of strongest shaking, and this fact, along with good fortune, kept the loss of life to a minimum. The effects of the quake were quite dramatic, even frightening. Were the Fort Tejon shock to happen today, the damage would easily run into billions of dollars, and the loss of life would likely be substantial, as the present day communities of Wrightwood, Palmdale, Frazier Park, and Taft (among others) all lie upon or near the 1857 rupture area.

**1906 San Francisco Earthquake** - This earthquake has been studied in detail and the effects in San Luis Obispo County have been documented. Modified Mercalli intensity ratings ranged from III-IV in the inland and north coast portions of the County, and IV-V in the south coast areas. The higher intensities were felt in areas underlain by alluvial soil, while the lower intensities occurred in areas underlain by bedrock formations.

**1916 Avila Beach Earthquake** - This magnitude 5.1 event occurred offshore of Avila Beach in San Luis Bay. The earthquake reportedly resulted in tumbling smokestacks of the Union Oil Refinery at Port San Luis, and a landslide that blocked the railroad tracks. The maximum intensity appears to be approximately VI, but the available descriptions of the shaking are somewhat limited.

**1952 Arvin-Tehachapi Earthquake** - This 7.7 magnitude earthquake occurred on the White Wolf fault, located south and west of Bakersfield. Throughout most of the San Luis Obispo County, ground shaking intensities of VI were felt. Intensities of IV-V were experienced in the northwest portion of the County, and magnitude VIII intensities were felt in the Cuyama area, in the southeast portion of the County. The higher intensities were likely due to closer proximity to the earthquake epicenter.

**1952 Bryson Earthquake** - This magnitude 6.2 earthquake likely occurred on the Nacimiento fault, and resulted in intensity ratings of VI throughout most of the western portion of the County. Intensities of IV-V were experienced in the eastern portion of the County. Higher intensities were generally felt in the coastal valley areas that are underlain by alluvial soils.

## **Multi-Jurisdictional Hazard Mitigation Plan for Cambria Community Services and Cambria Community Healthcare Districts**

---

**2003 San Simeon Earthquake** - The San Simeon Earthquake struck at 11:15 a.m. on December 22, 2003. The magnitude 6.5 earthquake is attributed to having occurred near the San Simeon/Oceanic/Hosgri Fault system. The epicenter was approximately six miles from the community of San Simeon. As a result of the quake Cambria experienced a residential structure fire, and several commercial and residential buildings were damaged. Some roadways were obstructed and debris blocked some streets.

**1934, 1966 and 2004 Parkfield Earthquakes** - These earthquakes were all three in the range of magnitude 6.0 and occurred on the San Andreas Fault in or near the northeast corner of the County. Earthquake intensities generally conformed to anticipated characteristics for events of this size, with intense shaking (VII-VIII) being limited to a relatively small area near the epicenters of the quakes. Moderate shaking was experienced in most of the central and western parts of the County. A variation from the expected intensity characteristics was experienced in the La Panza area during the 1934 earthquake. La Panza is approximately 40 miles south of the fault rupture area, but experienced earthquake intensities of VII.

**Other Earthquakes** - Earthquakes which have occurred outside yet felt within the County during the last century include events such as the 7.0 Lompoc earthquake in 1927, and the 7.7 Arvin-Tehachapi earthquake of 1952. Other more recent earthquakes, such as the 1983 - 6.7 Coalinga earthquake, 1989 - 7.1 Loma Prieta earthquake, 1992 - 7.5 Landers earthquake and the 1994 - 6.6 Northridge earthquake were felt in San Luis Obispo County, however, there was no damage to structures.

### **Hazard Potential**

The Hazard Potential for earthquakes is dependent upon a multitude of factors. A brief description of those factors is presented below:

- **Earthquake Magnitude:** Earthquake magnitude, as generally measured by either the Richter or Moment Magnitude scale, is a measurement of energy released by the movement of a fault. As the amount of energy released by an earthquake increases, the potential for ground shaking impacts also increases.
- **Distance from Epicenter:** Earthquake energy generally dissipates (or attenuates) with distance from a fault. Over long distances, this loss of energy can be significant, resulting in a significant decrease in ground shaking with increased distance from the epicenter.

## **Multi-Jurisdictional Hazard Mitigation Plan for Cambria Community Services and Cambria Community Healthcare Districts**

---

- **Duration of Strong Shaking:** The duration of the strong ground shaking constitutes a major role in determining the amount of structural damage and the potential for ground failure that can result from an earthquake. Larger magnitude earthquakes have longer durations than smaller earthquakes.
- **Local Geologic Conditions:** The geologic and soil conditions at a particular site have the potential to substantially increase the effects of ground shaking. The thickness, density, and consistency of the soil, as well as shallow ground water levels, have the potential to amplify the effects of ground shaking depending on the characteristics of the earthquake. In general, the presence of unconsolidated soils above the bedrock surface can amplify the ground shaking caused by an earthquake.
- **Fundamental Periods:** Every structure has its own fundamental period or natural vibration. If the vibration of ground shaking coincides with the natural vibration period of a structure, damage to the structure can be greatly increased. The extent of damage suffered during an earthquake can also depend on non-geologic factors. The type of building and its structural integrity will influence the severity of the damage suffered. Generally, small, well-constructed, one and two-story wood and steel frame buildings have performed well in earthquakes because of their light weight and flexibility. Reinforced concrete structures also usually perform well. Buildings constructed from non-flexible materials, such as unreinforced brick and concrete, hollow concrete block, clay tile, or adobe, are more vulnerable to earthquake damage.

### **Effects of Ground Shaking**

The primary effect of ground shaking is the damage or destruction of buildings, infrastructure, and possible injury or loss of life. Building damage can range from minor cracking of plaster to total collapse. Disruption of infrastructure facilities can include damage to utilities, pipelines, roads, and bridges. Ruptured gas and water lines can result in fire and scour/inundation damage, respectively, to structures. Secondary effects can include geologic impacts such as co-seismic fault movement along nearby faults, seismically induced slope instability, liquefaction, lateral spreading, and other forms of ground failure and seismic response

### **Impacts on People and Housing**

In any earthquake, the primary consideration is saving lives. Time and effort must also be dedicated to providing for mental health by reuniting families, providing shelter to displaced persons, and restoring basic needs and services. Major efforts will be required to remove debris and clear roadways, demolish unsafe structures, assist in reestablishing public services and utilities, and provide continuing care and temporary housing for affected citizens.

## **Multi-Jurisdictional Hazard Mitigation Plan for Cambria Community Services and Cambria Community Healthcare Districts**

---

### **Unreinforced Masonry Buildings**

Unreinforced masonry building type structures consist of buildings made of unreinforced concrete and brick, hollow concrete blocks, clay tiles, and adobe. Buildings constructed of these materials are heavy and brittle, and typically provide little earthquake resistance. In small earthquakes, unreinforced buildings can crack, and in strong earthquakes, they have a tendency to collapse. These types of structures pose the greatest structural risk to life and safety of all general building types. Non-structural items and building components can also influence the amount of damage that buildings suffer during an earthquake. Unreinforced parapets, chimneys, facades, signs, and building appendages can all be shaken loose, creating a serious risk to life and property.

A small number of these structures can be found in the CCSD, most located in the commercial district. Located in a residential neighborhood is State Historical Landmark #989, Nitt Witt Ridge. This unreinforced masonry structure was adopted by the State of California in 1986 and is located at 881 Hillcrest Drive. The buildings were constructed by a local artist beginning in 1928, and utilize collected junk and materials to build and support this URM building. This Historic Landmark is a tourist destination available for private tours. Compliant with the State of California's Alquist-Priolo Special Studies Zone Act, the inventorying and public notification of these structures, based on the probability of a damaging quake occurring, is required.

### **Plans and Programs in Place**

The San Luis Obispo County Office of Emergency Services (OES) and the Cambria Fire Department in coordination with local, state, and federal emergency response organizations, continually work to better prepare the Districts residents for the impacts of a significant earthquake event.

The San Luis Obispo County Planning and Building Department ensures that all new construction complies with current codes and ordinances regarding earthquake safety.

First responder agencies, assisted by the Cambria Community Emergency Response Team (CERT), regularly train on building collapse awareness, light rescue techniques, mass casualty triage and treatment, and have a limited amount of equipment and resources available to facilitate heavy rescue operations.



## **Multi-Jurisdictional Hazard Mitigation Plan for Cambria Community Services and Cambria Community Healthcare Districts**

---

### **Risk Assessment**

Historically active faults are generally thought to present the greatest risk for future movement and, therefore, have the greatest potential to result in fault rupture hazards.

Located within San Luis Obispo County are several known active and potentially active earthquake faults, including the San Andreas, San Simeon and Los Osos faults. These faults could well result in earth quakes which could significantly impact the Community of Cambria.

In the event of an earthquake, the location of the epicenter as well as the time of day and season of the year would have a profound effect on the number of deaths and casualties, as well as property damage. The hazard of earthquakes varies from place to place, dependent upon the regional and local geology. Ground shaking may occur in areas 65 miles or more from the epicenter (the point on the ground surface above the focus).

A moderate earthquake occurring in or near the planning area could result in deaths, casualties, property damage, agricultural and environmental damage, and disruption of normal government and community services and activities. The effects could be aggravated by collateral emergencies such as fires, flooding, hazardous material spills, utility disruptions, landslides, and transportation emergencies.

### **Relationship to Other Hazards – Cascading Effects**

Earthquakes can cause many cascading effects such as fires, flooding, hazardous materials spills, utility disruptions, landslides, and transportation emergencies. Some of these impacts are outlined below:

- **Effects on people and housing.** In any earthquake, the primary consideration is saving lives. Time and effort must also be dedicated to addressing mental health concerns by reuniting families, providing shelter to displaced persons, and restoring basic needs and services. Major efforts will be required to remove debris and clear roadways, demolish unsafe structures, assist in reestablishing public services and utilities, and provide continuing care and temporary housing for affected citizens.

A survey of local, State, and Federal government emergency plans indicate that although there is a general capacity to respond to small and intermediate-sized earthquakes, it is unlikely that any of these governmental units will be able to cope with the immediate impact of a great quake, such as a magnitude 8.3 event on the south-central San Andreas fault. The general public must realize that the assistance that they have been used to expecting simply will not be immediately available. In fact, in the event of an earthquake of such magnitude, citizens must be prepared to wait for up to 72 hours or more for any type of organized response.



## Multi-Jurisdictional Hazard Mitigation Plan for Cambria Community Services and Cambria Community Healthcare Districts

---

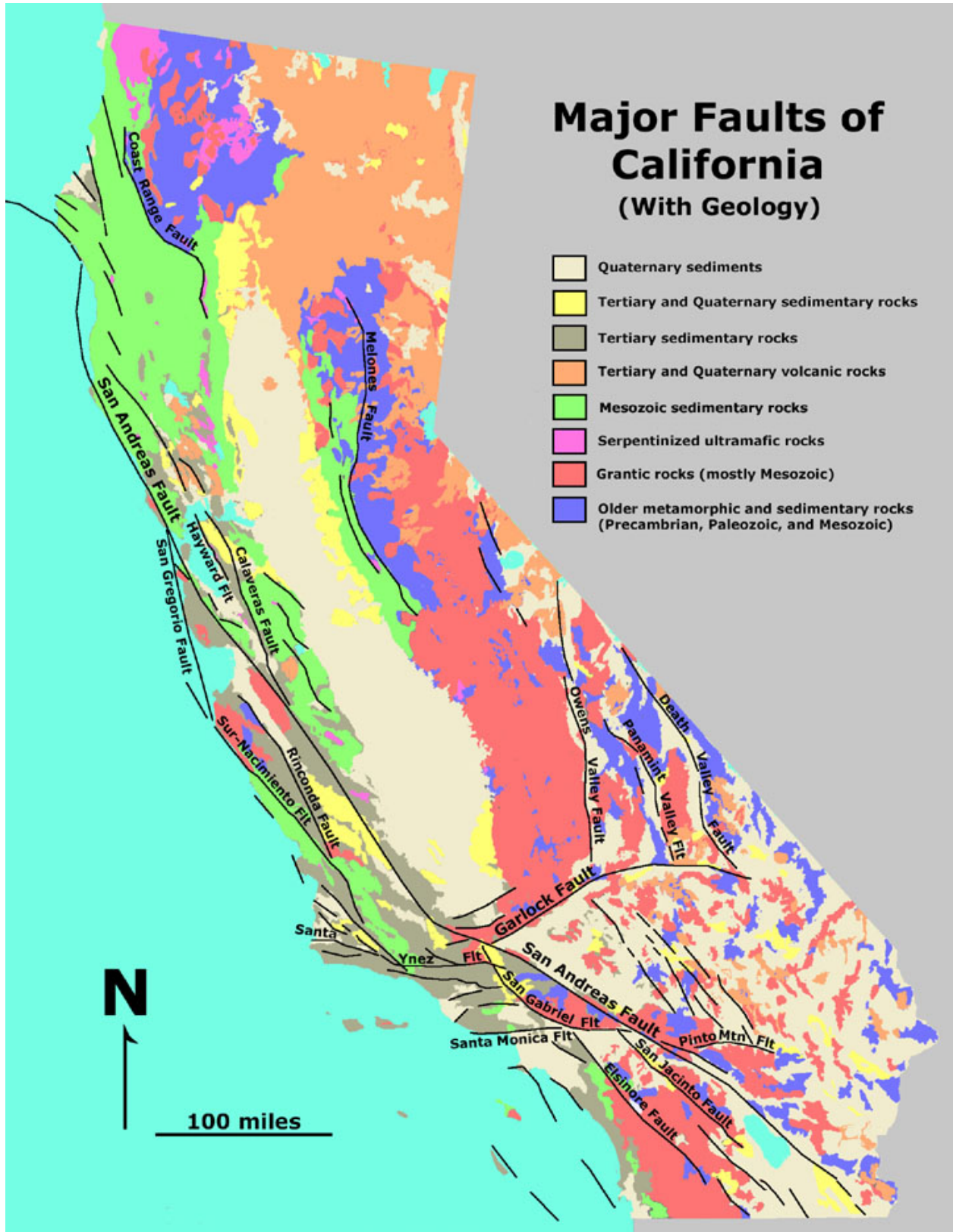
- **Effects on commercial and industrial structures.** After any significant earthquake, individuals are likely to lose wages due to the inability of businesses to function because of damaged goods and/or facilities. With business losses, tax revenues will be reduced having impacts on the County and District services provided. Economic recovery from even a minor earthquake will be critical to the communities involved.
- **Effects on infrastructure.** The damage caused can lead to the paralysis of the local infrastructure. Electrical distribution systems, and water and sewer systems, are all very susceptible to damage. The impacts on law enforcement, fire, medical and governmental services can be significant.

### **Risk Assessment Conclusion**

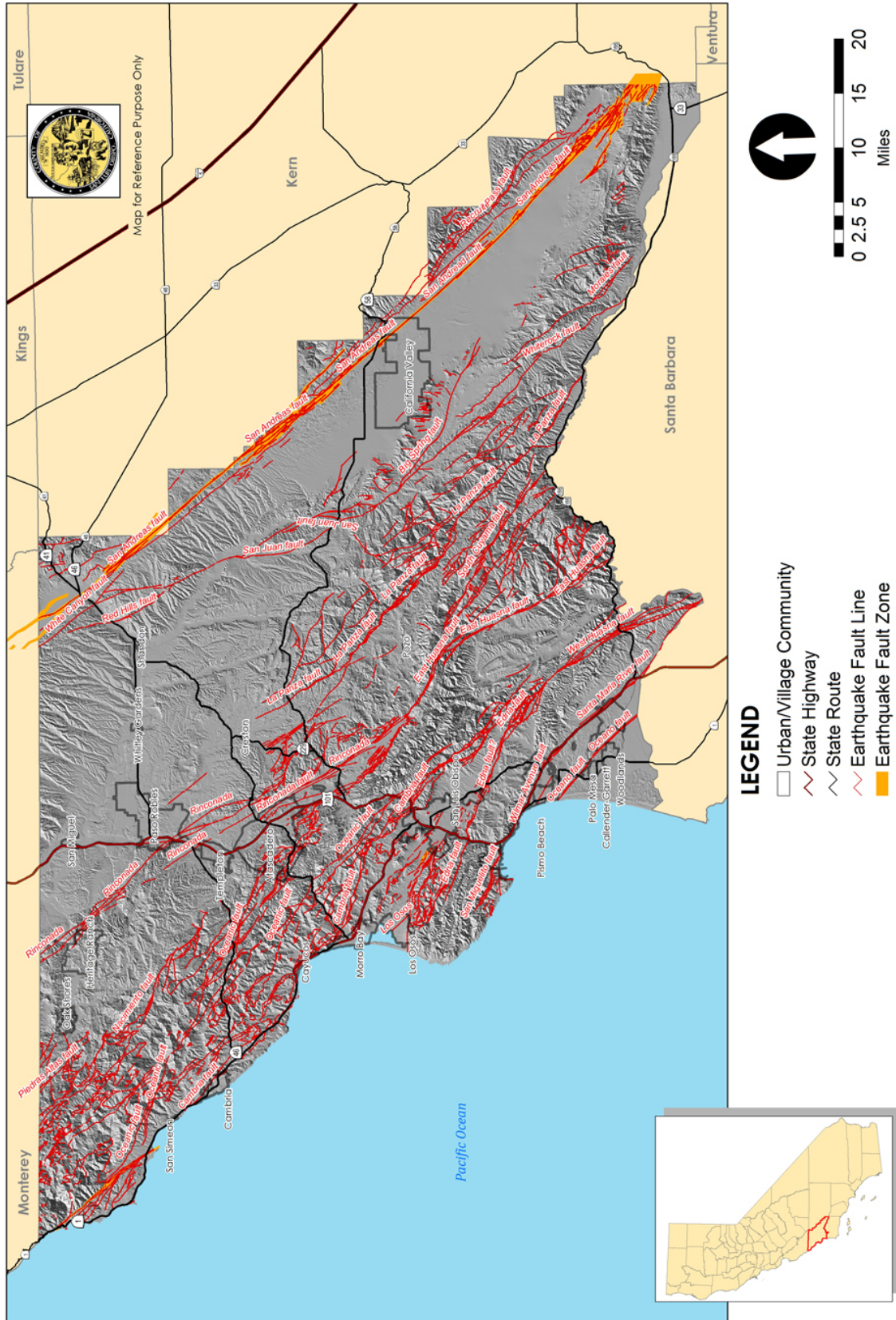
Both direct and indirect consequences of a major earthquake will severely stress the resources of the both Districts and the County and will require a high level of self-help, coordination and cooperation. Outside assistance from other local, regional, state, federal and private agencies may be delayed by more than 72 hours, depending upon the regional severity of the earthquake. Based on the past history of damaging earthquakes and the fact that District is located within a seismically active region, the probability is rated HIGH. Given the properties at risk and the cascading effects, the severity is rated as HIGH.

*The maps on the subsequent pages show major faults within the State, County and District.*

# Multi-Jurisdictional Hazard Mitigation Plan for Cambria Community Services and Cambria Community Healthcare Districts



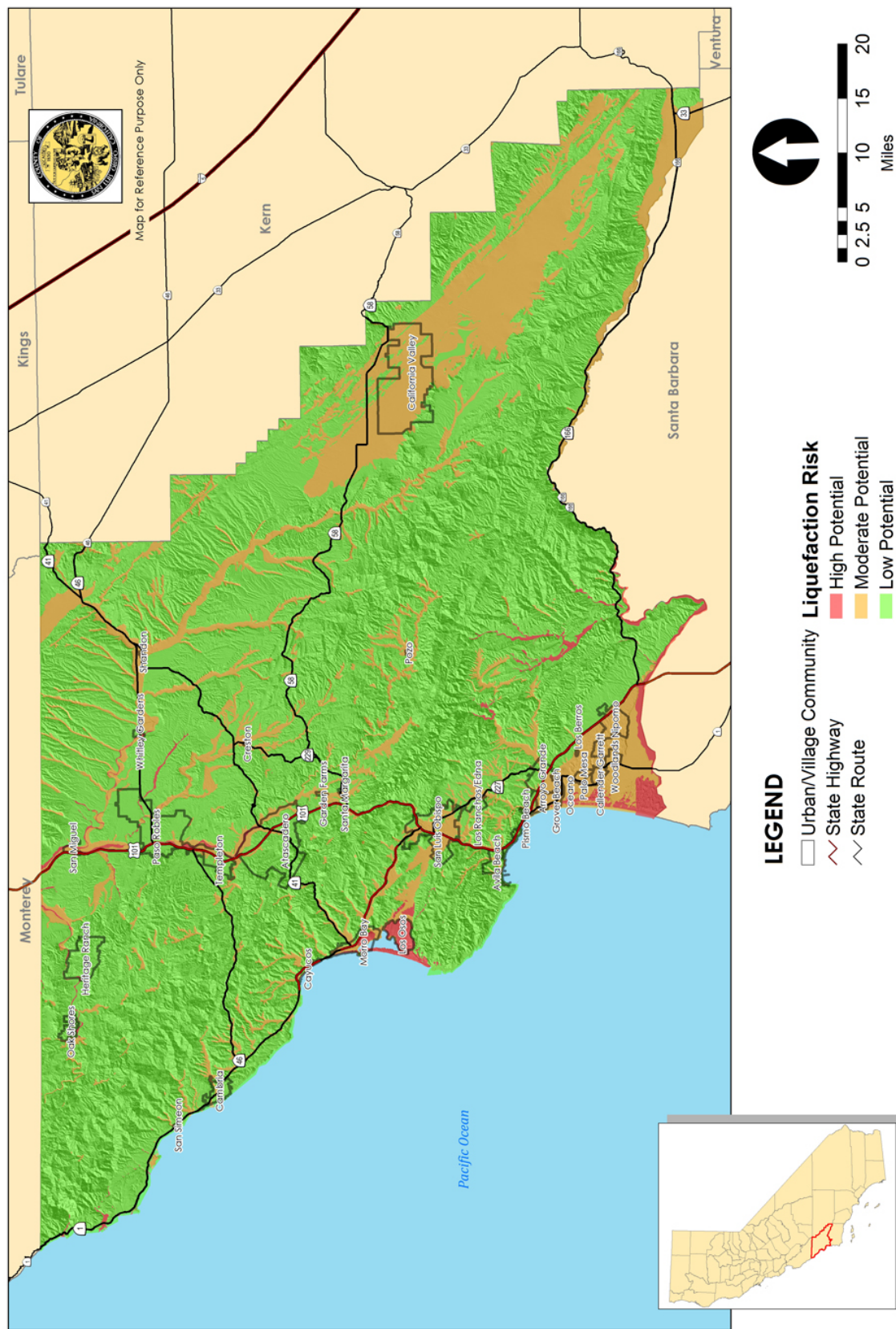
# Multi-Jurisdictional Hazard Mitigation Plan for Cambria Community Services and Cambria Community Healthcare Districts



## Earthquake Zones and Fault Lines




# Multi-Jurisdictional Hazard Mitigation Plan for Cambria Community Services and Cambria Community Healthcare Districts



**Liquefaction Risk Map**

## **Multi-Jurisdictional Hazard Mitigation Plan for Cambria Community Services and Cambria Community Healthcare Districts**

---



**Oceanic Fault - located just outside the District on Santa Rosa Creek Road**



## Multi-Jurisdictional Hazard Mitigation Plan for Cambria Community Services and Cambria Community Healthcare Districts

---

### ➤ Hazard: Flooding

Severity: Medium	Probability: High
------------------	-------------------

#### Hazard Definition

A flood is defined as an overflowing of water onto an area of land that is normally dry. Floods generally occur from natural weather related causes, such as sudden snows melt, often in conjunction with a wet or rainy spring or with sudden and very heavy rainfall. Floods can also result from human causes such as a dam impoundment bursting.

Rainfall and inclement weather are primarily seasonal phenomena in the study area which boasts a mild Mediterranean climate. Generally the rainy season is from November through March. The yearly rainfall average for Cambria is just less than 29 inches, however much higher amounts can be expected in the coastal mountains to the east, for example Rocky Butte will receive an average of 39 inches a year. Flooding generally occurs in response High waves, winds and storm surge from the Pacific Ocean can impede the outflow of Santa Rosa Creek at its' mouth and cause the creek to overflow its' banks.to heavy rainfall events when streams, rivers, and drainage channels overflow their banks. Even during moderately sized storms, flooding can also occur in low-lying areas that have poor drainage.

Many factors can increase the severity of floods including: fires in watershed areas, the placement of structures or fill material in flood-prone areas and tidal or storm influence in low lying coastal areas. Sea level rise due to global warming is likely to have minimal flood impact on most of the community of Cambria due protective bluffs and other topographic features that limit its effect. Additionally, the construction of impervious surfaces such as roadways and rooftops will result in increased runoff.

For floodplain management purposes, the Federal Emergency Management Agency (FEMA) will often use the term "100-year flood" to describe the size or magnitude.

These terms are misleading. It is not a flood that occurs once every 100. Rather, it is the flood elevation that has a 1 percent chance of being equaled or exceeded each year. Thus, a 100-year flood could occur more than once in a relatively short period of time.

The 100-year flood, which is the standard used by most federal and state agencies, is used by the National Flood Insurance Program (NFIP) as the standard for floodplain management and to determine the need for flood insurance.

## Multi-Jurisdictional Hazard Mitigation Plan for Cambria Community Services and Cambria Community Healthcare Districts

---

*Areas within the 100 and 500 year flood plain of the study area are found in the San Luis Obispo County Flood Hazard Map found in at the end of this section.*

### Cambria, California Average Rainfall

Average Annual Precipitation	28.86 inches
Record Single Day Rainfall	8.82 inches
Winter	17.19 inches
Spring	7.09 inches
Summer	0.16 inches
Fall	4.42 inches

Source: Weather DB 2017

### Monthly Rainfall Records-Cambria, California

Month	Record Rainfall	Year
<b>January</b>	18.35in	1969
<b>February</b>	16.20in	2000
<b>March</b>	18.29in	1995
<b>April</b>	6.05in	2006
<b>May</b>	2.58in	1957
<b>June</b>	3.02in	2011
<b>July</b>	0.40in	1980
<b>August</b>	1.90in	1976
<b>September</b>	3.51in	1976
<b>October</b>	5.76in	2004
<b>November</b>	9.01in	1965
<b>December</b>	14.61in	2010

Source: Weather DB 2017

## **Multi-Jurisdictional Hazard Mitigation Plan for Cambria Community Services and Cambria Community Healthcare Districts**

---

### **History**

Over the years the study area has experienced severe flooding events that have resulted in extensive property damage. Historical floods in the Districts and surrounding areas include:

**January and February, 1969** In January of 1969, a series of storms delivered rainfall that totaled over 18 inches in Cambria. In February, another series of storms delivered another 5 to 10 inches. The West Village area was completely inundated and the community water supply was damaged. Streets, highways, and utilities throughout the jurisdiction were heavily damaged.

**January, 1973** Much like the floods of 1969, the 1973 storm produced a ten-hour period of unusually heavy rainfall. Many creeks and streams throughout the County overtopped their banks and inundated a number of areas.

**February 22, 1993** Cambria received 2.5 inches of rain in a 2 hour period. Flash flooding occurred causing \$500,000 damage to 4 businesses and several residences.

**January and March, 1995** A series of powerful and slow-moving storms brought heavy rain and strong winds to all of Central California. Serious flooding occurred in all coastal and many inland streams. In March, 18 inches of rain fell in Cambria and the West Village was completely inundated, with water as deep as six feet on Main Street. The Windsor Boulevard Bridge was damaged and rendered impassible to residents of Park Hill and Seacliff Estates until repairs were made. The Cambria Wastewater Treatment Plant was also damaged as a result of this flooding event. Emergency services were unable to access these areas for a long period of time.

**December 2005 and early January 2006** A series of storms battered the County. Most of the damage occurred New Year's Eve and day. High winds and saturated soils resulted in significant tree falls particularly in the Cambria area where heavy damage was reported to a number of homes and businesses. There was one fatality which was the result of a tree falling on a pick-up truck while it was traveling on U.S. 101.

**March, 2001** Central and Southern California were significantly impacted by a powerful storm that delivered up to 6 inches of rain in some of the coastal areas of San Luis Obispo County. The mountain area of the county received even more, with reports of up to 13 inches. The heavy rain produced numerous flooding incidents.

**December, 2004** A quick moving and powerful storm brought flash flooding and heavy rain to the Central Coast of California. Rainfall amounts ranged from 1 to 3 inches on the coastal



## **Multi-Jurisdictional Hazard Mitigation Plan for Cambria Community Services and Cambria Community Healthcare Districts**

---

plains to 3 to 6 inches in the more mountainous regions of the county. Flooding problems were reported throughout the county.

### **Plans and Programs**

The San Luis Obispo County Office of Emergency Services (OES) and the Cambria Fire Department in coordination with local, state, and federal emergency response organizations, continually work to better prepare residents of both Districts for the impact of flooding events.

First responder agencies, both law enforcement and fire, regularly train on water rescue and dealing with the cascading effects that can result from flooding. The local chapter of the American Red Cross is prepared to assist citizens in shelter welfare issues. The Fire Department sponsors and the Healthcare District supports a Community Emergency Response Team (CERT). The team is very active having some 150 members meeting and training on a routine basis.

The San Luis Obispo County Planning and Building Department stipulate and enforces codes and ordinances that ensure that buildings are not situated in flood zones.

It should be noted that the Community of Cambria along with all of San Luis Obispo County's unincorporated areas are included in the National Flood Insurance Program (NFIP). The County of San Luis Obispo is committed to remaining a NFIP participating agency.

The National Weather Service uses a number of methods to get weather statements out to the general population. Examples include the Emergency Alert System, NOAA Weather Radio All Hazards (NWR), and newer smart phone Wireless Emergency Alerts (WEA). For certain significant extreme weather events, the County could potentially use the reverse 9-1-1 system. Early Warning System sirens are located throughout the Diablo Canyon Emergency Planning Zone Area, which does not include the Cambria area, but could have some benefit to Cambria residents who work and shop in areas to the south of the District.

Due to the unique and consistent weather patterns in the area, the National Weather Service (NWS) has broken the County into three weather forecast zones: San Luis Obispo County Central Coast, San Luis Obispo County Interior Valleys, and San Luis Obispo County Mountains. The NWS uses a multi-tier system of weather statements to notify the public of threatening weather conditions specific to these areas. These statements are used in conjunction with specific weather phenomena to convey different levels of risk. In order of increasing risk, these statements are:

## Multi-Jurisdictional Hazard Mitigation Plan for Cambria Community Services and Cambria Community Healthcare Districts

---

### Weather Related Terminology

- **Outlook** - A Hazardous Weather Outlook is issued daily to indicate that a hazardous weather or hydrologic event may occur in the next several days. The outlook will include information about potential severe thunderstorms, heavy rain or flooding, winter weather, extremes of heat or cold, etc., that may develop over the next 7 days with an emphasis on the first 24 hours of the forecast. It is intended to provide information to those who need considerable lead time to prepare for the event.
- **Advisory** - An advisory is issued when a hazardous weather or hydrologic event is occurring, imminent, or likely. Advisories are for "less serious" conditions than warnings that may cause significant inconvenience, and if caution is not exercised could lead to situations that may threaten life or property. NWS may activate weather spotters in areas affected by advisories to help them better track and analyze the event.
- **Watch** - A watch is used when the risk of a hazardous weather or hydrologic event has increased significantly, but its occurrence, location, or timing is still uncertain. It is intended to provide enough lead time so those who need to set their plans in motion can do so. A watch means that hazardous weather is possible. People should have a plan of action in case a storm threatens and they should listen for updates and possible warnings especially when planning travel or outdoor activities. The National Weather Service may activate weather spotters in areas affected by watches to help them better track and analyze the event.
- **Warning** - A warning is issued when a hazardous weather or hydrologic event is occurring, imminent, or likely. A warning means weather conditions pose a threat to life or property. People in the path of the storm need to take protective action. NWS may activate weather spotters in areas affected by warnings to help them better track and analyze the event.
- **Statement** - A statement is either issued as a follow-up message to a warning, watch, or emergency, that may update, extend, or cancel the message it is following up or a notification of significant weather for which no type of advisory, watch, or warning exists.

## **Multi-Jurisdictional Hazard Mitigation Plan for Cambria Community Services and Cambria Community Healthcare Districts**

---

### **Risk Assessment**

Areas with a past history of flooding have a high probability of future flooding. The vast majority of the study area is well drained being situated on sloping terrain. Drainage problems in sloped areas are a result of improper grading and are minor in nature.

A considerable portion of the community of Cambria and much of the mountainous areas to the east of the District are drained by Santa Rosa Creek. As Santa Rosa Creek makes its way to the ocean, it is joined by a number of tributaries before passing through the District just before its terminus into the Pacific. This creek has a history of flooding and has caused severe erosion of the creek banks as well as damage to phone and gas lines, water wells, and bridges both in and outside of the District. A considerable portion of the community and much of the mountainous areas to the east of the District are drained by Santa Rosa Creek. As Santa Rosa Creek makes its way to the ocean, it is joined by a number of tributaries before passing through the District just before its terminus into the Pacific. This creek has a history of flooding and has caused severe erosion of the creek banks as well as damage to phone and gas lines, water wells, and bridges both in and outside of the District. The Windsor Boulevard bridge, just west of Highway-1 often becomes obstructed with debris and inhibits the creek's flow during high creek flow rates. The 122' long x 36' concrete bridge, constructed in 1963, has been damaged and obstructed by floodwaters in several prior flood events. Obstruction of this bridge causes isolation of the Park Hill and Sea Clift Estates residential neighborhoods including the CCSD Wastewater Treatment Plant. Major bank erosion in the past has caused interruption of the town's water supply. Major bank erosion in the past has caused interruption of the town's water supply.

The 100 year floodplain for Santa Rosa Creek is generally confined to the creek channel and surrounding areas south of Main Street. However, the West Village business area along Main Street has been subjected to severe flooding as a result of flood levels that overtopped its banks. A creek bypass and West Village storm drain channel and pump system were constructed in 2009. This has significantly reduced, but not eliminated, this potential flood scenario. This was evident in January of 2017 when a series of relatively moderate storms flooded the Pinedorado and American Legion Hall facilities located at 1000 Main Street. Additionally, flooding occurred at the gas station in the 600 block of Main in the West Village. This flooding was to a lesser extent than that which occurred in 2009 as a result of the implementation of the storm drain channel and pump construction.

The Headquarters Ambulance Station and health clinic office buildings located in the 2500 block Main Street present a flooding concern being located either in or directly adjacent to the 100 year flood zone. The winter storms of 2017 very nearly flooded these facilities. Runoff from the slope behind the structure and from Main Street accumulated in the parking lot and almost

## **Multi-Jurisdictional Hazard Mitigation Plan for Cambria Community Services and Cambria Community Healthcare Districts**

---

entered the buildings. It should be noted that there is no recorded history of Santa Rosa Creek, which is located just east of this property, overbanking in this particular area.

### **Related Hazards – Cascading Effects**

While there are some benefits associated with flooding, such as the replenishment of beach sand, and nutrients to agricultural lands, it is generally considered a hazard to development in flood plain areas. Floods can cause many cascading effects. Fire can break out as a result of dysfunctional electrical equipment. Hazardous materials can also get into floodways, causing health concerns and polluted water supplies. In many instances during a flood, the drinking water supply will be contaminated.

Because of the largely unconsolidated nature of the sedimentary soils found in the District, washout of the materials on which bridges and roads are constructed may be a major problem. Stream and creek channel banks currently abut several roads. In addition, slumping of hillsides may result in sections of roads being blocked or carried away. (*See the Landslide section for details.*)

High winds often accompany winter storms and may cause significant damage in the planning area by blowing down trees that have been killed or damaged by the drought and pitch canker infestation. A more detailed explanation of the tree mortality problem can be found in the Wildland Fire section of this Plan.

Other problems and hazards associated with flooding and inclement weather include: utility disruptions, broken power lines lying on the ground, and communication system failures.

### **Risk Assessment Conclusion**

While it is impossible to predict future long-range weather patterns, it is certain that the location of the study area adjacent to the Pacific Ocean and surrounded by the mountains to the east will continue to have a significant exposure to major winter storms and flooding. Therefore, the probability is ranked **HIGH** and the severity, based on the fact that only limited areas are exposed, is ranked **MEDIUM**.

## Multi-Jurisdictional Hazard Mitigation Plan for Cambria Community Services and Cambria Community Healthcare Districts

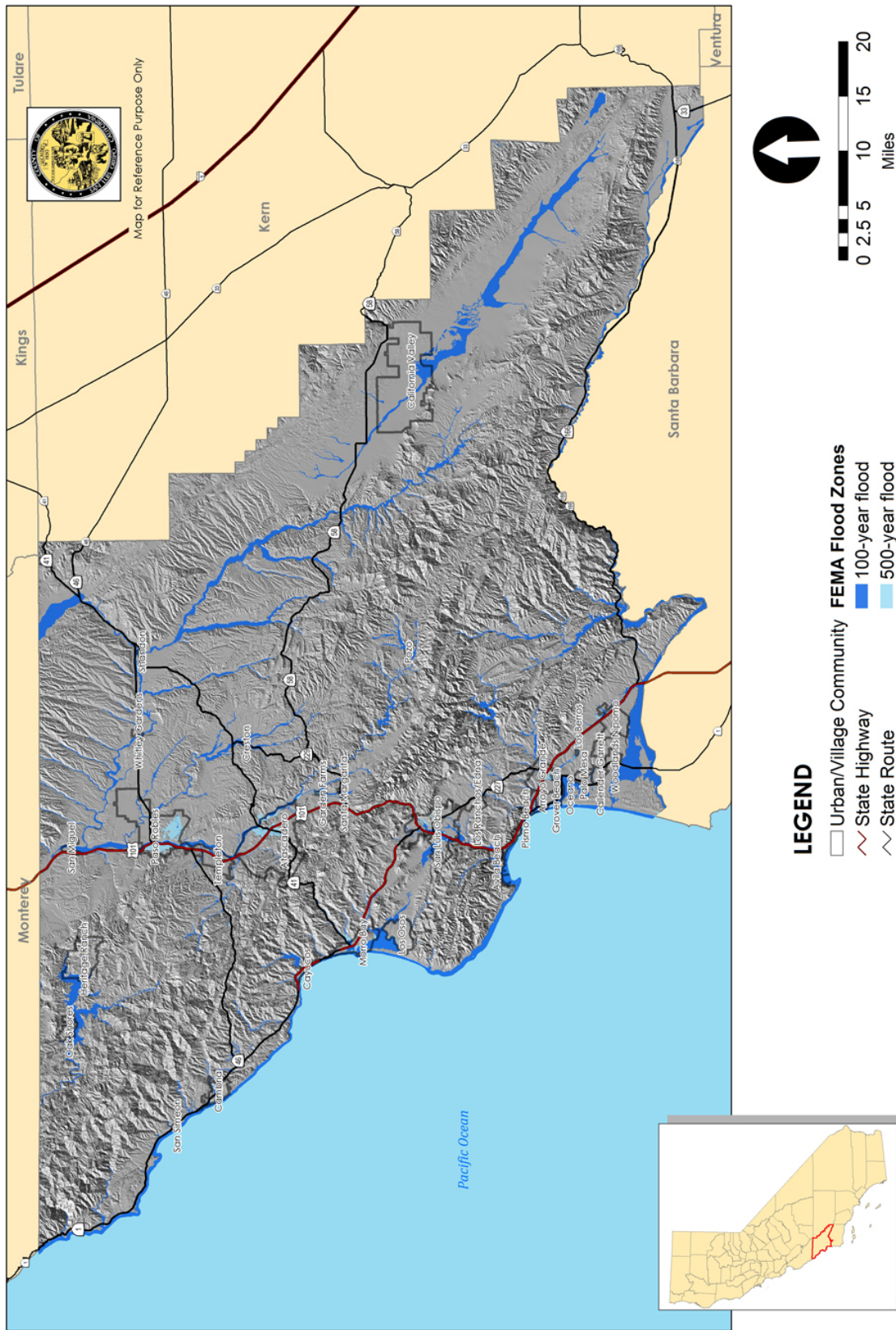
---



**Flood Pump on Main Street - West Village**



# Multi-Jurisdictional Hazard Mitigation Plan for Cambria Community Services and Cambria Community Healthcare Districts



**FEMA Flood Zone Map**

## Multi-Jurisdictional Hazard Mitigation Plan for Cambria Community Services and Cambria Community Healthcare Districts

---

### ➤ Hazard: Landslides

<b>Severity: Medium</b>	<b>Probability: Medium</b>
-------------------------	----------------------------

#### Hazard Definition

**Landslides** are a geologic hazard where the force of gravity combines with other factors to cause earth material to move or slide down an incline. Some landslides move slowly and cause damage gradually, whereas others move so rapidly that they can destroy property and take lives suddenly and unexpectedly. Slopes with the greatest potential for sliding are between 34 degrees and 37 degrees. Although steep slopes are commonly present where landslides occur, it is not necessary for the slopes to be long.

Landslides, rockslides, and debris flows occur continuously on all slopes; some processes act very slowly, while others occur very suddenly, often with disastrous results. As human populations expand over more of the land surface, these processes become an increasing concern.

There are predictable relationships between local geology and landslides, rockslides, and debris flows. The down-slope movement of earth material, either as a landslide, debris flow, mudslide, or rockslide, is part of the continuous, natural process of erosion. This process, however, can be influenced by a variety of causes that change the stability of the slope. Slope instability may result from natural processes, such as the erosion of the toe of a slope by a stream, or by ground shaking caused by an earthquake.

Slopes can also be modified artificially by grading, or by the addition of water or structures to a slope. Development that occurs on a slope can substantially increase the frequency and extent of potential slope stability hazards. Knowledge of these relationships can improve planning and reduce vulnerability. Slope stability is dependent on many factors and their interrelationships, including rock type, moisture content, slope steepness, and natural or man-made undercutting.

*A map of landslide prone areas is found at the end of this section.*

#### History

Natural occurring landslides do not typically occur within the planning area and there is no significant landslide history. This observation is supported by an aerial map review which reveals no indication of slope scarring.

Slopes disturbed by grading or development have failed, especially during periods of heavy rainfall. These events are commonly referred to as “mudslides” and can result in a considerable



## **Multi-Jurisdictional Hazard Mitigation Plan for Cambria Community Services and Cambria Community Healthcare Districts**

---

inconvenience. These manmade landslides can result in damage to structures, water and sewer lines, transportation routes, and electrical and telecommunications utilities. In Cambria, the areas of Main Street west of Burton Drive to Cornwall Street, Hillcrest Drive from Sunbury Avenue to Iva Court, Sheffield Street, Burton Drive from Rodeo Grounds Road to Eton Road and Ardath Drive west of Burton Drive all have experienced numerous mudslides over the past 20+ years. A recent example of this type of activity occurred in the winter of 2017 when a disturbed slope behind the Healthcare District's ambulance station on Main Street failed. *See photos at the end of this section.*

### **Plans and Programs**

The Uniform Building Code, which has been adopted by San Luis Obispo County for use in both Districts, requires that site specific investigations be performed for development located in hillside areas. Investigations and practices typically required for hillside development include the following:

- Conduct thorough geologic/geotechnical studies by qualified geotechnical engineers and engineering geologists.
- Require both engineering geologists and geotechnical engineers during construction to confirm preliminary findings reported during initial studies.
- Require certification of the proposed building site stability in relation to the adverse effects of rain and earthquakes prior to the issuance of building permits.
- Mandate coordination between the civil engineer and the project engineering geologist and geotechnical engineer during construction grading.
- Require mitigation of on-site hazards caused by grading that may affect adjoining properties, including erosion and slope instability.

### **Risk Assessment**

There is a limited portion of the planning area where the topography is considered steep to very steep. In the vast majority of this area, the underlying rock formation is very stable and the soil found on these slopes is shallow and held in place by deeply rooted trees and vegetation. These slopes do not typically fail unless disturbed by grading or development.

Large scale grading projects for the development of building sights has not occurred in the area. Construction has typically been limited to a lot by lot basis with minimal grading required. However, road cuts and grading as noted above, is extensive and has resulted in a number of manmade slides.


## Multi-Jurisdictional Hazard Mitigation Plan for Cambria Community Services and Cambria Community Healthcare Districts

---

### Risk Assessment Conclusion:

Despite the past history of minimal naturally occurring landslide activity, the disruption of slope by road cuts results in a **MEDIUM** rating for the probability and severity.

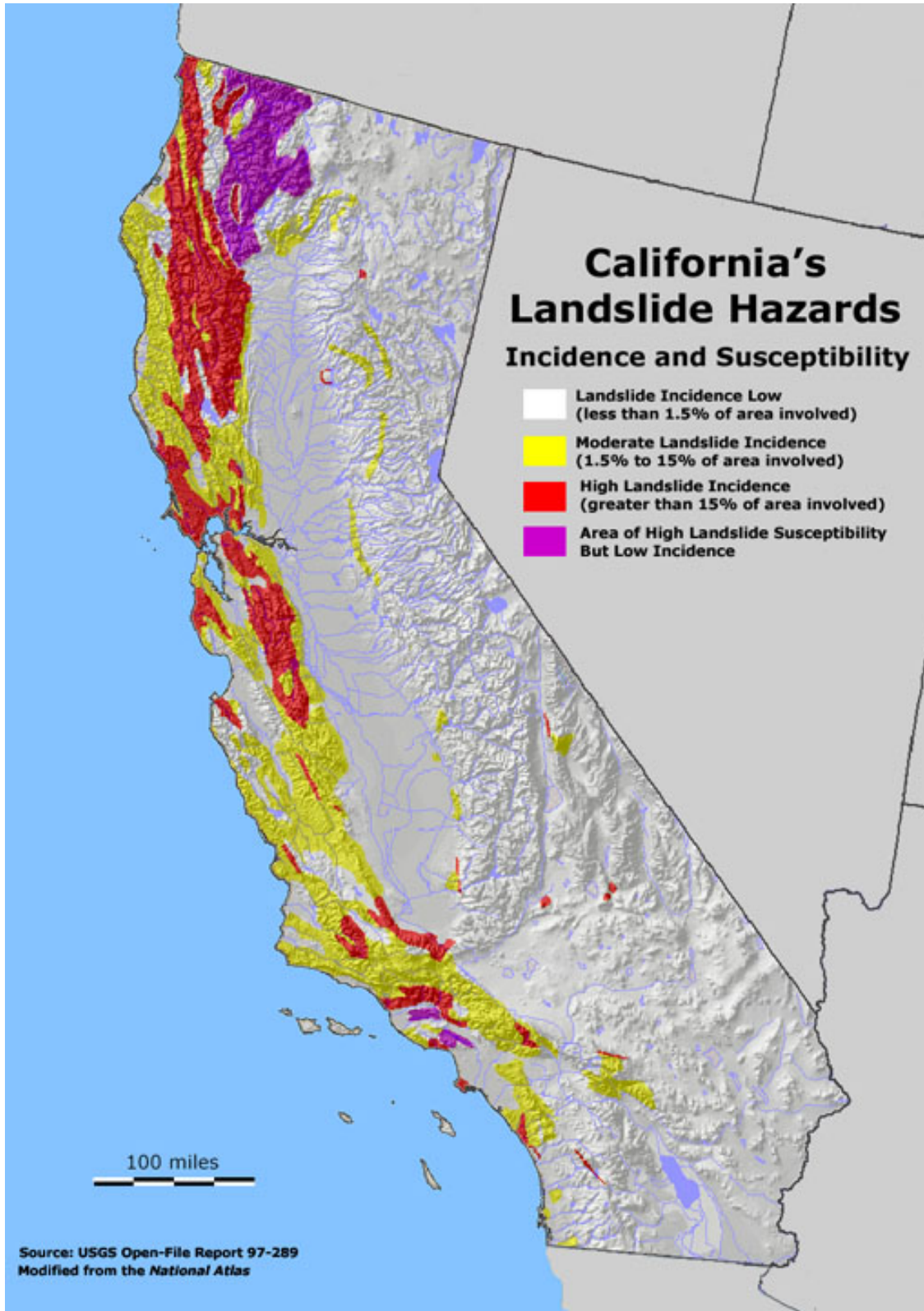
**Minor Mudslide on  
Main Street Near Burton Drive  
(January 2017)**



**Minor Mudslide Behind  
the Ambulance Station  
on Main Street  
(January 2017)**

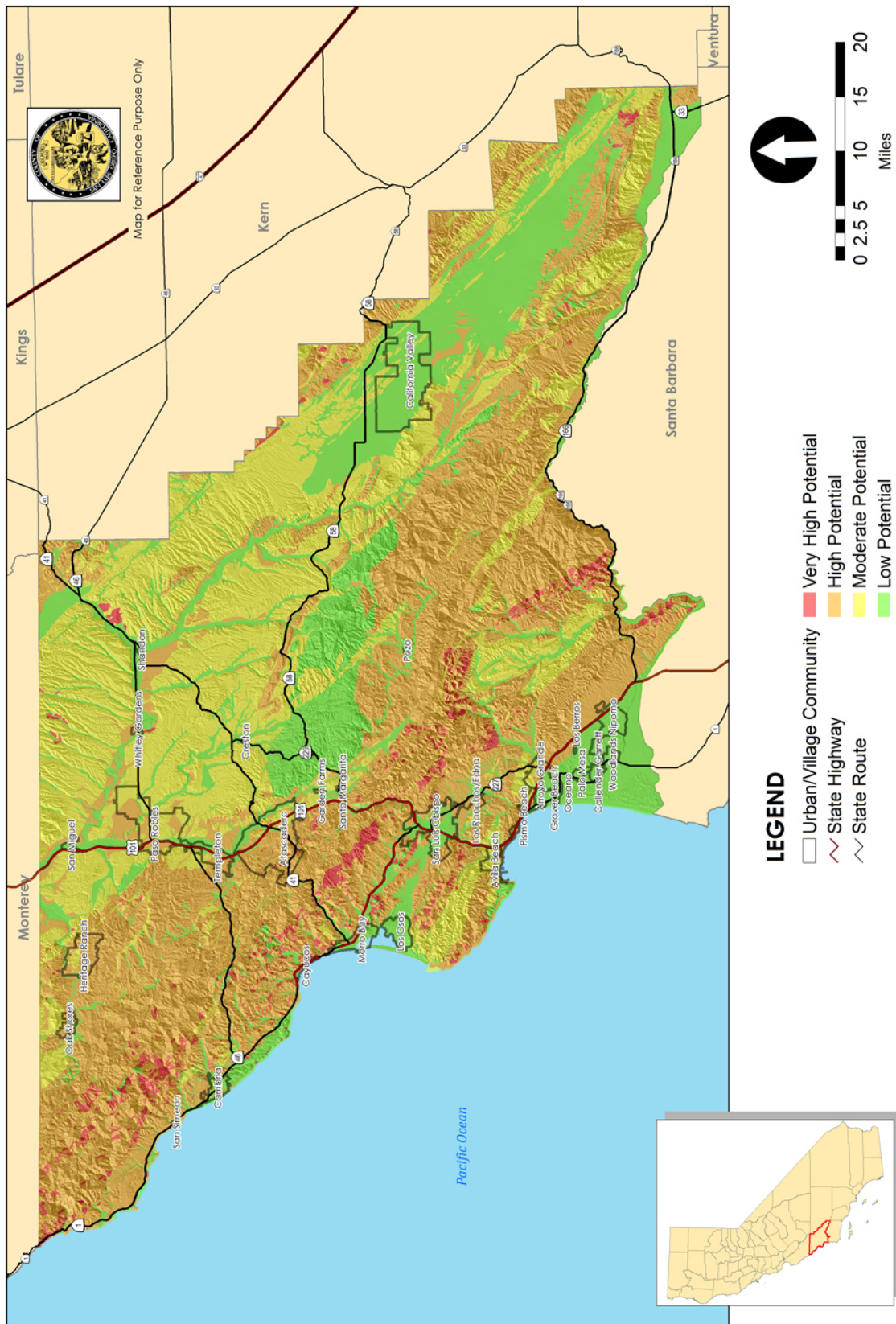


# Multi-Jurisdictional Hazard Mitigation Plan for Cambria Community Services and Cambria Community Healthcare Districts



**Map of California's Landslide Hazard History**

# Multi-Jurisdictional Hazard Mitigation Plan for Cambria Community Services and Cambria Community Healthcare Districts



Map of San Luis Obispo County Landslide Hazard History

## Multi-Jurisdictional Hazard Mitigation Plan for Cambria Community Services and Cambria Community Healthcare Districts

---

### ➤ Hazard: Extreme Weather

<b>Severity: Medium</b>	<b>Probability: High</b>
-------------------------	--------------------------

#### Hazard Definition

Extreme weather is defined as unusual, severe, or unseasonal weather. It can be considered weather at the extremes of the historical distribution or the range that has been experienced in the past. Adverse or extreme weather occurs only 5% or less of the time and may take the form of onetime events such as storms, or may occur over longer periods of time, such as heat waves, cold snaps, or drought.

A storm is defined as any disturbed state of the earth's atmosphere affecting its surface. It may be marked by strong wind, hail, thunder and/or lightning, also known as a thunderstorm, heavy precipitation in the form of snow or rain, heavy freezing rain, strong winds (windstorm), or wind transporting some substance through the atmosphere as in a dust storm, blizzard, sand storm, etc. Storms generally lead to negative impacts to lives and property such as storm surge, coastal erosion, heavy rain or snow (causing flooding or road impassibility), lightning, wildfires, and vertical wind shear.

A more thorough discussion of these types of events follows:

#### Drought

A drought, or an extreme dry period, is an extended timeframe where water availability falls below the statistical requirements for a region. Droughts are not a purely physical phenomenon, but rather interplay between the natural water availability and human demands for water supply. The precise definition of drought is made complex owing to political considerations, but there are generally three types of conditions that are referred to as drought:

- **Meteorological drought** is brought about when there is a prolonged period with less than average precipitation.
- **Agricultural drought** occurs when there is insufficient moisture for average crop or range production. This condition can arise, even in times of average precipitation, owing to soil conditions or agricultural techniques.

## **Multi-Jurisdictional Hazard Mitigation Plan for Cambria Community Services and Cambria Community Healthcare Districts**

---

- **Hydrologic drought** is brought about when the water reserves available in sources such as aquifers, lakes, and reservoirs fall below the statistical average. This condition can arise, even in times of average (or above average) precipitation, when increased usage of water diminishes the reserves.

When the word "drought" is used by the general public, the most often intended definition is meteorological drought. However, when the word is used by urban planners, it is more frequently in the sense of hydrologic drought.

### **Wind Storms**

Resulting from air movement from areas of high pressure to those of low air pressure, wind storms can occur at any time of the year and can vary in strength and duration.

### **Heavy Snow Fall**

Heavy snow fall will, on very rare occasions, occur in the higher elevations of the Santa Lucia range. In the lower elevations, heavy snow fall does not occur.

### **Thunderstorm**

A thunderstorm, also known as an electrical storm, a lightning storm, thundershower or simply a storm is a form of weather characterized by the presence of lightning and its acoustic effect on the earth's atmosphere known as thunder. Thunderstorms are usually accompanied by strong winds, heavy rain and sometimes snow, sleet, hail, or no precipitation at all. Those which cause hail to fall are known as hailstorms.

### **Hail Storms**

Hail is precipitation in the form of balls or irregular lumps, always produced by convective clouds, nearly always cumulonimbus. They can vary from pea size all the way up to that of a grapefruit in rare circumstances. Hailstones generally form in thunderstorms between currents of rising air called the updrafts and the current of air descending toward the ground, called the downdraft. Large hailstones indicate strong updrafts in the thunderstorm. The larger the hail, the stronger the updraft needed to hold it aloft in the storm.

### **Freeze**

A freeze refers to a particularly cold spell of weather where the temperature drops below 32 degrees. Freezing conditions, especially in the spring, can cause damage to crops and ornamentals and cause considerable discomfort to area residents.



## **Multi-Jurisdictional Hazard Mitigation Plan for Cambria Community Services and Cambria Community Healthcare Districts**

---

### **Extreme Heat**

Often referred to as a “heat wave” or “heat storm”, it is typically defined as a series of days, 3 or more, where weather conditions combine resulting in day time temperatures considerably higher than the norm. When combined with high humidity, living conditions can become quite uncomfortable.

### **History**

The Cambria community and surrounding Healthcare District areas have a history of adverse or extreme weather. These events can have significant impacts on the health and safety of the population and cause major property and infrastructure damage. The duration of these events, with the exception of drought, is most typically short term. Listed below are the primary dangers associated with these occurrences:

- Threat to life and danger to public health
- Damage/loss of personal property or crops/livestock
- Utility failures
- Interruption of the transportation network
- Interruption of communication systems

*A sample of the variety of extreme weather events that have occurred in the community and adjoining areas are found in the table below:*



## Multi-Jurisdictional Hazard Mitigation Plan for Cambria Community Services and Cambria Community Healthcare Districts

---

### Extreme Weather Event History

LOCATION	Date of Event	Damage Reported	Incident Description
City of San Luis Obispo	5/5/1988	4 homes damaged	Tornado-A small tornado developed over the City of SLO. The tornado knocked out power to several hundred homes. 4 homes were damaged, including one struck by a falling cypress tree.
Countywide	12/21/1998 - 12/24/1998	\$5.4 million crop damage	Freeze. An unseasonable cold air mass produced a three-night period of sub-freezing temperatures across Central and Southern California. Agricultural interests suffered heavy crop losses.
San Luis Obispo County	12/17/2000 - 12/18/2000		High Wind. Gusty offshore winds buffeted the Coastal section of SLO County. In the City of SLO, the winds blew out the windows in an unoccupied mobile home and destroyed part of a car port. In Nipomo, winds of 35 mph with gusts up to 55 mph were reported. The strong winds produced widespread power outages.
San Luis Obispo County	3/04/2001 - 3/06/2001		High Wind. A powerful and slow-moving storm brought heavy rain, strong winds and snow to Central and Southern California. Across SLO County, rainfall totals ranged from 2 to 6 inches over coastal/valley areas and ranged from 6-13 inches in the mountains producing extensive flooding. In Oceano, the Arroyo Grande Creek overflowed destroying numerous crops and damaging 1 home. In Arroyo Grande, flooding along Corbett Creek damaged 4 homes and 5 Arroyo Grande High School classrooms.
Oceano	2/02/2004		Tornado. A waterspout, developed offshore of Oceano Dunes and came onshore as a weak tornado. It struck but did not injure a park ranger in his truck. The truck sustained no reportable damage.
Cambria	01/02/2006		Cambria experienced a significant wind and rain event which caused damage to over 60 homes and businesses. Several people were injured. First Responders were unable

## Multi-Jurisdictional Hazard Mitigation Plan for Cambria Community Services and Cambria Community Healthcare Districts

---

			to access many areas of Cambria due to downed power lines, utilities, trees and other debris. Several large areas of Cambria were without power for 5-9 days. Cambria CERT was utilized to perform Damage Assessment and distribute ice and other assistance to residents without power.
San Luis Obispo County	1997 to Present: >20 Events Occurred		Heavy Surf. 1998 event: An extended heavy surf event produced by a series of Pacific storms, battered coastal areas of Central and Southern California. Along the coast of San Luis Obispo, waves as high as 25 feet were reported. Elsewhere, coastal areas reported 12 to 15foot waves producing some degree of damage. In Port San Luis, widespread shoreline erosion was reported.

### Hazard Potential

#### Drought

Periods of drought can have significant environmental, agricultural, health, economic and social consequences. Drought can also reduce water quality, because lower water flows reduce dilution of pollutants and increase contamination of remaining water sources. Wildfires are typically larger and more severe in periods of drought due to the lower fuel moisture content.

#### Wind Storms and Thunderstorms

These wind related events can be quite destructive, especially in Cambria where nearly all of the residential areas and much of the commercial occupancies are situated in an urban forest area. Falling trees and branches can result in considerable property destruction, communication/power line damage, and block transportation corridors. This situation has recently been exacerbated by the disease/drought infested trees. Occasionally, summer thunderstorms (lightning) will cause wildfire in the coastal mountain regions of the County.

#### Coastal or Winter Storms

These storms may have hurricane-force winds and cause damage similar to that of a hurricane. However, they are not classified as such because they don't originate in the tropics. Coastal storms usually do most of their damage on the coast, in the form of beach erosion and flooding due to heavy rainfall. The winds originate from low-pressure systems offshore and circulate counterclockwise around the low pressure system. When the low pressure system stops moving, its winds combine with those of the high pressure system to blow in one direction over a long period of time, which may create massive waves. The duration of such a storm coupled with the height of the tide can be the

## Multi-Jurisdictional Hazard Mitigation Plan for Cambria Community Services and Cambria Community Healthcare Districts

---

most significant measure of its destructiveness..

As these storms move to the east, across the community, they typically lose intensity as the coastal range behind Cambria causes the moist air to elevate, condense, and fall out. Santa Rosa Creek, which flows through the center of the community's commercial district, originates in this range and has caused significant flooding events to this area. High tides can further increase flooding potential.

Coastal areas of Cambria and San Simeon are primarily characterized by narrow beaches backed by low cliffs approximately 20 feet-high. This section of coastline is subject to moderate to heavy wave action mostly from northerly swells. This coastal area is comprised of a rock unit called the Cambrian slab which is a local, colloquial name for the Cretaceous-age sandstones that form Cambria's resistant rock headlands. Since sandstone is fairly resistant to erosion, cliff retreat rates in Cambria and San Simeon are relatively low when considering the wave energy imposed on this area. However, present developments along Windsor Avenue are considered to be in danger from wave action and are currently experiencing rates that average seacliffs retreat of two to three inches per year.

### **Hail Storms**

Significant amounts of damage to property notably to automobiles, skylights, and glass-roofed structures can occur from hail storms. The damage to landscape and vegetation can also be severe. Fortunately, hail very rarely kills anyone. However, each year dozens of people are injured when they are unable to find adequate shelter.

### **Freeze and Heavy Snow Fall**

Heavy snow fall within the confines of the CCSD is not expected. On rare occasions, snow fall may be heavy enough in the Santa Lucia Mountain Range to the north and east of Cambria and within the boundaries of the Healthcare District to cause damage to the naturally occurring vegetation. This may result in an increased fire season threat as the damaged vegetation dries out and increases the normal fuel loading. This could threaten portions of the community through a larger and more rapid fire spread.

### **Extreme Heat**

In the United States heat waves are the most lethal type of weather phenomenon. Between 1992 and 2001, deaths from excessive heat in the United States numbered 2,190, compared with 880 deaths from floods and 150 from hurricanes. Situated on the coast, the community will not experience extremely high temperatures. However the public health risks from extended exposure to **higher than normal** temperatures include hyperthermia, rashes, edema, dehydration, and heat cramps, to name a few. Wildland fire danger is also known to increase dramatically as the daily temperatures climb.

## **Multi-Jurisdictional Hazard Mitigation Plan for Cambria Community Services and Cambria Community Healthcare Districts**

---

### **Plans and Programs**

The San Luis Obispo County Office of Emergency Services (OES) and both the Cambria Fire Department and the Cambria Community Healthcare District, in coordination with local, state, and federal emergency response organizations, continually work to better prepare the residents for the impact of these types of emergency events.

First responder agencies, both law enforcement and fire, routinely train on handling the cascading effects that can result from events of this nature. The local chapter of the American Red Cross is prepared to assist citizens in shelter welfare issues. The Fire Department sponsors and the CCSD is very supportive of a Community Emergency Response Team (CERT). The team is very active having some 150 members meeting and training on a regular basis.

The SLO Planning and Building Department stipulate and enforces codes and ordinances that ensure that buildings are not situated in flood zones and are in compliance earthquake and fire code requirements. Once constructed the Fire Department has a Fire Code inspection program.

The National Weather Service uses a number of methods to get weather statements out to the general population. Examples include the Emergency Alert System, NOAA Weather Radio All Hazards (NWR), and newer smart phone Wireless Emergency Alerts (WEA). For certain significant adverse weather events, the County could potentially use the reverse 9-1-1 system. Early Warning System sirens are located throughout the Diablo Canyon Emergency Planning Zone Area, which does not include the Cambria area, but could have some benefit to Cambria residents who work and shop in areas to the south of the District.

Due to the unique and consistent weather patterns in the area, the National Weather Service (NWS) has broken the County into three weather forecast zones: San Luis Obispo County Central Coast, San Luis Obispo County Interior Valleys, and San Luis Obispo County Mountains. The NWS uses a multi-tier system of weather statements to notify the public of threatening weather conditions specific to these areas. These statements are used in conjunction with specific weather phenomena to convey different levels of risk. In order of increasing risk, these statements are:

### **Weather Related Terminology**

- **Outlook** - A Hazardous Weather Outlook is issued daily to indicate that a hazardous weather or hydrologic event may occur in the next several days. The outlook will include information about potential severe thunderstorms, heavy rain or flooding, winter weather, extremes of heat or cold, etc., that may develop over the next 7 days with an emphasis on the first 24 hours of the forecast. It is intended to provide information to those who need considerable lead time to prepare for the event.

## Multi-Jurisdictional Hazard Mitigation Plan for Cambria Community Services and Cambria Community Healthcare Districts

---

- **Advisory** - An advisory is issued when a hazardous weather or hydrologic event is occurring, imminent, or likely. Advisories are for "less serious" conditions than warnings that may cause significant inconvenience, and if caution is not exercised could lead to situations that may threaten life or property. NWS may activate weather spotters in areas affected by advisories to help them better track and analyze the event.
- **Watch** - A watch is used when the risk of a hazardous weather or hydrologic event has increased significantly, but its occurrence, location, or timing is still uncertain. It is intended to provide enough lead time so those who need to set their plans in motion can do so. A watch means that hazardous weather is possible. People should have a plan of action in case a storm threatens and they should listen for later information and possible warnings especially when planning travel or outdoor activities. NWS may activate weather spotters in areas affected by watches to help them better track and analyze the event.
- **Warning** - A warning is issued when a hazardous weather or hydrologic event is occurring, imminent, or likely. A warning means weather conditions pose a threat to life or property. People in the path of the storm need to take protective action. NWS may activate weather spotters in areas affected by warnings to help them better track and analyze the event.
- **Statement** - A statement is either issued as a follow-up message to a warning, watch, or emergency, that may update, extend, or cancel the message it is following up or a notification of significant weather for which no type of advisory, watch, or warning exists.

### Risk Assessment

The varied topography of the planning area exaggerates the types of extreme weather. For example, winter storms typically generate more rain in the study region than in other parts of the County as they move over the Santa Lucia Mountain Range located just behind the community of Cambria.

Listed below are the primary dangers associated with extreme weather events:

- Threat to life and danger to public health
- Damage/loss of personal property or crops/livestock
- Utility failures
- Interruption of the transportation network
- Interruption of communication systems

## Multi-Jurisdictional Hazard Mitigation Plan for Cambria Community Services and Cambria Community Healthcare Districts

---

### Risk Assessment Conclusion

The planning area has a history of extreme weather, mostly winter storm related. These events can have significant impacts on the health and safety of the population and cause major property and infrastructure damage. These types of events include: winter storms, wind events, thunder storms, hail storms, heat waves and drought. The duration of these events, with the exception of drought, is most typically short term.

Given the past history of both occurrence and damage, and based on the wide range of potential events this section is rated as **Medium** in severity and **High** in probability.

## Multi-Jurisdictional Hazard Mitigation Plan for Cambria Community Services and Cambria Community Healthcare Districts

---

### ➤ Hazard: Wildfire

<b>Severity: Very High</b>	<b>Probability: High</b>
----------------------------	--------------------------

### Hazard Definition

A wildfire is an uncontrolled fire spreading through vegetative fuels, posing danger and destruction to property. Outbreaks of wildfire occur routinely throughout San Luis Obispo County's dry season and are predominantly, four out of every five times, generated by humans. As a natural hazard, a wildfire is often the direct result of a lightning strike. These lightning induced fires often occur in remote undeveloped areas and spread to urban areas where structures and other human development are more concentrated. Cambria has experienced lightning caused fires in the last five years within the boundaries of the CCSO, lightning caused fires within the CCHD are not uncommon.

Wildland Urban Interface (WUI) fires occur where vegetation and the built environment are intermingled. Two WUI conditions exist: 1) where there is a distinct interface boundary between the forest and built areas and 2) inter-mix areas where buildings and infrastructure are intermingled in the forest itself. Both WUI conditions exist in Cambria.

The predominate dangers from wildfires are:

- The destruction of vegetation, property, and wildlife
- Injury or loss of life to people living in the affected area or using the area for recreational facilities.
- Post fire erosion/mudslides during winter time rainfall.
- Air quality impact to public health.

### History

Historically, wildland fires in San Luis Obispo County have burned thousands of acres and caused considerable property loss with an occasional life loss. The majority of these large fires have occurred away from the coastal areas in the warmer and dryer portions of the county (east of the Santa Lucia Mountain Range). Large fires on the coastal side of the county occur less frequently. A Fire History Map of San Luis Obispo County is found at the end of this section. It reveals no



## Multi-Jurisdictional Hazard Mitigation Plan for Cambria Community Services and Cambria Community Healthcare Districts

---

large fire history in the study area and surrounding open space over the past 75 years. A number of large fires originating in the hotter and dryer Nacimiento Lake - Fort Hunter Liggett area have advanced toward the planning area, but have been held in check along the top of the Santa Lucia Range. However, serious fires do occur on the coastal slope of the Santa Lucia range. Wildfires have burned coastal shrubs and Bishop Pine at Montana de Oro State Park south of Cambria, and coastal shrubs and conifers north of Cambria along the Big Sur coast line. These coastal fires occur on a 4-5 year cycle.

### Coastal Fire History - Similar Fuels and Weather Conditions

Event	Date	Impacted Area		Details
<b>Morse Fire</b>	May 1987	190 acres	36 homes, multiple vehicles	Pebble Beach - Burned in an area of very similar fuels, weather and topography.
<b>Highway 41 Fire</b>	August 1994	49,000 acres \$10M	42 homes, 61 other structures, 91 vehicles	Morro Bay - Fire started in the coastal mountains behind the City of Morro Bay. The fire burned into the City of Atascadero and threatened the City of San Luis Obispo.
<b>Diablo Fire</b>	January 2007	1800 acres	2 Structures	Structure fire, just north of Diablo Canyon Nuclear Power Plant. Fire ignited adjacent fuels, wind driven to the top of the ridge an adjoining canyons.
<b>Creek Fire</b>	November 2012	430 acres	None	Escaped vegetation management fire, just north of the Diablo Nuclear Power Plant
<b>Pfeiffer Fire</b>	December 2013	850 acres	22 homes, multiple vehicles	Big Sur - Fire started along Hwy 1 near Big Sur campground and burned all the way to the ocean.

## Multi-Jurisdictional Hazard Mitigation Plan for Cambria Community Services and Cambria Community Healthcare Districts

### San Luis County Fire Large History - Burning into the Coastal Zone

Event	Date	Impacted Area		Details
<b>Weferling Fire</b>	1960	50,000 acres	Unknown	Fire started in the vicinity of Lake Nacimiento and burned north and west towards the coast. It was held along the ridge of the Santa Lucia Range
<b>Logan Fire</b>	August 1997	50,000 acres \$6M	Unknown	The Logan Fire burned in the coastal mountains to the east of the study area in fuels and topography similar to those found in portions of the study area.
<b>Highway 41 Fire</b>	August 1994	49,000 acres \$10M	42 homes, 61 other structures, 91 vehicles	Fire started in the coastal mountains behind the City of Morro Bay. The fire burned into the City of Atascadero and threatened the City of San Luis Obispo.
<b>Chimney Fire</b>	August 2016	46,344 acres	49 homes, 21 other structures, multiple vehicles	Very similar to Weferling Fire 56 years earlier, this started in the vicinity of Lake Nacimiento and burned north and west towards the coast. It was held along the ridge of the Santa Lucia Range.

The most historically significant fire is the Morse Fire in May of 1987. This fire burned 190 acres in Pebble Beach, Monterey County. This fire took place in a Monterey Pine forest similar to that in Cambria. It burned over the course of one day into a wildland urban interface community.

A Report from the US Fire Administration summarizes: On May 31, 1987, fire escaped from an illegal campfire in the Del Monte Forest in Pebble Beach, California. The resulting fire burned 160 acres and destroyed 31 structures causing an estimated damage of approximately \$18,000,000. There were 18 injuries, including 15 firefighters and 3 civilians. The fire spread from the forest into the residential area. Control of the fire in the forest was difficult due to heavy fuel load and low fuel moisture. Structures were located on a ridge above the main body of the fire. A fire storm occurred near the top of this ridge, spreading the fire across the residential area. The spread of the

## **Multi-Jurisdictional Hazard Mitigation Plan for Cambria Community Services and Cambria Community Healthcare Districts**

---

fire through the residential area was aided by wood shingle roofs, natural vegetation around structures, accumulation of pine needle litter on roofs, and the intensity of the fire.

### **Risk Assessment**

When determining a jurisdiction's risk from wildfire, the local weather, fuels, and topography must be reviewed:

**Topography** refers to canyons, hillsides, river bottoms, ridges and other "lay of the land" features. These all have a dramatic effect on fire spread. Aspect or orientation of the fuel beds also plays an important role. In general, south facing slopes are subjected to greater solar radiation, making them drier and thereby intensifying wildland fire behavior. The topography within the District is quite varied; from a gently sloping marine terrace to a number of steep and inaccessible canyons (i.e. Strawberry and Fern Canyons). The majority of the topography is sloped and heavily developed with residential/single family homes; therefore a significant wildland urban interface exists. The two small but separate commercial districts, East and West Village, are located on level or very gently sloped areas above and to the north of Santa Rosa Creek. Both of these commercial districts are in wildland urban interface areas.

**Weather** in this region weather plays a key factor in the wildland fire potential. Rain fall occurs primarily between the months of November and April, and 30 year averages range between 29 inches per year in the District to 39 inches in the mountains to the east of the community. Summers are typically cool with fog and or high relative humidity. Humidity is an important fire-related weather factor. As humidity levels increase, vegetation moisture levels also increase, thereby decreasing the likelihood that plant material will ignite and burn. Wind in the area, a key factor in spread, is quite predictable and is usually moisture laden due to the close proximity of the ocean. The wind typically flows to the N/W in the spring and summer. The fall season will see dryer and warmer days. Strong winds from the Northwest through East quadrants present the greatest threat to fire spread in the planning area. This combined with the lack of rainfall will see the fire hazard threat increase.

**Climate change** poses many challenges to the wildland areas of San Luis Obispo County. Studies reveal that the average fire season has increased by approximately 80 days. Warmer temperatures and variations in average rainfall will undoubtedly result in larger and more intense wildfires. Insects and disease impacts modify the forest fuels as evidenced by the current tree mortality in the area. The introduction of invasive species can alter existing fuel types. A current example is the recent introduction of Scotch Broom found in many areas along Highway 1. Drought-hardy and

## Multi-Jurisdictional Hazard Mitigation Plan for Cambria Community Services and Cambria Community Healthcare Districts

---

fast-spreading, it functions as a “ladder fuel” in a fire and overruns habitat for native Coffeeberry and Rabbitbrush which are more fire resistant.

**Fuels** are classified into three risk categories as described below: Very High, High and Moderate. *Please see description below.*

### Fuel Hazards

Fuel	Fire Hazard Ranking	Locations in Cambria
Grass	Moderate to High	Open grass covered areas are found throughout the planning area. They are the prominent fuel type on gentle slopes of the marine terrace east side of Highway 1, Moonstone Beach, Windsor, and Fiscalini Ranch areas.
Brush	Very High	Scattered fuel beds of both heavy and light brush are found throughout the planning area. Examples are found along both sides of Highway 1 Burton Drive to Santa Rita Creek.
Timber	Very High	Timber stands are found throughout the planning area, both in scattered and heavy stands. Timber is often inter-mixed with structures in the community of Cambria. There is a considerable number of standing dead trees throughout both planning areas. Extensive dead and down materials are found on the forest floor in many areas.

The arrangement of the fuel on the land is also an important consideration. By breaking up or thinning fuel beds, one can slow the rapid spread rates of wildfires. In addition, the removal of certain fuels in the horizontal plane can prevent fires from “laddering” into the tops of trees where it may burn hotter and be more difficult to contain.

A combination of factors has led to a very dangerous overloading of highly flammable fuels throughout the community and the adjoining areas. With the establishment of the community around 1860, fire suppression activities have allowed a tremendous buildup of both live and dead fuels that would normally be reduced through naturally occurring fire.

## **Multi-Jurisdictional Hazard Mitigation Plan for Cambria Community Services and Cambria Community Healthcare Districts**

---

**Tree Mortality** First observed in the Cambria area in 1994, Pine Pitch Canker, a disease of pine trees caused by the fungi, *Fusarium circinatum*, began taking a toll on the native Monterey Pines that the community is famous for. This process increased dramatically with the advent of the drought that started in 2012. Trees stressed by the drought were more susceptible to the fungus and bark beetles. By 2014, the tree mortality rate increased dramatically, studies conducted by Cal Poly University measured mortality in older Monterey Pines, in some areas, in excess of 70%.

As a result of this significant fuels problem, the California Department of Forestry and Fire Protection's Fire and Resource Assessment Program (FRAP), has re-classified the CCSD and much of the surrounding CCHD area as being in a High Fire Hazard risk area.



**Dead and Down Fuels in Cambria, 2017**



## **Multi-Jurisdictional Hazard Mitigation Plan for Cambria Community Services and Cambria Community Healthcare Districts**

---

### **Plans and Programs**

#### **Ordinances and Regulations**

##### **California Fire Code**

This code may be adopted by local jurisdictions, with amendments, and provides minimum standards for many aspects of fire prevention and suppression activities. These standards include: provisions for access, water supply, fire protection systems, and the use of fire resistant building materials. The Cambria CSD has adopted and added local amendments to the California Fire Code.

##### **Wildland Urban Interface Code**

This code may be adopted by local jurisdictions, with amendments to provide minimum as well as additional standards for Wildland Urban Interface prevention, protection and suppression. These standards include specific requirements for fire resistant building materials, exterior armoring, access, fire protection systems, defensible space clearance and ornamental vegetation standards. The Cambria CSD has adopted this code with amendments.

##### **California Health and Safety Code and the California Building Code**

The Health and Safety Code contains regulations pertaining to the abatement of fire related hazards. It also requires that local jurisdictions enforce the California Building Code, which provides standards for fire resistive building and roofing materials, and other fire-related construction methods.

##### **Public Resources Code (PRC) and Title 14 of the California Code of Regulations**

PRC regulations define criteria for State Responsibility Area (SRA) wherein state wildland fire laws and regulations apply. All of Cambria, and surrounding area, is within PRC defined SRA. PRC contains statewide fire prevention and suppression standards in SRA wildland fire areas. Title 14 includes Fire Safe Regulations that apply to development in SRA.

##### **San Luis Obispo County General Plan Safety Element and Land Use Ordinance**

Land use planning and building development in the study area is regulated by the County Planning and Building Department with Fire Code administered by the Cambria CSD Fire Department. Sections within these documents establish minimum standards for development in Cambria.

## **Multi-Jurisdictional Hazard Mitigation Plan for Cambria Community Services and Cambria Community Healthcare Districts**

---

### **Preparedness Programs**

#### **Cambria FireSafe Focus Group**

The Cambria FireSafe Focus Group is a subset of the San Luis Obispo County Fire Council. The Fire Safe Council is comprised of stakeholders in community fire prevention and especially wildland fire pre-planning, community education and preparedness. The Cambria Fire Safe Focus Group is operated entirely by agency representatives and volunteers and established to improve local fire safety especially from a wildland fire. Their mission is to mobilize Cambrians to protect their community, homes, businesses and environment from wildfire. Group members were instrumental in recently receiving a Firewise Community designation from the National Fire Protection Association by creating a community-wide Wildfire Risk Assessment, creating an Action Plan from that assessment, conducting a 'Firewise Day' event, and investing at least \$2.00 per capita on community fire prevention efforts.



To help Cambrians become aware of the potential for a major wildland fire in Cambria the focus group has established the following goals:

1. Public education and outreach.
2. Identify fire-safe practices, landscaping and defensible space around your home or business.
3. Identify fire-safe construction and reducing fire embers ability to enter the inside of a building or ignite the building exterior.
4. Hold community requested neighborhood meetings to promote wildland fire safety and preparedness.
5. Coordinate and deliver Fire Safe Chipping events to reduce accumulated dead wildland fuels and to enhance defensible space around buildings.
6. Increase awareness and public education regarding evacuation safety, routes and family and business plans.

### **Mitigation Projects**

The SLO County Fire Safe Council and CAL FIRE have been very successful in receiving grants from a number of sources for a variety of fuel mitigation projects within the planning area. The completed and current projects listed below total approximately \$1,280,000.

#### **Completed projects include:**

- Community wide chipping (available annually since 2000)



## **Multi-Jurisdictional Hazard Mitigation Plan for Cambria Community Services and Cambria Community Healthcare Districts**

---

- PG&E Grant to maintain and enhance Bridge Street Fuel Break
- Hillside hazardous fuel reduction in Rodeo Grounds portion of Fiscalini Ranch Preserve
- Cambria CSD has installed an emergency evacuation road across the Fiscalini West Ranch to ensure that Park Hill, Seacliff Estates, Marine Terrace and West Lodge Hill residents have an alternate escape route and First Responders have a secondary means of ingress and egress
- Emergency Access Road across the Fiscalini Ranch West.
- A hydrant installed adjacent to the south end of the Emergency Access Road on the Fiscalini West Ranch to be used as a helicopter water supply and general water supply for combating wildfires.

### **Projects currently underway include:**

- CAL FIRE Greenhouse Gas Fund Grant (Salvage harvest dead and dying trees)
- Strawberry Canyon, Greenspace -The Cambria Land Trust, (Fuel Reduction)
- Cambria Hwy.1- Fuel Reduction.
- Cambria Community Chipping
- Public Safety Hazard tree removal throughout community
- Public Outreach, Education, Preparedness
- Monitoring and measurement of forest health restoration
- Community Fire Safe Fair 2016 Western States WUI Grant
- CAL FIRE Tree Mortality Grant

### **Grant in process:**

- Greenhouse Gasification Biomass Plant (CCSD Applicant w/Fire Safe Council Support)

### **On Going Work (non-grant funded):**

CAL FIRE and the California Conservation Corps routinely works with Cambria CSD staff and other property owners to create fire defense improvements where there is a community benefit. These projects are typically funded through State of California Fire Prevention fees (SRA fees) and include:

## **Multi-Jurisdictional Hazard Mitigation Plan for Cambria Community Services and Cambria Community Healthcare Districts**

---

- The Bridge Street Fuel Break - \$ 45,000 in SRA funds was used to established a 100 foot wide fuel break to separate the Covell Ranch forest stands from adjacent Pine Knolls, Happy Hill, and Liemert Tract areas of Cambria. The fuel break also cleared area along Bridge Street between the East Village and Cambria Cemetery. *See photos at the end of this section.*
- CAL FIRE hand crews have provided clearance in the CSD owned Fiscalini Ranch Preserve; Greenspace owned Strawberry Canyon, and privately owned Covell Ranch.
- Defensible space compliance inspections (PRC 4291) of 100% of applicable properties in Cambria.

### **Management Plans and Studies**

Given the high values at risk a considerable amount of studying and planning has been completed over the past two decades:

- In 1992, a **Statewide Pine Pitch Canker Task Force** was established. A Pitch Canker Action Plan was approved in 1995. The Plan is intended to identify management, research and educational priorities to limit the spread of pine pitch canker in California. More information on pine pitch canker can be found via the Pine Pitch Canker Task Force: [http://frap.cdf.ca.gov/pitch\\_canker/](http://frap.cdf.ca.gov/pitch_canker/).
- The **Cambria Forest Management Plan** (Jones and Stokes) was developed in 2002 through a grant from the California Department of Forestry and Fire Protection (CDF) under Senate Bill No. SB 1712. The Plan provides an integrated framework of techniques for the management of mixed native Monterey Pine and Coastal Live Oak forest in the Cambria community and surrounding area.
- **CAL FIRE Unit Fire Prevention Plan** is prepared annually and details hazard and risk and mitigation measures planned for implementation by CAL FIRE resources.
- **The Cambria Community Wildfire Protection Plan** was developed by CAL Fire - San Luis Obispo Unit with assistance by students at California Polytechnic University, San Luis Obispo. The Plan provides an analysis and evaluation of the current and prospective fire hazard, and suggested mitigation strategies for the community. The Plan takes into account environmental, socioeconomic and political factors that affect wildland fire management and safety of the Cambria Community. A series of detailed Fire Behavior analysis scenarios have been developed using computer modeling programs (FARSITE and WFDSS).

## Multi-Jurisdictional Hazard Mitigation Plan for Cambria Community Services and Cambria Community Healthcare Districts

---

### Relationship to Other Hazards – Cascading Effects

The ensuing effects of wildland fires can be devastating beyond the obvious loss of vegetation and depletion of forest resources. Soil, waterways and land can sustain lasting damage from large intense fires. Extreme heat can cause soil to lose its ability to absorb moisture and subsequently support life. These soils quickly erode, and as a result, enhance siltation of rivers and streams, thus increasing flood potential, damaging marine life, and diminishing water quality. Further, the risk of landslide hazard increases once land has been depleted of vegetation. Calamitous debris flows can ensue.

Economic impacts can be severe. Wild fires can wreak havoc on homes, recreational assets and the tourist industry. Water, telephone and power utility companies have lost millions of dollars through both the direct and indirect effects of forest fires.

### Risk Assessment Conclusion

While in many locations throughout the planning area, the fuels and the topography may allow an unchecked wildfire to become a severe threat, the strong coastal weather influence diminishes this hazard much of the time. Therefore, factoring in the areas past fire history, the probability is rated as **HIGH**. Given the high risk for personal injury and loss of life to inhabitants, firefighters, and the potential economic losses, the severity is rated as **VERY HIGH**.

# Multi-Jurisdictional Hazard Mitigation Plan for Cambria Community Services and Cambria Community Healthcare Districts

---



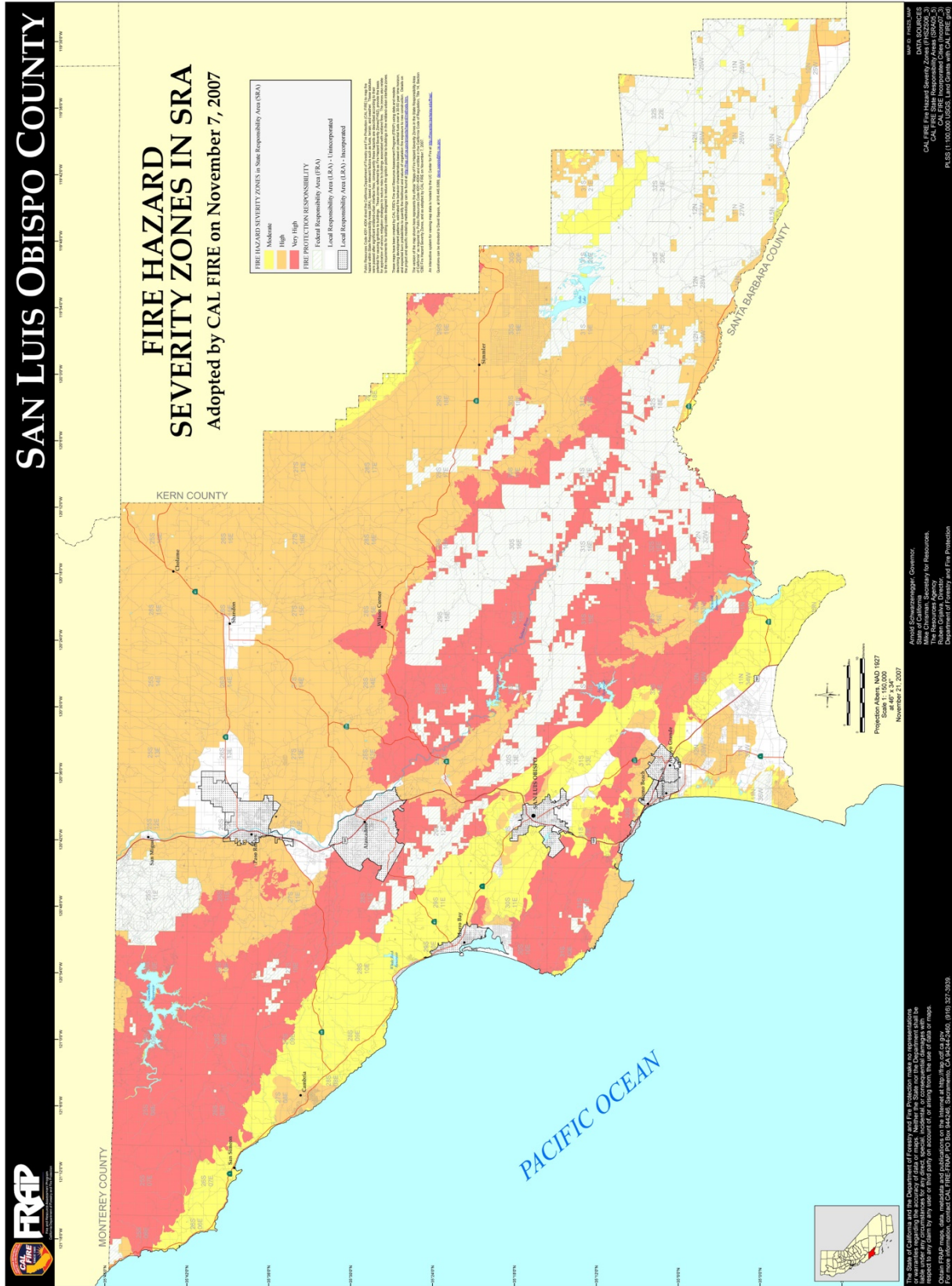
**West Side of Bridge Street – Fuel  
Thinning Project Complete**



**Exact Location East Side  
of Bridge Street –  
Project in Process**

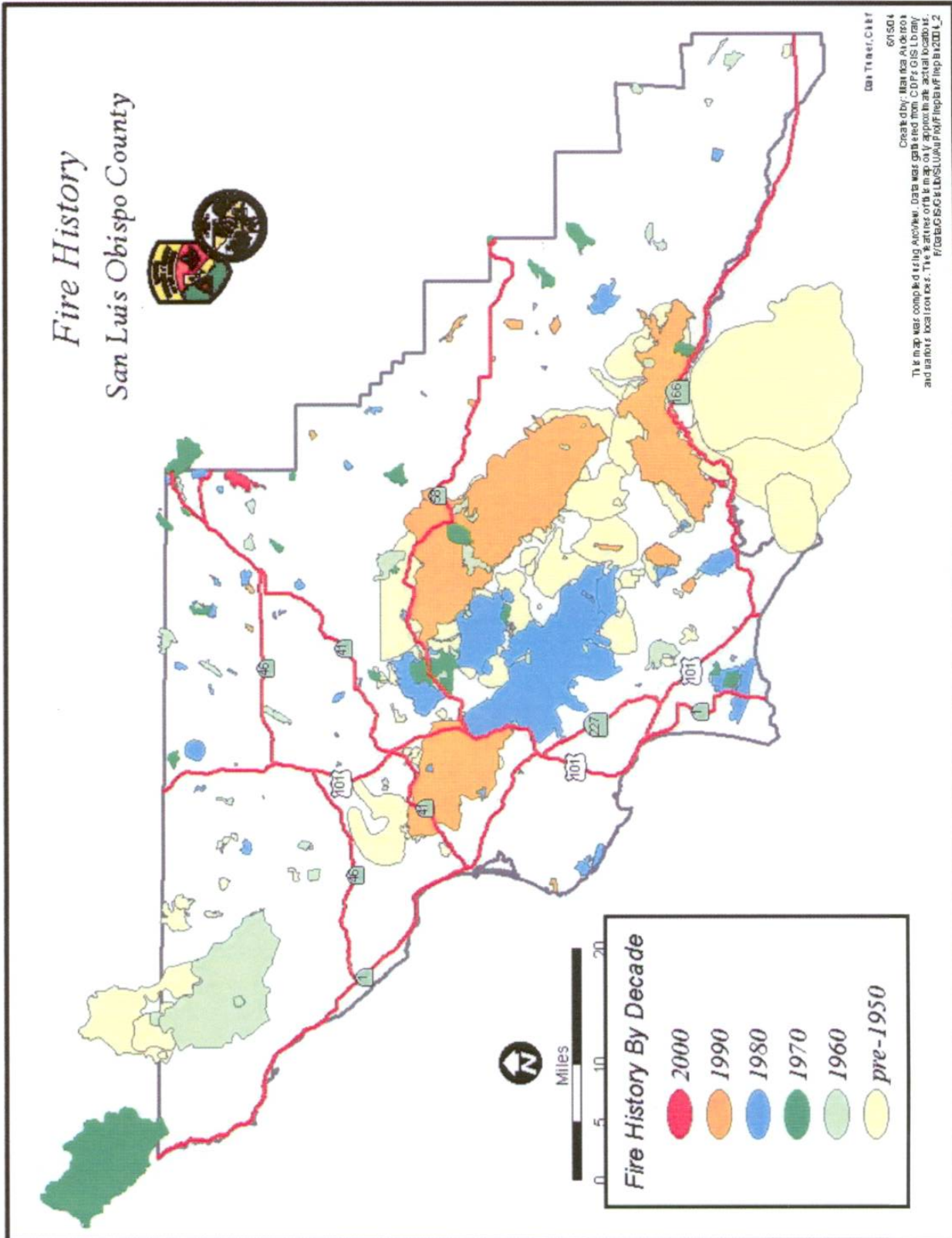


# Multi-Jurisdictional Hazard Mitigation Plan for Cambria Community Services and Cambria Community Healthcare Districts



SLO County Fire Hazard Severity Zones

# Multi-Jurisdictional Hazard Mitigation Plan for Cambria Community Services and Cambria Community Healthcare Districts



SLO County Fire History Map

## Multi-Jurisdictional Hazard Mitigation Plan for Cambria Community Services and Cambria Community Healthcare Districts

---

### ➤ Hazard: Tsunami

<b>Severity: Medium</b>	<b>Probability: Low</b>
-------------------------	-------------------------

#### **Hazard Definition**

A tsunami is a wave, or a series of waves, caused by a displacement of the ocean floor, usually by movement along a fault. In deep ocean water, tsunamis may travel as fast as 600 miles per hour. As they approach the shore, waves may increase in size and can cause extensive damage to coastal structures.

Withdrawal of the sea may be a precursor to the arrival of the first wave. After the first wave appears, waves may continue to arrive at intervals for several hours. Intervals between successive waves may be similar. If the second wave appears 20 minutes after the first, it is likely that a third wave (if there is one) would arrive 20 minutes after the second. The first wave may not be the biggest. Yet the largest wave usually occurs within the first ten waves. The height the sea level rises above mean high tide line is referred to as runup.

The Davidson Seamount is located approximately 70 miles NW of Cambria, 4, 101 feet beneath the Pacific Ocean's surface. This mount rises 7,480 feet up from the ocean floor and is 23 miles long and 7 miles wide. A sub-surface landslide on this or any other nearby undersea feature would not allow adequate time to notify/warn Cambria or other area residents to evacuate. An undersea landslide here could be devastating to Cambria and the North Coast area.

#### **History**

Tsunamis have done great damage to communities located on the California Coast. A tsunami in 1964, following an earthquake in Alaska, killed 12 people in Crescent City and damaged piers and boats in Morro Bay as the bay emptied and filled every 15 minutes for over an hour.

On March 11, 2011, a great quake (9.0) struck northern Japan. Nearly 12 hours later, approximately \$500,000 in damage was recorded to piers and docks in Morro Bay as a result of a tsunami from this earthquake. At the Center of Coastal Marine Science in Morro Bay (near the back of the bay), an oceanographer recorded a 6 foot surge, while fishermen and Coast Guard personnel estimated an 8-9 foot surge at the Coast Guard pier near the entrance to the harbor.



## Multi-Jurisdictional Hazard Mitigation Plan for Cambria Community Services and Cambria Community Healthcare Districts

---

### Tsunami History San Luis Obispo County

Location (Damage)	Incident Date	Intensity	Initial Description
Morro Bay	1868	Unknown	Unknown
Cayucos	4/16/1877	Height: 3.6 meters	California
Morro Bay	1878	Unknown	Unknown - Reportedly overtopped the sand spit in low areas
Pismo Beach	1927	Height: 1.8 meters	California
Avila Beach	4/1/1946	Height: 1.3 meters Source magnitude: 7.3 Ms	Tsunami source location: Alaska Source event: E. Aleutian Islands Travel time: 5 hours 36 minutes
Morro Bay	4/1/1946	Height: 1.5 meters Source magnitude: 7.3 Ms	Tsunami source location: Alaska Source event: E. Aleutian Islands Travel time: 5 hours 36 minutes
Avila Beach	11/4/1952	Height: 1.4 meters Source magnitude: 8.2 Ms, 9 Mw	Tsunami source location: Russia Source event: Kamchatka Travel time: 8 hours 36 minutes
Pismo Beach	5/22/1960	Height: 1.4 meters Source Magnitude: 9.5 Mw	Tsunami source location: Chile Source event: Central Chile
Avila Beach and Morro Bay	3/28/1964	Height: 1.6 meters Source magnitude: 9.2 Mw	Tsunami source location: Alaska Source event: Gulf of Alaska. Travel time: 5 hours 10 minutes
Morro Bay	3/11/2011	Height: 2.4 Meters Source magnitude: 9.0 Mw	Tsunami source location: Japan Source event: Tōhoku earthquake Travel time: 10 hours 32 minutes

## **Multi-Jurisdictional Hazard Mitigation Plan for Cambria Community Services and Cambria Community Healthcare Districts**

---

### **Hazard Potential**

As noted in the above table, the historic record shows that significant tsunamis typically have been generated from distant earthquake sources. It has been estimated that the 100 and 500 year tsunami runups in the study area are based on far-field source generation locations (such as the Aleutian or Chile-Peru Trenches). Estimated tsunami runup along the Cayucos/Morro Bay/Cambria coastline is approximately 9.5 feet to 24.2 feet for the 100 year and 500 year events, respectively. Those runups were calculated using astronomical high tides, and compare well with recorded tsunamis that have occurred in other locations along the California Coast. However, the worst case scenario would be if a tsunami occurred during a meteorological high tide (storm surge), which would add an estimated 14.5 feet (4.5 meters) to the runup values calculated. In this worst case scenario, the estimated tsunami runup for the 100 year and 500 year would be approximately elevation 24 and 39 feet above mean sea level, respectively. The primary effects of a tsunami can be widespread destruction and damage to coastal structures, roads, communications facilities and other infrastructure.

### **Plans and Programs**

A detailed Tsunami Response Plan for San Luis Obispo County is in place. The Plan uses as its basis all those coastal communities, recreation and developed areas with an elevation of 50 feet above mean sea level.

The West Coast/Alaska Tsunami Warning Center in Palmer, Alaska is responsible for issuing tsunami information for California, Oregon, Washington, and British Columbia. Tsunami generating incidents around the Pacific can be detected, pinpointed and magnitude computed in from 2 to 12 minutes depending upon the distance from the warning center. Depending on the incident magnitude a “Watch” “Advisory” or “Warning” will be transmitted to the Governor’s Office of Emergency Services and then distributed through the County’s Emergency Alerting System.

## **Multi-Jurisdictional Hazard Mitigation Plan for Cambria Community Services and Cambria Community Healthcare Districts**

---

### **Risk Assessment**

In general, much of the SLO County coast is protected by wide beaches, coastal dune, or sea cliffs that provide protection for coastal developments. Areas in the county most vulnerable to the tsunami hazard are well delineated in the County's Tsunami plan. Within the study area, the vulnerable locations include the following:

- Moonstone Beach, Shamel Park, Windsor Blvd, Park Hill and The West Ranch from the coastal terrace trail to the ocean
- Main Street from Highway 1 to Santa Rosa Creek Road
- Santa Rosa Creek Road to Coast Union High School
- Burton Drive and all side streets between Main Street to and including Village Lane
- The marine terrace between Marlborough and the ocean to Ardat

If the gradient is shallow, tsunami waves can travel upstream into river channels and creek beds causing flooding, as is the case with Santa Rosa Creek.

Damage to coastal structures would likely increase if the tsunami event were to coincide with a high tide, storm related waves, or large winter storm runoff. The Windsor Boulevard bridge over Santa Rosa Creek, just west of Moonstone Beach Drive would be in the direct wave pathway and would likely be severely damaged or destroyed by these waves. The adjacent residential neighborhoods would become isolated. The CCSD Wastewater Treatment Plant would be severely damaged or destroyed reducing or eliminating Cambria's WWTP ability to process wastewater.

*A San Luis Obispo County Tsunami Hazard inundation map is found at the end of this section.*

## Multi-Jurisdictional Hazard Mitigation Plan for Cambria Community Services and Cambria Community Healthcare Districts

---



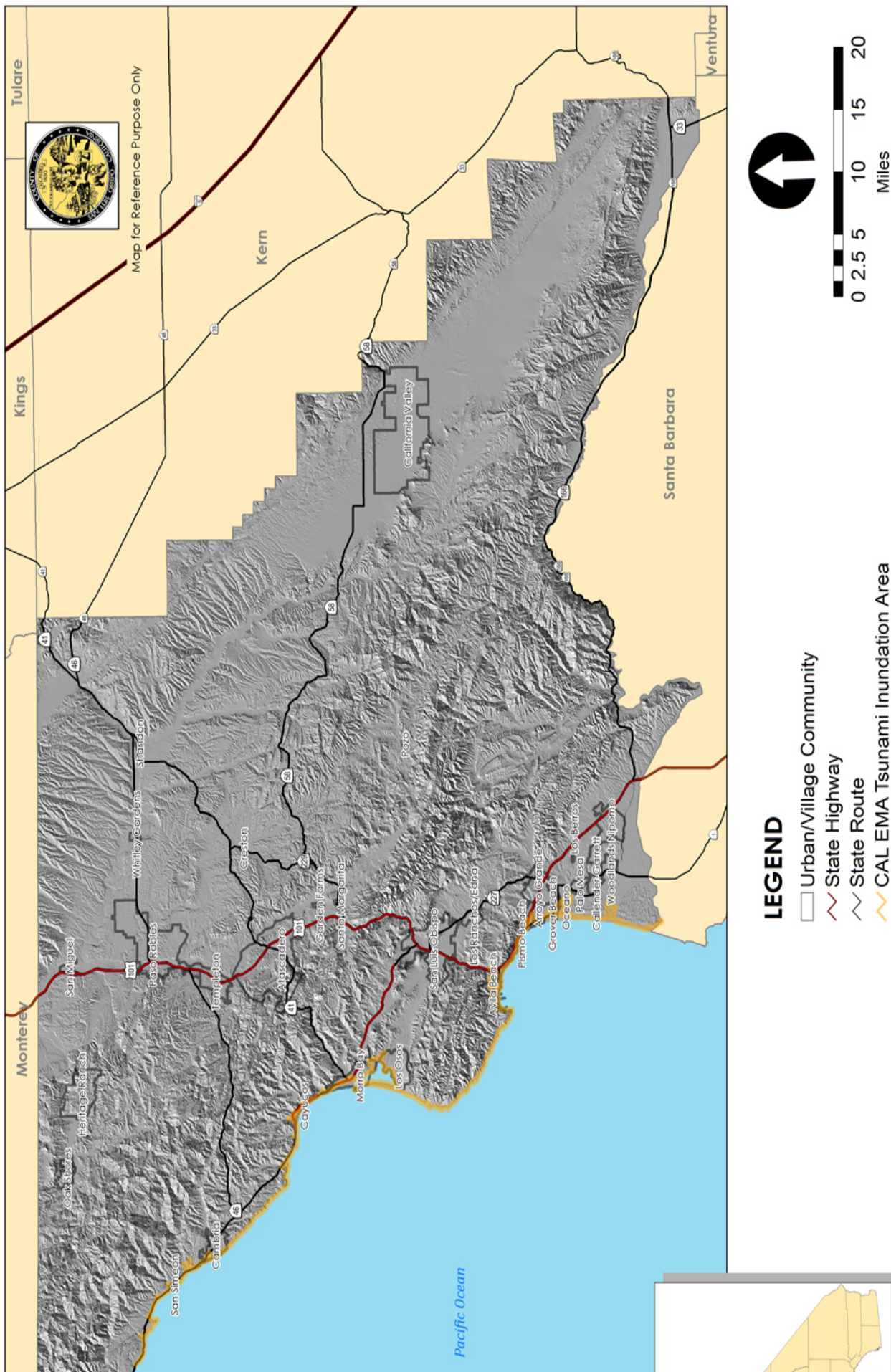
**Residential Structures in  
Tsunami Risk Area**

### **Risk Assessment Conclusion**

Historically, the study area has had minimal threat from tsunami activity. Thus, the probability of this hazard event is deemed **LOW**. The combination of an accurate tsunami warning system, which will provide time for evacuations, and the limited exposed area justifies a **MEDIUM** severity rating for the Cambria Community Services District. Based on the fact that the Healthcare District does not have any critical infrastructure located on the coast, the severity rating for the Healthcare District is considered **LOW**.



# Multi-Jurisdictional Hazard Mitigation Plan for Cambria Community Services and Cambria Community Healthcare Districts



San Luis Obispo County Tsunami Hazard Inundation Map

## Multi-Jurisdictional Hazard Mitigation Plan for Cambria Community Services and Cambria Community Healthcare Districts

---

### D. Jurisdiction Specific Hazard Ranking

Given the past history, the current conditions, and the overall life and property threat to the Districts, the Hazard Planning Group has deemed the probability and severity of each hazard as follows:

<b>Cambria CSD</b>	<b>Earthquake</b>	<b>Wildland Fire</b>	<b>Extreme Weather</b>	<b>Flood</b>	<b>Landslides</b>	<b>Tsunami</b>
Probability	H	H	H	H	M	L
Severity	H	VH	M	M	M	M

L = Low, M= Medium, H = High, VH= Very High

<b>Cambria CHD</b>	<b>Earthquake</b>	<b>Wildland Fire</b>	<b>Extreme Weather</b>	<b>Flood</b>	<b>Landslides</b>	<b>Tsunami</b>
Probability	H	H	H	H	M	L
Severity	H	VH	M	M	M	L

L = Low, M= Medium, H = High, VH= Very High

## **Multi-Jurisdictional Hazard Mitigation Plan for Cambria Community Services and Cambria Community Healthcare Districts**

---

### **VII. VULNERABILITY ASSESSMENT**

#### **A. Overview**

The vulnerability assessment is a summary of the hazard's impact to the community's vulnerable structures. Community assets and development trends will be identified and assessed with respect to the developed hazard profiles to ascertain the potential amount of damage that could ensue from each identified hazard. This section will include: 1) A description of the critical buildings and infrastructure within the study areas including future building and land use decisions. 2) A general description of the extent of each hazard's impacts to these vulnerable structures, 3) An estimate of the potential dollar losses to vulnerable structures.

It is important to note that as described in the Community Profile sections above, the community of Cambria covers just 8.5 square miles which is centrally located in the much larger 810 square mile Healthcare District. The Hazard Risk Assessments for the two Districts are the same. It should be noted however that the tsunami severity rating for the two districts is different. The Healthcare District's critical infrastructure has no exposure to a Tsunami event while the exposure of the CCSD is considerable resulting in a Medium rating. The cascading impacts of a tsunami event could have an impact on the ability of the Healthcare Districts ability to deliver Emergency Medical Service resulting in a LOW severity rating.



## Multi-Jurisdictional Hazard Mitigation Plan for Cambria Community Services and Cambria Community Healthcare Districts

---

### B. DMA 2000 Requirements

<b>DMA Requirement §201.6(c)(2)(ii):</b>	The risk assessment shall include a description of the jurisdiction's vulnerability to the hazards described in paragraph (c)(2)(i) of this section. This description shall include an overall summary of each hazard and its impact on the community.
<b>DMA Requirement §201.6(c)(2)(ii)(A):</b>	The plan should describe vulnerability in terms of the types and numbers of existing and future buildings, infrastructure, and critical facilities located in the identified hazard areas.
<b>DMA Requirement §201.6(c)(2)(ii)(B): (c)(2)(i)(A)</b>	The plan should describe vulnerability in terms of an estimate of the potential dollar losses to vulnerable structures identified in paragraph of this section and a description of the methodology used for estimating.
<b>DMA Requirement §201.6(c)(2)(ii)(C): (c)(2)(i)(A)</b>	The plan should describe vulnerability in terms of providing a general description of land uses and development trends within the community so that future mitigation options can be considered in future land decisions.
<b>DMA Requirement §201.6(c)(2)(iii):</b>	For multi-jurisdictional plans, the risk assessment must assess each jurisdiction's risks where they vary from the risks facing the entire planning area.

### C. Critical Facilities and Infrastructure

Critical facilities and infrastructure are those systems within each community whose incapacity or destruction would have a debilitating effect on the community's ability to recover subsequent to a major disaster. The following critical facility and infrastructure are categorized as follows:

1. **Emergency Services** for the health and welfare of the whole population (e.g., hospitals, police, fire stations, ambulance stations, emergency operations centers, evacuation shelters, schools).
2. **Lifeline Utility Systems** such as potable water, wastewater, oil, natural gas, electric power and communications systems.
3. **Transportation Systems** including railways, highways, waterways, airways and community streets to enable effective movement of services, goods and people.
4. **High Potential Loss Facilities** such as power plants, dams and levees.

## Multi-Jurisdictional Hazard Mitigation Plan for Cambria Community Services and Cambria Community Healthcare Districts

---

### D. Jurisdictional Assets at Risk to Applicable Hazards

#### CAMBRIA COMMUNITY SERVICES DISTRICT ASSETS AT RISK

Critical Facilities and Infrastructure CCSD	Address/Location	Value: Building/Content	Wildfire	Flood	Earthquake	Landslides	Extreme Weather	Tsunami
Wastewater Treatment Plant	5500 Heath Lane (Well)	\$181,700/ \$1,003,000		X	X		X	X
Wastewater Lift Station B4	1551 Green Street	\$350,000			X		X	
New Blower Building Structure	5500 Heath Lane	\$530,000/ \$20,000		X	X		X	X
Switchgear, Conduits, Wires, and Cables	5500 Heath Lane	\$20,000		X	X		X	X
Pine Knolls Water Tank	988 Manor Way	\$20,000/ \$15,000	X		X		X	
Vehicle Storage/Office Building	5500 Heath Lane	\$225,000/ \$150,000	X	X	X		X	X
Wastewater Lift Station 8	1090 Hillcrest Drive	\$150,000			X		X	
Old Ranch House	San Simeon Creek Road	\$250,000/ \$25,000	X		X		X	
Maintenance Storage Shop	5500 Heath Lane	\$30,000/ \$50,000		X	X		X	X
Booster Station	Charing Lane	\$50,000	X		X		X	
Fire Sub Station	6500 Heath Lane	\$100,000/ \$50,000		X	X		X	X
Wastewater Lift Station B1	2282 Burton Drive	\$300,000			X		X	
Fire Station	2850 Burton Drive	\$1,678,053/ \$250,000			X		X	

## Multi-Jurisdictional Hazard Mitigation Plan for Cambria Community Services and Cambria Community Healthcare Districts

Wastewater Lift Station Street A	5101 Nottingham Drive	\$30,000			X		X	X
Pump House and Generator	Cambria Pines Road	\$150,000/ \$250,000	X		X		X	
Veterans Memorial Building	1000 Main Street	\$740,000/ \$100,000		X	X		X	
Wastewater Lift Station 4	212 DeVault Place	\$150,000			X		X	X
Yard and Shop	Old Rodeo Grounds Road	\$200,000/ \$150,000		X	X		X	X
Pump House ss1-2-3	San Simeon Creek Road	\$230,000/ \$100,000	X		X		X	
Wastewater Lift Station B	4849 Cabrillo Highway	\$300,000/ \$100,000			X		X	
NPW Pumps and Flow Equalizer Vault and Meter	5500 Heath Lane	\$62,000		X	X		X	X
Wastewater Lift Station 9	6789 Moonstone Beach Boulevard	\$150,000			X		X	X
Wastewater Lift Station B2	3200 Eton Drive	\$300,000			X		X	
Secondary Clarifier Handrails	5500 Heath Lane	\$80,000		X	X		X	X
Wastewater Lift Station 3	2222 Green Street	\$350,000			X		X	
Standby Generator House	San Simeon Creek Road	\$50,000/ \$150,000	X		X		X	
District Office	1316 Tamson Drive	0/ \$320,000			X		X	
Well and Filter-SR 4	Santa Rosa Creek Road	\$200,000/ \$500,000		X	X		X	
3 Blowers	5500 Heath Lane	\$125,000			X		X	X
Water Yard Booster Pump Station	2031 Rodeo Ground Road	\$150,000/ \$100,000			X		X	

## Multi-Jurisdictional Hazard Mitigation Plan for Cambria Community Services and Cambria Community Healthcare Districts

BioSolids/ Screwpress	5500 Heath Lane	\$1,000,000		X	X		X	X
Pump House	Stuart Street	\$80,000/ \$50,000	X		X		X	
Stuart Street Tank Site, radio bldg., and generator	1968 Richard	\$150,000/ \$100,000	X		X		X	
Wastewater Lift Station A1	190 Harvey Street	\$150,000			X		X	
Fiscalini Water Tank	1000 Ellis Avenue	\$300,000	X		X		X	
Leimert Tank	Cambria Pines Road	\$300,000	X		X		X	
Sustainable Water Facility	990 San Simeon Creek Road	\$7,366,742	X	X	X		X	
<b>Total Values</b>		<b>\$18,798,795 /\$3,483,000</b>						

### CAMBRIA COMMUNITY HEALTHCARE DISTRICT ASSETS AT RISK

	Address/Location	Value: Building/ Content	Wildfire	Flood	Earthquake	Landslides	Extreme Weather	Tsunami
Health Clinic Offices	2511 and 2515 Main Street, Cambria	\$670,136	X	X	X	X	X	
Administrative Office	1241 Knollwood Circle Suite 202, Cambria	Rental/ \$50,000			X	X	X	
Ambulance headquarters and ambulance station	2535 Main Street, Cambria	\$129,853/ \$250,000	X	X	X	X	X	
<b>Total Values</b>		<b>\$894,989/ \$300,000</b>						

## **Multi-Jurisdictional Hazard Mitigation Plan for Cambria Community Services and Cambria Community Healthcare Districts**

---

### **E. Methodology Used**

To determine the number of critical structures and infrastructure at risk, a combination of field surveys, aerial photos and flood maps, and Google Earth software was used. The methodology used in preparing the Vulnerability Estimate consisted of determining the value of critical buildings and facilities from insurance property schedules. Critical infrastructure values were established by using actual replacement costs which were determined by recent comparable replacement projects.

### **F. Loss Estimations**

Dollar losses to buildings and infrastructure vary depending upon the natural hazard occurring and the severity of the hazard. In general, earthquakes can extensively damage a wide area therefore critical structure and infrastructure losses should be estimated at a 100% value. Destruction from flooding takes place in specific areas and the damage is historically much less severe than that of an earthquake. Thus, the estimated loss as a result of flooding should be calculated at the 40% level. Damage resulting from Wildfires should be calculated at 25% of structural value. The vast majority of the community is at risk for wildfire. Extreme weather could impact any portion of the jurisdiction. Historical data indicates that these events are extremely localized and a 10% loss should be anticipated.

### **G. Development Trend Analysis**

Building development within the Community Services District is overseen by San Luis Obispo County and the State Coastal Commission. Building size and height are regulated, and modified to specific district areas. The community is currently 45 percent developed. Water is one of the most important limiting factors to growth in Cambria. As a result of the building restrictions established in 1999, growth is severely restricted. The wait for a building permit for new construction is estimated at 20 years and is dependent upon the development of new water sources.

The CCSD has developed an innovative Buildout Reduction Plan (BRP) to ensure Cambria's small-town character, natural resources, and quality of life remains intact. The BRP's primary goals are to conserve water, minimize infrastructure impacts, and preserve the town's dwindling forests and open space. The BRP also satisfies the California Environmental Quality Act's requirement to mitigate any growth-inducing impacts of the Water Master Plan. The BRP seeks to retire or merge building sites that exceed the approved maximum 4,650 water connections. This includes multi-family connections and lots. It does not include commercial connections, which are limited to 20% of the residential water allocation in a given year. Unlike the CCSD, the Healthcare District has no authority or responsibility in the planning or construction of new buildings or infrastructure.

## **Multi-Jurisdictional Hazard Mitigation Plan for Cambria Community Services and Cambria Community Healthcare Districts**

---

### **VIII. CAPABILITY ASSESSMENT**

#### **A. Overview**

An important component of the Mitigation Strategy is an understanding of the resources available to each of the districts in order to mitigate the effects of each of the identified hazards. The Capability Assessment begins with a review of legal and regulatory capabilities, including ordinances, codes, and plans needed to address hazard mitigation activities. This Assessment also describes the administrative and technical capability available to each jurisdiction. The third component of the assessment is the District's fiscal capability to ensure the availability of financial resources to implement proposed mitigation strategies. The final part of the Capability Assessment is a review of the physical assets available to respond to the emergency needs of the community.

The following resources are available to the jurisdiction in order to mitigate the effects of the identified hazards:

#### **B. Legal and Regulatory**

Both the Districts and San Luis Obispo County (SLO) have in place the applicable Building Codes, Zoning Ordinances, Subdivision Regulations, and other regulatory development guides to provide specific support to hazard mitigation activities within the District as described below. Additionally, the General Plan, Multi-hazard Emergency Response Plans, and Post-Disaster Recovery Plans provide additional authority and are developed and maintained by the County.

- **General Police Power**-The general police power of both the County and the District is typically enacted and enforced with ordinances, which define, prohibit, regulate or abate acts, omissions, or conditions detrimental to the health, safety, and welfare of the people, and to define and abate nuisances, including public health nuisances.

Since hazard mitigation can be included under the police power as protection of public health, safety and welfare, district, towns, cities and counties may include requirements for hazard mitigation in local ordinances. Local governments may also use their ordinance making power to abate "nuisances," which could include any activity or condition making people or property more vulnerable to a hazard.

- **California Building Code**-Building Codes and Inspection Construction within the jurisdiction must meet the standards of the California Building Code. The area's Building and Planning Department reviews propose subdivisions and building plans, and conducts site inspections to ensure applicable codes are followed. Additionally, the District Fire Department reviews propose projects for enforcement of the California Fire Code.



## **Multi-Jurisdictional Hazard Mitigation Plan for Cambria Community Services and Cambria Community Healthcare Districts**

---

- **Land Use Regulations** Land use regulatory powers include planning, enacting and enforcing zoning ordinances, floodplain ordinances, and land division controls. Local government can control the amount, timing, density, quality and location of new development in order to reduce a community's vulnerability to naturally occurring hazards. In conclusion, unsafe development in hazard prone areas can be prevented through local planning, zoning and development review by the County Planning and Building Department.
- **Acquisition/Eminent Domain** California legislation empowers cities, towns and counties to acquire property for public purpose by gift, grant, devise, bequest, exchange, purchase, lease or eminent domain. San Luis Obispo County can and has used acquisition as a tool for pursuing local mitigation goals. This reduces or eliminates the possibility of unsafe development occurring.
- **Taxation-** California law gives local government the power to levy taxes and special assessments. The power of taxation extends beyond merely the collection of revenue, and can have a profound impact on the pattern of development in the community. Communities in some states have the power to set preferential tax rates for areas which are more suitable for development in order to discourage development in otherwise hazardous areas. California does not allow cities or counties to increase tax rates beyond the base rate, except with voter approval. A community can pursue voter approval of a bond or similar mechanism to increase the property tax to be used for a specific purpose.
- **Spending/Budget** - Local governments have the power to make expenditures in the public interest. Hazard mitigation principles can be made a routine part of all spending decisions made by the local government, including the adoption of budgets and a Capital Improvement Plan (CIP).
- **County's Hazardous Waste Management Plan (HWMP)** ensures compliance with hazardous materials regulations

### **C. Administrative and Technical**

Both the CCSD and the CCHD have experienced and competent administrative and technical staff in place to expedite the mitigation actions identified in their areas of responsibility. Additionally, SLO County staff possesses technical expertise in the areas of planning, engineering, floodplain management, and geographic information systems (GIS) to support this Plan. Additionally, technical and administrative resources are available to assist the both the County and District staff in implementing the hazard mitigation goals.

## **Multi-Jurisdictional Hazard Mitigation Plan for Cambria Community Services and Cambria Community Healthcare Districts**

---

### **D. Financial**

In order to achieve the goals and objectives of the Mitigation Strategy, one or more of the following funding sources could be utilized: federal and state entitlements and grants, general fund, sales and property taxes, infrastructure user fees, impact fees, and new development impact fees. The Districts and the County have the necessary budgetary tools and practices in place to facilitate handling appropriate funds. However, with the imminent 2025 closure of the Diablo Canyon Power Plant (an electricity generating nuclear power plant), a legitimate concern exists over the loss of future grant funding to County OES.

### **E. Political Will of the Community**

Area residents are very knowledgeable about the extreme wild fire hazard potential impacts as the iconic Monterey Pines the community is famous for die off. Long term residents and many of the CCSD staff vividly recall the flooding events of 1995 and 2005. Work by the Fire Safe Focus Group has increased the familiarity with the concept of hazard mitigation as the recent fuel reduction projects have been well publicized. For these reason, the community fully supports hazard mitigation strategies and is open to implementing changes that will make their community and its residents safer.

### **F. Physical Assets**

The study area has little first responder support due to its isolate location. North of the CCSD boundaries, there are no emergency first responders to provide aid except for the CAL FIRE station, staffed with one Engine, located in northern Cambria. Emergency, mutual aid, first responders from the East would come from Paso Robles and Templeton a 40+ minute response which could be interrupted by damage to Hwy. 46 West. Emergency first responders from the South would come from Cayucos, Morro Bay, and Los Osos and be 20+ minutes away. These are all small communities and may well be overwhelmed with their own local emergencies.

Ambulance resources in the County of San Luis Obispo are stretched thin, and may be unable to provide timely EMS transport response to Cambria due to local emergencies. The current CCHD Ambulance station is not located close to where the highest call volume occurs. The station is old, outdated, and located in a drainage flood and fire prone area, and has a history of being susceptible to mudslides.

### **Fire Departments**

Fire prevention and suppression services are provided by the Cambria Fire Department (CBR) and the California Department of Forestry and Fire Protection (CAL FIRE). These Fire Departments provide fire suppression, emergency medical care, hazardous materials emergency intervention and control, water rescue, entrapment extrication, fire safety inspections of businesses, vacant lots

## **Multi-Jurisdictional Hazard Mitigation Plan for Cambria Community Services and Cambria Community Healthcare Districts**

---

and wildland areas, public fire safety education, fire investigation, and disaster management and planning. The Cambria Fire Department sponsors a robust Community Emergency Response Team (CERT) which is support by both CAL FIRE and the Healthcare District.

Readily available physical resources include the following:

### **Department Vehicles**

- 2 Type 1 Engines
- 1 Type 3 Water Tender
- 1 Command Vehicles
- 2 Utility Pick-ups
- 2 Rescue Boats
- 3 CERT Trailers

### **Water and Wastewater Vehicles**

A full service water and waste water systems are in place. The mission of the Cambria Water Department is to provide high-quality water to the citizens of Cambria in a safe, environmentally sensitive and economical manner.

- 1 Vactor/Pump Unit
- 1 Dump Truck
- 9 Pickup Trucks
- 1 Step Van

### **Cambria Community Healthcare District Vehicles**

- 2002 Ford Ambulance
- 2008 Sprinter Ambulance
- 2008 Sprinter Ambulance

## **Multi-Jurisdictional Hazard Mitigation Plan for Cambria Community Services and Cambria Community Healthcare Districts**

---

- 2016 GMC Modular Ambulance
- 1999 Ford Expedition Command Vehicle

### **Law Enforcement - SLO County Sheriff's Department**

The District does not provide law enforcement services; it is provide by the County. The Sheriff's Department has the capability to provide the necessary resources to assist the District in attaining mitigation goals.

### **Emergency Medical Services Transport**

The District does provide Advanced Life Support, (Paramedic) level service delivered from first responding engine company personnel, however Paramedic Ambulance transportation is provided by the CCHD.

### **Automatic and Mutual Aid Agreements**

The Cambria Community Service District Fire Department has an automatic aid agreement with CAL FIRE/SLO County Fire which staffs a year round station located at 6126 Coventry Lane within the District. The station is equipped with 2 fire engines and a rescue squad. The department also is a participant in the SLO County Mutual Aid Program.

The Healthcare District has an Automatic Aid Agreement with Monterey County, providing service into the south coastal zone of Monterey County along Highway 1 up to the community of Pacific Valley. The District is also a participant in the County of San Luis Obispo Medical Mutual Aid System. Ambulance crews will provide move up and coverage county-wide when other units in the County are busy. In return, non-agency ambulance units will provide coverage within the district boundaries as needed.

## Multi-Jurisdictional Hazard Mitigation Plan for Cambria Community Services and Cambria Community Healthcare Districts

---

### IX. MITIGATION STRATEGY

#### A. DMA 2000 Requirements

<b>DMA Requirement §201.6(c)(3)(i):</b>	The hazard mitigation strategy shall include a description of mitigation goals to reduce or avoid long-term vulnerabilities to the identified hazards.
<b>DMA Requirement §201.6(c)(3)(ii):</b>	The mitigation strategy shall include a section that identifies and analyzes a comprehensive range of specific mitigation actions and projects being considered to reduce the effects of each hazard, with particular emphasis on new and existing buildings and infrastructure.

#### B. Goals, Objectives and Mitigation Actions for Cambria Community Services District

<b>Goal 1</b>	<b>Promote understanding and support for hazard mitigation by key stakeholders and the public within the Community of Cambria.</b>
Objective 1	Educate key stakeholders and the public to increase awareness of hazards and opportunities for mitigating hazards.
Mitigation Action 1.A	Through newsletters, advertisements, speaking engagements and other public contacts, continue to educate the general public and key stakeholders on the issues, responsibilities, and current efforts and successes in the area of disaster preparedness as they impact the community.
Mitigation Action 1.B	Utilize the District, the Cambria CERT Team and the Cambria Fire Safe focus group social media venues to inform the public of hazard mitigation efforts, disaster preparedness messages, and emergency situation information.
<b>Goal 2</b>	<b>Ensure that future development is protected from natural disasters.</b>
Objective 2	Limit new development in hazardous areas. As permissible, link the CSD Buildout Reduction Program to eliminate potentially threatened building sites. Build to standards that will prevent or reduce damage from naturally occurring events.
Mitigation Action 2.A	Educate the planning staff, administrative staff and elected officials on the importance of keeping current on trends and developments in disaster preparedness.

## Multi-Jurisdictional Hazard Mitigation Plan for Cambria Community Services and Cambria Community Healthcare Districts

Mitigation Action 2.B	Encourage planning and administrative staffs to attend seminars and lectures on naturally occurring hazards so that they may better assist the governing bodies as they process future development.
Mitigation Action 2.C	In order to better protect life and property, continue to develop a more accurate and comprehensive series of maps and data sets that pertain to the District's earthquake, wildfire, tsunami and flood threats.
<b>Goal 3</b>	<b>Build and support local capacity and commitment to minimize the District's vulnerability to potential naturally occurring hazards.</b>
Objective 3.1	Improve existing capabilities of the CCSD staff to manage emergency situations.
Objective 3.2	Enhance the safety of CCSD residents and staff.
Objective 3.3	Improve the Districts communication systems so that in the event of a major emergency it will continue to operate effectively (redundancy and standby power).
Objective 3.4	Support the ARES/RACES communication system in the District Emergency Operations Center.
Objective 3.5	Maintain current fire department staffing levels as afforded by the SAFER grant currently in place.
Mitigation Action 3.1A	Develop a Continuity of Operations Plan (COOP) for the District and train all essential staff on their roles and responsibilities as delineated in the Plan.
Mitigation Action 3.1B	Update the existing District Operations Plans and supporting documents to ensure coordination with the County DOC/Emergency Plans and SOP's.
Mitigation Action 3.1C	Train all District department managers and key staff members on their roles and responsibilities in emergency management and the District DOC as outlined in independent study courses FEMA/National Incident Management System - ICS 100, 700, and 800.
Mitigation Action 3.1D	Continue to train all District first responders to the FEMA/National Incident Management System ICS 100, 200, 300, 700, and 800 levels.
Mitigation Action 3.1E	Develop an SOP, specific to each department, for guidance on response and coordination to major emergency events.



## Multi-Jurisdictional Hazard Mitigation Plan for Cambria Community Services and Cambria Community Healthcare Districts

---

Mitigation Action 3.1F	Working with SLO County OES, increase participation by District staff members in disaster drills put on by the County.
Mitigation Action 3.1G	Review the current configuration of the District DOC at the fire station and make improvements as needed.
Mitigation Action 3.1H	Study ways to improve the existing automatic aid and mutual aid agreements with CAL FIRE and neighboring first responders.
Mitigation Action 3.2A	Continue to Support the development of the Community Emergency Response Team (CERT). Through newsletters, advertisements, speaking engagements and other public contacts, encourage the general public to take the basic CERT training.
Mitigation Action 3.2B	Train CERT team members in a Fire Watch program when a Red Flag warning is issued by the National Weather Service.
Mitigation Action 3.2C	In order to ensure that employees are available to assist during a major emergency, have all CCSD departments adopt a Family Support Plan. (Note: A model plan is available through SLO County OES.)
Mitigation Action 3.2D	Support the efforts of the CCSD utilities division to better protect public health by initiating a Watershed Survey.
Mitigation Action 3.2E	Increase the water storage of the District to ensure service for both fire protection and domestic consumption.
Mitigation Action 3.2F	Improve the “purple pipe” recycled water system along Moonstone Drive so that it may be utilized for fire protection.
Mitigation Action 3.2G	Make improvements to wastewater collection systems by replacing or relining collection pipes so as to reduce sewer overflows and limit inflow and infiltration subsequently reducing the public health threat.
Mitigation Action 3.3A	Develop a Master Plan for the District’s communications systems.
Mitigation Action 3.3B	Update the District’s radio system as outlined in the Communications Master Plan.

## Multi-Jurisdictional Hazard Mitigation Plan for Cambria Community Services and Cambria Community Healthcare Districts

Mitigation Action 3.4A	Obtain and install another radio repeater, purchase additional radios support materials, and provide a standby power source, for the amateur radio group (ARES/RACES) to facilitate communications throughout the District.
Mitigation Action 3.5A	Study and pursue funding sources to staff the fire department to a level of 4 firefighters 24 hrs. X 365 days.
Mitigation Action 3.5B	Promote firefighter training and involvement in the California Mutual Aid System as single resources. (Note: Potential funding source for fire department staffing.)
<b>Goal 4</b>	<b>Minimize the level of damage and losses to people, existing and future critical facilities and infrastructure due to flooding.</b>
Objective 4.1	Enhance the ability of community assets, particularly critical facilities, located in the 100-year floodplain to handle existing and projected flood levels.
Mitigation Action 4.1A	Maintain compliance with the National Flood Insurance Program (NFIP) requirements.
Mitigation Action 4.1B	Through Development Review process, restrict construction of essential service facilities in the 100-year flood plain.
Mitigation Action 4.1C	Continue to work cooperatively with the county, state, and federal flood related agencies for funding improvements through grant and agency programs
Mitigation Action 4.1D	Improve the drainage through the West Village through a combination of vegetation management and storm drain improvements along Highway 1 - east side.
Mitigation Action 4.1E	Automate the large flood pump at the north end of the West Village.
Mitigation Action 4.1F	Improve the storm drain collector behind the Shell gas station at north end of the West Village so that it no longer clogs/overflows.
Mitigation Action 4.1G	Continue water rescue training for all first responders.
Mitigation Action 4.1H	Write a grant to fund the purchase of a Personal Water Craft with rescue sled and related safety equipment and subsequently train first responders in its use.

## Multi-Jurisdictional Hazard Mitigation Plan for Cambria Community Services and Cambria Community Healthcare Districts

Mitigation Action 4.1I	Purchase an inflatable rescue boat with motor to replace an existing unit that has reached the end of its recommended service life.
<b>Goal 5</b>	<b>Minimize the level of damage and losses to people, existing and future critical facilities and infrastructure due to wildland fires.</b>
Objective 5.1	Continue the comprehensive approach to reducing the level of damage and losses due to wildland fires through vegetation management, code enforcement, GIS mapping, and planning processes.
Objective 5.2	Enhance the ability of CCSD administration and first responders to manage the impacts of a significant wildfire.
Objective 5.3	Improve forest health in order to minimize the impact of wildland fire.
Mitigation Action 5.1A	Prevent wildfires through code enforcement efforts by working with Engine Company Captains to increase the education and enforcement of California Health and Safety Code Section 14875 and International Property Maintenance Code Section 302, in collaboration with the CAL FIRE enforcement of Public Resource Code 4291.
Mitigation Action 5.1B	In order to assist fire prevention efforts and to better manage large fires when they occur, continue to improve GIS mapping and tracking efforts by gathering and maintaining relevant GIS data layers and imagery and utilizing the best available mapping applications and software.
Mitigation Action 5.1C	Collaborate with property owners and regulatory agencies in order to utilize prescribed fire on private and state owned lands in the County areas that surround the District.
Mitigation Action 5.1D	Work with the CCSD, Fire Safe Council, Cambria Focus Group, and the Cambria Forest Committee to reduce the wildfire threat by: <ul style="list-style-type: none"> <li>• Supporting the ongoing aggressive efforts to reduce the fuel load problem through a variety of methods such as chipping, forest mulching, salvage logging, and hand clearing.</li> <li>• Assisting in identifying and prioritizing treatment areas.</li> <li>• Investigating additional funding sources for fuel reduction and forest management projects.</li> <li>• Updating the Community Wildfire Protection Plans (Both District and County).</li> <li>• Enhancing collaboration amongst all fire agencies and stakeholders</li> <li>• Support the development of a biomass cogeneration plant.</li> </ul>

## Multi-Jurisdictional Hazard Mitigation Plan for Cambria Community Services and Cambria Community Healthcare Districts

---

Mitigation Action 5.2A	Obtain through Fire Safe Council grant funds, a large portable water tank to improve water supply and storage for wildland firefighting. (FOL-DA-TANK style)
Mitigation Action 5.2B	Replace an existing Type 3 Water Tender which has reached the end of its service life. (Note: Unit may also provide a funding source when utilized in the CA mutual aid system)
Mitigation Action 5.2C	Purchase a Type 6 Fire Engine (Brush Unit) so as better provide initial response to wildfires in the District. (Note: Unit may also provide a funding source when utilized in the CA mutual aid system)
Mitigation Action 5.2D	Work with the District Water Department to improve fire flow, system reliability and redundancy, and improve the existing water supply in the District.
Mitigation Action 5.2E	Protect water conveyance system by reducing fuels adjacent to Covell and Fiscalini Ranch water tanks.
Mitigation Action 5.3A	Implement the Cambria Forest Management Plan and pursue funding to hire a professional Forest Ecologist to manage the forest.
Mitigation Action 5.3B	Implement a weed abatement Best Practices program for the general public and weed abatement contractors.
<b>Goal 6</b>	<b>Minimize the level of damage and losses to people, existing and future critical facilities and infrastructure due to geological events (earthquakes and landslides).</b>
Objective 6.1	Continue public education efforts so as to better prepare the citizens of the District from the effects of a significant geological event.
Objective 6.2	Enhance the ability of community assets, particularly critical facilities, to survive the impacts of a significant earthquake.
Objective 6.3	Enhance the ability of CCSD administration and first responders to manage the impacts of a significant earthquake.

## Multi-Jurisdictional Hazard Mitigation Plan for Cambria Community Services and Cambria Community Healthcare Districts

---

Mitigation Action 6.1A	Perform seismic safety studies on the District's critical public safety facilities.
Mitigation Action 6.1B	Working with SLO County OES, increase the public's awareness and participation in earthquake preparedness activities such as the annual Great California Shake-Out drill.
Mitigation Action 6.2	Continue to support the work of the District in replacing sewer and water lines that are most vulnerable to an earthquake or mudslide.
Mitigation Action 6.3A	Train Fire Department staff in the California State Fire Marshal's Rescue System 1 and 2 programs.
Mitigation Action 6.3B	Purchase a heavy rescue cache/trailer for earthquake preparedness (tools, equipment, and supplies).
Mitigation Action 6.3C	Annually send two District management employees (non-fire) to the California Specialized Training Institute (CSTI) Introduction to Earthquake Management Course.
Mitigation Action 6.3D	Work with County OES and the Healthcare District in developing emergency operations plans to deal with the impacts of a Highway 1 and or Highway 46 closure south of Cambria.
<b>Goal 7</b>	<b>Limit risk to, and impacts from hazardous materials spills, intentional discharges, illegal disposals, transportation accidents, or system failures.</b>
Objective 7.1	Continue efforts to manage the use, sale, distribution and disposal of hazardous materials in the District.
Objective 7.2	Improve emergency response efforts in the control and clean-up of accidental spills and releases.
Mitigation Action 7.1A	Educate community members on the dangers associated with household hazardous materials including proper storage techniques.
Mitigation Action 7.1B	Continue efforts to educate applicable employees on the handling, use, storage and disposal of hazardous materials utilized in the workplace.

## Multi-Jurisdictional Hazard Mitigation Plan for Cambria Community Services and Cambria Community Healthcare Districts

---

Mitigation Action 7.2A	Train four first responder to the Haz Mat Technician Level (CSTI)
<b>Goal 8</b>	<b>Minimize the level of damage and losses to people, existing and future critical facilities and infrastructure due to a tsunami event.</b>
Objective 8.1	Continue public education efforts so as to better prepare the citizens and visitors of the District from the effects of a significant tsunami event.
Objective 8.2	Enhance the ability of community assets, particularly critical facilities, to survive the impacts of a significant tsunami event.
Mitigation Action 8.1A	Continue working with the Cambria Tourism Board in the distribution of the existing tsunami public education pamphlet to the motel visitors along Moonstone drive.
Mitigation Action 8.2A	Working with SLO County OES, and the California Coastal Commission post evacuation route signage along Moonstone Drive, Windsor and Fiscalini Ranch areas.

## Multi-Jurisdictional Hazard Mitigation Plan for Cambria Community Services and Cambria Community Healthcare Districts

---

### C. How Cambria Community Services District Mitigation Goals Address Existing and New Buildings and Infrastructure

#### Existing Buildings and Infrastructure:

MITIGATION GOALS	EXISTING BUILDINGS AND INFRASTRUCTURE					
	Electrical and Power Infrastructure	Water and Wastewater Management	Communication Facilities	Critical Roads and Bridges	Essential Service Facilities	Public Structures
<b>Goal 1-General Mitigation:</b> Promote understanding of hazard mitigation	X	X	X	X	X	X
<b>Goal 2-General Mitigation:</b> Protect future development.	X	X	X	X	X	X
<b>Goal 3-General Mitigation:</b> Build local capacity and commitment.	X	X	X	X	X	X
<b>Goal 4-Flood:</b> Minimize damage due to flooding.	X	X		X	X	X
<b>Goal 5-Wildfire:</b> Minimize the level of damage and losses due to wildfires.	X	X	X		X	X
<b>Goal 6-Earthquake:</b> Minimize the level of damage and losses to due to geological events.	X	X	X	X	X	X
<b>Goal 7 –Hazardous Materials:</b> Limit risk from hazardous materials spills.		X				
<b>Goal 8-Tsunami:</b> Minimize damage and loss of life from a tsunami event.	X	X		X	X	X



## Multi-Jurisdictional Hazard Mitigation Plan for Cambria Community Services and Cambria Community Healthcare Districts

---

### New Buildings and Infrastructure:

MITIGATION GOALS	NEW PROJECTS/BUILDINGS AND INFRASTRUCTURE					
	Residential Subdivisions	Various mixed use projects (residential and commercial)	Ag Clusters (residential, open space, and Ag uses)	Commercial and Industrial Projects	Essential Service Facilities	Public Structures
<b>Goal 1-General Mitigation:</b> Promote understanding of hazard mitigation	X	X	X	X	X	X
<b>Goal 2-General Mitigation:</b> Protect future development.	X	X	X	X	X	X
<b>Goal 3-General Mitigation:</b> Build local capacity and commitment.	X	X	X	X	X	X
<b>Goal 4-Flood:</b> Minimize damage due to flooding.	X	X	X	X	X	X
<b>Goal 5-Wildfire:</b> Minimize the level of damage and losses due to wildfires.	X	X	X	X	X	X
<b>Goal 6-Earthquake:</b> Minimize the level of damage and losses to due to geological events.	X	X	X	X	X	X

## Multi-Jurisdictional Hazard Mitigation Plan for Cambria Community Services and Cambria Community Healthcare Districts

---

<b>Goal 7 – Hazardous Materials:</b> Limit risk from hazardous materials spills.	X	X	X	X	X	X
<b>Goal 8- Tsunami:</b> Minimize damage and loss of life from a tsunami event.	X	X	X	X	X	X

## Multi-Jurisdictional Hazard Mitigation Plan for Cambria Community Services and Cambria Community Healthcare Districts

---

### D. Goal, Objectives and Mitigation Actions for Cambria Community Healthcare District

<b>Goal 1</b>	<b>Promote understanding and support for hazard mitigation by key stakeholders and the public within the Cambria Community Healthcare District.</b>
Objective 1	Educate key stakeholders and the public to increase awareness of hazards and opportunities for mitigating hazards.
Mitigation Action 1.A	Through newsletters, advertisements, speaking engagements and other public contacts, continue to educate the general public and key stakeholders on the issues, responsibilities, and current efforts and successes in the area of disaster preparedness and public health as they impact the Healthcare District.
Mitigation Action 1.B	Utilize the Cambria Community Services District, Cambria Community Healthcare District, and the Cambria CERT Team social media venues to inform the public of hazard mitigation efforts, disaster preparedness messages, and emergency situation information as relating to emergency medical services and public health.
<b>Goal 2</b>	<b>Build and support local capacity and commitment to minimize the Healthcare District's vulnerability to naturally occurring hazards.</b>
Objective 2.1	Improve existing capabilities of the CCHD staff to manage emergency situations.
Objective 2.2	Enhance the well-being and availability of Healthcare District staff.
Objective 2.3	Improve the Healthcare District's communication systems so that in the event of a major emergency it will continue to operate effectively (redundancy and standby power).
Mitigation Action 2.1A	Update the existing Healthcare District's Operations Plan and supporting documents to ensure coordination with the Cambria Community Services District DOC, SLO County EOC, and County Emergency Plans.
Mitigation Action 2.1B	Train all Healthcare District board members and key staff members on their roles and responsibilities in emergency management and in both the CCSD's DOC and the SLO County EOC as outlined in independent study courses FEMA/National Incident Management System - ICS 100, 700, and 800.
Mitigation Action 2.1C	Continue to train all Healthcare District first responders to the FEMA/National Incident Management System ICS 100, 200, 300, and 700 levels.

## Multi-Jurisdictional Hazard Mitigation Plan for Cambria Community Services and Cambria Community Healthcare Districts

Mitigation Action 2.1D	Working with SLO County OES, increase participation by District staff members in disaster drills put on by the County.
Mitigation Action 2.1E	Improve the existing automatic aid and mutual aid agreements with Monterey County, Hearst Castle, and the Coast Union School District. Consider adding Bus Transportation Agreements.
Mitigation Action 2.2	In order to ensure that employees are available to assist during a major emergency, have the CCHD adopt a Family Support Plan. (Note: A model plan is available through SLO County OES.)
Mitigation Action 2.3A	Develop a Master Plan for the Healthcare District's communications systems including Reddinet and CAHAN.
Mitigation Action 2.3B	Update the Healthcare District's radio system as outlined in the Communications Master Plan once developed.
<b>Goal 3</b>	<b>Reduce the general public's vulnerability to healthcare emergencies caused by naturally occurring and manmade hazards.</b>
Objective 3.1	Improve ambulance response times.
Objective 3.2	Enhance the safety of Healthcare District residents.
Objective 3.3	Promote wellness and accident prevention.
Objective 3.4	Improve ambulance, command vehicle, and emergency equipment reliability.
Mitigation Action 3.1A	Analyze call volume, location and responses times; consider relocating the current ambulance station to improve response times to high call volume areas.
Mitigation Action 3.2A	Through newsletters, advertisements, speaking engagements and other public venues, continue to support the Community Emergency Response Team (CERT) by encouraging the general public to take the basic CERT training course.
Mitigation Action 3.2B	Continue to Support the development of the Community Emergency Response Team (CERT) by assisting in training and drills.
Mitigation Action 3.3A	Continue the Healthcare Districts participation in the "Vial of Life" program
Mitigation Action 3.3B	Expand public health education courses and programs such as "Hands Only CPR" and AED training, and First Aid programs to the public.

## Multi-Jurisdictional Hazard Mitigation Plan for Cambria Community Services and Cambria Community Healthcare Districts

---

Mitigation Action 3.3C	Participate in the AED - Pulse Point program.
Mitigation Action 3.3D	Initiate annual mass inoculation (flu shot)/POD event similar to that put on by SLO County Public Health.
Mitigation Action 3.4A	Develop a capital improvement program and schedule to replace emergency response vehicles on a regular basis.
Mitigation Action 3.4B	Develop a Capital Improvement Program and schedule to replace high value (\$10K+) emergency response equipment on a regular basis.
<b>Goal 4</b>	<b>Minimize the level of damage and losses to existing critical facilities and equipment due to flooding.</b>
Objective 4.1	Enhance the ability of the District's critical facilities and equipment to survive the impacts of a significant flooding event.
Mitigation Action 4.1	Retain the services of a civil engineer to study the drainage problems and the future flooding potential at the facilities located in the 2500 block of Main Street.
<b>Goal 5</b>	<b>Minimize the level of damage and losses to existing critical facilities and equipment due to wildland fires.</b>
Objective 5.1	Enhance the ability of the District's critical facilities and equipment to survive the impacts of a significant wildland fire.
Mitigation Action 5.1	Reduce the wildland fire fuel loading directly behind the Main Street ambulance headquarter station.
<b>Goal 6</b>	<b>Minimize the level of damage and losses to existing and critical facilities and equipment due to geological events (earthquakes, landslides, and mudslides).</b>
Objective 6.1	Enhance the ability of the District's critical infrastructure to survive the impacts of a significant geological event.
Mitigation Action 6.1	Perform a seismic safety study on the Headquarters Ambulance Station.

## Multi-Jurisdictional Hazard Mitigation Plan for Cambria Community Services and Cambria Community Healthcare Districts

---

### E. How Cambria Community Services District Mitigation Goals Address Existing and New Buildings and Infrastructure

MITIGATION GOALS	EXISTING BUILDINGS AND INFRASTRUCTURE		
	Communication Facilities (Station and Office)	Essential Service Facilities (Ambulance Station)	Public Structures (District Office)
<b>Goal 1-General Mitigation:</b> Promote understanding of hazard mitigation	<b>X</b>	<b>X</b>	<b>X</b>
<b>Goal 2-General Mitigation:</b> Build local capacity and commitment.	<b>X</b>	<b>X</b>	<b>X</b>
<b>Goal 3-General Mitigation:</b> Reduce Vulnerability	<b>X</b>	<b>X</b>	<b>X</b>
<b>Goal 4-Flood:</b> Minimize damage due to flooding.		<b>X</b>	
<b>Goal 5-Wildfire:</b> Minimize the level of damage and losses due to wildfires.	<b>X</b>	<b>X</b>	
<b>Goal 6-Earthquake:</b> Minimize the level of damage and losses to due to geological events.	<b>X</b>	<b>X</b>	<b>X</b>

**New Buildings and Infrastructure:** The Healthcare District has no responsibility or authority in the planning or development of new buildings or infrastructure.

## Multi-Jurisdictional Hazard Mitigation Plan for Cambria Community Services and Cambria Community Healthcare Districts

---

### X. MITIGATION ACTION IMPLEMENTATION

#### A. DMA 2000 Requirements:

<b>DMA Requirement §201.6(c)(4)(i):</b>	The plan maintenance process shall include a] section describing the method and schedule of monitoring, evaluating, and updating the mitigation plan within a five-year cycle.
<b>DMA Requirement §201.6(c)(4)(ii):</b>	The plan shall include a] process by which local governments incorporate the requirements of the mitigation plan into other planning mechanisms such as comprehensive or capital improvement plans, when appropriate.
<b>DMA Requirement §201.6(c)(3)(iii):</b>	The mitigation strategy section shall include] an action plan describing how the actions identified in section (c)(3)(ii) will be prioritized, implemented, and administered by the local jurisdiction. Prioritization shall include a special emphasis on the extent to which benefits are maximized according to a cost benefit review of the proposed projects and their associated costs.
<b>DMA Requirement §201.6(c)(3)(iv)</b>	For multi-jurisdictional plans, there must be identifiable action items specific to the jurisdiction requesting FEMA approval or credit of the plan.

#### B. Prioritization of Mitigation Actions

The Mitigation actions were prioritized using a system which is outlined below. This system factored in the following components: 1)Probability of Occurrence, 2) Effectiveness of Mitigation Actions, 3)Practicality of mitigation action for the jurisdiction based on the STAPLE+E criteria of Social, Technical, Administrative, Political, Legal, Economic and Environmental components. This gave rise to the development of an overall relative risk value that resulted in ratings of HIGH, MEDIUM and LOW for each of the mitigation actions. The resultant prioritization was presented to key stakeholders and lengthy discussions were held to ensure that the results were indeed applicable to the priorities and capabilities of the jurisdictions' served.



## Multi-Jurisdictional Hazard Mitigation Plan for Cambria Community Services and Cambria Community Healthcare Districts

---

### Sample Mitigation Action Prioritization Worksheet

Mitigation Action	Probability of Associated Threat Occurrence Low=1 Med.=2 High=3	Effectiveness of Mitigation Action Minimal=1 Moderate=2 High=3	Practicality (based on STAPLE+E criteria) Low=1 Medium=2 High=3	Relative Risk (Product of Risk Components)
1.A	3	2	3	18

In assessing and evaluating each strategy, the following factors were considered:

- The benefit justified the cost
- The availability of financial resources
- The availability of staff resources
- Impact on participating jurisdiction functions
- Strategies reflect the goals and objectives

### C. Action Plan

Once the Multi-Jurisdictional Hazard Mitigation Plan has received formal adoption by the both the Cambria Community Services District Board of Directors, the Healthcare District Board of Directors, the State Hazard Mitigation Office and FEMA, the following action plan, agreed upon by the Hazard Mitigation Planning Group, will be utilized to ensure the Plan is implemented and remains an active and relevant document. Actual implementation may be dependent upon funding availability.

## Multi-Jurisdictional Hazard Mitigation Plan for Cambria Community Services and Cambria Community Healthcare Districts

---

### ACTION PLAN FOR 2017 MITIGATION ACTIONS FOR CAMBRIA COMMUNITY SERVICES DISTRICT

MITIGATION ACTION		IMPLEMENTATION STRATEGY			
ID	DESCRIPTION	RESPONSIBLE DEPARTMENT	FUNDING SOURCES	COMPLETION DATE	PRIORITY
1.1A	Educate public and Stakeholders about opportunities for mitigating hazards	Fire Department - Lead All Support	None Required	Ongoing	Medium
1.1B	Utilize Social Media to promote disaster preparedness developments	Fire Department - Lead All support	None Required	Ongoing	Low
2.A	Continuing Education Of Elected Officials	Fire Department - Lead All support	None Required	Ongoing	Medium
2.B	Continuing Education Of CCSD Staff	Administration- Lead All support	General Funds	Ongoing	Medium
2.C	Improve GIS Capabilities	Administration- Lead All support	General Funds	Ongoing	Medium
3.1A	Develop Continuity of Operations Plan	Fire Department - Lead All support	General Funds	Ongoing	<b>High</b>
3.1B	Update Emergency Operations Plans	Fire Department- Lead All support	None Required	01/01/18	Medium
3.1C	DOC Roles and Responsibility training - All Staff	Fire Department - Lead All support	None Required	Ongoing	<b>High</b>
3.1D	DOC Roles and Responsibility training - Fire Depart.	Fire Department	None Required	Ongoing	<b>High</b>
3.1E	SOP Development (Emergency Response)	All Departments Fire Department support	None Required	01/01/18	<b>High</b>

## Multi-Jurisdictional Hazard Mitigation Plan for Cambria Community Services and Cambria Community Healthcare Districts

3.1F	Disaster Drills	All Departments	None Required	On Going - 1 Each Year	Medium
3.1G	DOC Improvements	Fire Department	General Funds	01/01/18	Medium
3.1H	Mutual/Auto Aid	Fire Department	None Required	01/01/18	Low
3.2A	Support CERT development	Fire Department Admin support	None Required	Ongoing	Medium
3.2B	CERT Fire Watch	Fire Department	None Required	07/01/17	<b>High</b>
3.2C	Adopt Family Support Plan	All Departments Fire Support	None Required	01/01/14	Medium
3.2D	Initiate Watershed Sanitary Survey	Wastewater	General Fund and Grants	07/01/17	Medium
3.2E	Water Storage	Water	General Fund and Grants	Ongoing	Medium
3.2F	Fire Flow Improvements “Purple Pipe”	Water and Fire Department	General Fund and Grants	Ongoing	Low
3.2G	Wastewater System Improvements	Wastewater	General Fund and Grants	Ongoing	Medium
3.3A	Master Plan - Communications System	Admin. - Fire Dept. Support	Grants and General Funds	09/01/17	Medium
3.3B	Radio System Improvements	Admin. - Fire Dept. Support	Grants and General Funds	07/01/18	Medium
3.4	ARES/RACES Communication Systems	Fire Department	Grants and General Funds	07/01/18	Medium
3.5A	Fire Department Staffing	Fire Department Admin support	Grants and General Funds	07/01/17	<b>High</b>
3.5B	Fire Department Training	Fire Department	None Required	07/01/17	<b>High</b>
4.1A	NFIP Compliance	SLO County	None Required	Ongoing	Low

## Multi-Jurisdictional Hazard Mitigation Plan for Cambria Community Services and Cambria Community Healthcare Districts

4.1B	Development in Flood Plain	SLO County	None Required	Ongoing	Low
4.1C	Flood Improvements	Administration - All support	Grants and General Funds	Ongoing	<b>High</b>
4.ID	West Village Drainage Improvement	SLO County	Grants and General Funds	10/01/17	<b>High</b>
4.1E	Automate West Village Flood Pump	SLO County	Grants and General Funds	10/01/17	<b>High</b>
4.1F	Improve Storm Drain at Shell Station	SLO County	Grants and General Funds	10/01/17	<b>High</b>
4.1G	Water Rescue Training	Fire Department	Grants and General Funds	Ongoing	Medium
4.1H	Water Rescue Equipment	Fire Department	Grants and General Funds	10/01/17	Medium
4.1I	Water Rescue Boat	Fire Department	Grants and General Funds	10/01/17	Medium
5.1A	Code Enforcement	Fire Department	None Required	On Going	<b>High</b>
5.1B	GIS - Fire/Fuels Management	Fire Department SLO County Fire support	None Required	On Going	<b>High</b>
5.1C	Prescribed Fire	Fire Department	None Required	On Going	<b>High</b>
5.1D	Fuel Reduction Efforts	Fire Department	None Required	On Going	<b>High</b>
5.2A	Fire Water Portable Tank	Fire Department	Fire Safe Grant	7/01/17	<b>High</b>
5.2B	Type 1 Water Tender	Fire Department	Grant	7/01/18	<b>High</b>
5.2C	Type 6 Fire Truck	Fire Department	Grant	7/01/18	<b>High</b>

## Multi-Jurisdictional Hazard Mitigation Plan for Cambria Community Services and Cambria Community Healthcare Districts

5.2D	Improve Fire Flow	Fire Department	Grant and General Funds	On Going	<b>High</b>
5.2E	Protect Water Tanks Covell - Fiscalini	Fire Department	Fire Safe Grant	7/01/17	<b>High</b>
5.3A	Forest Management Plan	Administration	Grant and General Fund	6/01/17	<b>High</b>
5.3B	Weed Abatement	Fire Department	Grant and General Fund	05/01/18	Medium
6.1A	Seismic Safety Studies	Administration/ Fire Department	Grants and General Funds	09/01/17	<b>High</b>
6.1B	Increase Public Awareness	Fire Department All Support	None Required	Ongoing	Medium
6.2	Vulnerable Asset Protection	Wastewater and Water	General Fund	Ongoing	Medium
6.3A	Heavy Rescue Training	Fire Department	Grant	On Going	Medium
6.3B	Heavy Rescue Equipment	Fire Department	Grant	01/01/19	Medium
6.3C	CSTI - Earthquake Management Course	Wastewater, Water and Administration	CSTI Grant	On Going, 2 each year	Medium
6.3D	Highway 1 Lifeline	Fire Department, SLO County OES, CCHD	None Required	08/01/17	Medium
7.1A	Haz Mat Public Awareness	Fire Department SLO County OES	None Required	On Going	Medium
7.1B	Haz Mat-CCSD Staff Awareness	Fire Department SLO County OES	None Required	On Going	Medium
7.2	Haz Mat Training	Fire Department	CSTI Grant	On Going - 2 Each Year	<b>High</b>
8.1A	Tsunami Warning - Evacuation Signs	Fire Department SLO County OES	Grant	01/01/19	Medium
8.1B	Public Awareness - Tsunami Threat	Fire Department and Tourism Board	None Required	On Going	Medium

## Multi-Jurisdictional Hazard Mitigation Plan for Cambria Community Services and Cambria Community Healthcare Districts

---

### ACTION PLAN FOR 2017 MITIGATION ACTIONS FOR CAMBRIA COMMUNITY HEALTHCARE DISTRICT

MITIGATION ACTION		IMPLEMENTATION STRATEGY			
ID	DESCRIPTION	RESPONSIBLE DEPARTMENT	FUNDING SOURCES	COMPLETION DATE	PRIORITY
1.A	Educate public and Stakeholders about opportunities for mitigating Public Health hazards	Healthcare District BOT and Administration	None Required	Ongoing	Medium
1.B	Utilize Social Media to promote Public Health	Administration	None Required	Ongoing	Low
2.1A	Update Emergency Operations Plans	Administration	None Required	01/01/18	Medium
2.1B	DOC Roles and Responsibility training	Healthcare District BOT and Administration	None Required	Ongoing	<b>High</b>
2.1C	ICS Training	EMS Staff	None Required	Ongoing	<b>High</b>
2.1D	Disaster Drills	All	None Required	Ongoing	Medium
2.1E	Auto/Mutual Aid	Administration	None Required	9/1/17	Low
2.2	Adopt Family Support Plan	Administration	None Required	06/01/18	Low
2.3A	Master Plan - Communications System	Administration	Grants and General Funds	09/01/18	Medium
2.3B	Radio System Improvements	Administration	Grants and General Funds	01/01/19	Medium

## Multi-Jurisdictional Hazard Mitigation Plan for Cambria Community Services and Cambria Community Healthcare Districts

3.1A	Station Location Study	Administration	None Required/ General Fund	01/01/18	<b>High</b>
3.2A	Promote CERT Program	Administration	None Required	Ongoing	Medium
3.2B	Support CERT Program	EMS Staff	None Required	Ongoing	Medium
3.3A	Vial of Life	Administration and EMS Staff	General Funds	Ongoing	Medium
3.3B	CPR/AED/ First Aid	Administration and EMS Staff	None Required	Ongoing	Medium
3.3C	Pulse Point Program.	Administration and EMS Staff	None Required	01/01/20	Medium
3.3D	POD/Mass Inoculation	Administration and EMS Staff	None Required	09/01/17	Medium
3.4A	Ambulance Capital Improvement Plan	Administration	Grants/ General Funds	10/01/17	<b>High</b>
3.4 B	Emergency Equipment Improvement Plan	Administration	Grants/ General Funds	10/01/17	<b>High</b>
4.1	Drainage Study	Administration	General Funds	10/01/17	<b>High</b>
5.1	Wildfire Fuel Reduction	Administration	Grants and General Funds	07/01/17	<b>High</b>
6.1	Seismic Safety Study	Administration	General Fund	09/01/17	<b>High</b>



## **Multi-Jurisdictional Hazard Mitigation Plan for Cambria Community Services and Cambria Community Healthcare Districts**

---

### **D. Implementation Through Existing Plans and Programs**

San Luis Obispo County currently uses comprehensive land use planning, and building codes to guide and control development within the Cambria Community Services District. This Hazard Mitigation Plan will be made available to those responsible for the County's General Plan development mechanisms to ensure that consistency is maintained. The same holds true whenever substantive changes are made.

Both Districts have a number of policies and procedures, purchasing guidelines, and capital improvement procedures currently in place. The Mitigation Actions outlined in this Plan will be incorporated into those documents under the direction of each CCSD General Manager and the CCHD Administrator.

Mitigation Actions have been assigned to a number of specific individuals, departments and County jurisdictions. These individual actions will fall under the general administrative oversight of the governing body. Should technical expertise not be available to these individuals or departments, the County Office of Emergency Services is committed to, when possible, coordinating the resources of the County to assist with implementation of the mitigation actions.

The general administrative oversight of this Hazard Mitigation Plan rests with the Cambria Community Services District General Manager and the Cambria Community Healthcare District Administrator.

### **E. Continued Public Involvement**

Both the Cambria Community Services District and the Cambria Community Healthcare District understand the importance of involving the public in the ongoing Hazard Mitigation Plan review and updating process. Resultantly, the following actions have been taken:

- The CCSD and CCHD websites have been posting the plan and updating the postings on their respective websites. Their websites announced to the public that the Plan was available for general public viewing and comment.
- A hard copy is available at the CCSD and CCHD offices for public viewing as requested.

## Multi-Jurisdictional Hazard Mitigation Plan for Cambria Community Services and Cambria Community Healthcare Districts

---

### F. Plan Monitoring, Evaluating and Updating

<b>DMA Requirement §201.6(d)(3):</b>	A local jurisdiction must review and revise its plan to reflect changes in development, progress in local mitigation efforts, and changes in priorities, and resubmit if for approval within 5 years in order to continue to be eligible for mitigation project grant funding.
--------------------------------------	--

In order to continue to be an effective representation of Cambria Community Services District's and Cambria Community Healthcare District's overall strategy for reducing its risks from natural hazards, the mitigation plan must reflect current conditions. Monitoring and evaluating the plan will occur annually to make certain that the goals and objectives for the community and participating jurisdictions are current and mitigation activities are being carried out.

To ensure that regular review and update of this Hazard Mitigation Plan takes place, the Cambria Community Services District and the Cambria Healthcare District will communicate with Hazard Mitigation Planning Group members annually to see if their plan components are up-to-date and meet current realities.

The MJHMP Planning Group will review each goal and objective to evaluate its:

- Relevance to current and evolving situations within each District
- Consistency with changes in local, state and federal policy

The planning group will review the risk assessment component of the plan to ascertain if the information needs to be updated or modified. They will report on the:

- Current status of their mitigation actions
- How coordination efforts are proceeding
- Implementation processes that worked well
- Any difficulties encountered
- Any strategies in need of revision

If the plan review leads the Hazard Mitigation Planning Group to determine that modifications are necessary, then the CCSD or the CCHD can initiate a plan amendment.

## Multi-Jurisdictional Hazard Mitigation Plan for Cambria Community Services and Cambria Community Healthcare Districts

---

### XI. ATTACHMENTS

#### ATTACHMENT A: ACRONYMS

<b>Acronym</b>	<b>Definition</b>
CGS	California Geological Survey
Cal EPA	California Environmental Protection Agency
Caltrans	California Department of Transportation
CAL FIRE	California Department of Forestry and Fire Protection
CCHD	Cambria Community Healthcare District
CCSD	Cambria Community Services District
CDF	California Department of Forestry and Fire Protection
CDHS	California Department of Health Services
CERT	Community Emergency Response Team
CFR	Code of Federal Regulations
CGS	California Geological Survey
CISN	California Integrated Seismic Network
CSSC	California Seismic Safety Commission
DFG	State Department of Fish and Game
DHS	Department of Homeland Security
DWR	Department of Water Resources
FEMA	Federal Emergency Management Agency
FIRM	Flood Insurance Rate Map
FMA	Flood Mitigation Assistance
FMP	Floodplain Management Plan
FRAP	Fire and Resource Assessment Program
GIS	Geographic Information System
HMGP	Hazard Mitigation Grant Program
LHMP	Local Hazard Mitigation Plan
NFIP	National Flood Insurance Program
NOAA	National Oceanic and Atmospheric Administration
NPS	National Park Services
OES	Governor's Office of Emergency Services
SEMS	Standardized Emergency Management System
SFHA	Special Flood Hazard Area
USDA	U.S. Department of Agriculture
USGS	U.S. Geological Survey
WWTP	Wastewater Treatment Plant

**Multi-Jurisdictional Hazard Mitigation Plan for  
Cambria Community Services and Cambria Community Healthcare Districts**

---

**ATTACHMENT B: PRELIMINARY NOTICE TO NEIGHBORING JURISDICTIONS**

November 1, 2016

Dear Neighboring Jurisdiction:

The Cambria Community Service District will be constructing a Local Hazard Mitigation Plan in order to uncover effective ways to reduce the jurisdiction's vulnerability to naturally occurring hazards. A Hazard Mitigation Planning Group has been formed comprised of community stakeholders. We will be holding a kick-off meeting on Monday, November 14<sup>th</sup> at the Cambria Fire Station at 2850 Burton Drive in Cambria. We invite you to attend this meeting and participate in this process.

For more information and comments please contact the District's consultant for the project, Bob Neumann at 805-441-5469 or via email at bob@cafive.com.

Thank You,

Robert F Neumann and Sheri Eibschutz

***Category Five Professional Consultants, Inc.***

**Multi-Jurisdictional Hazard Mitigation Plan for  
Cambria Community Services and Cambria Community Healthcare Districts**

---

*Both the preliminary notice in Attachment B above and the Public Forum notices in Attachment C below were sent to the following neighboring agencies:*

Ms. Renee Osborne  
Administrator, San Simeon CSD  
111 Pico Avenue  
San Simeon, CA 93452

Ms. Mary Levkoff  
Director, Hearst Castle Museum  
750 Hearst Castle Road  
San Simeon, CA 93452-9741

Mr. Robert Baird  
Forest Supervisor - Los Padres National Forest  
6750 Navigator Way, Suite 150  
Goleta, CA 93117

Mr. Ron Alsop - Emergency Services Manager  
SLO County Office of Emergency Services  
1055 Monterey St. Suite D430  
San Luis Obispo CA 93408

**Multi-Jurisdictional Hazard Mitigation Plan for  
Cambria Community Services and Cambria Community Healthcare Districts**

---

**ATTACHMENT C: PUBLIC FORUM NOTICES TO NEIGHBORING JURISDICTIONS**

*First Public Forum Notice to Neighboring Jurisdictions*

February 20, 2017

Dear San Simeon Community Services District:

The Cambria Community Service District has joined a nationwide effort to find effective ways to reduce its vulnerability to naturally occurring hazards. In doing so, the District has just completed a Local Hazard Mitigation Plan. An Administrative Draft is now posted on the District's website for review by the general public and neighboring agencies. This can be found at [www.cambriacsd.org](http://www.cambriacsd.org).

On March 2 at 4 PM, a Public Forum will be held at the Cambria Veterans Hall at 1000 Main Street. At the forum, an overview of the Hazard Mitigation Plan will be presented along with the proposed mitigation goals, objectives and actions that are outlined in the plan. The public will have an opportunity to comment on the proposed plan. As a neighboring agency, we also invite your review and comments on this important emergency planning tool for the District.

For more information and comments please contact the District's consultant for the project, Bob Neumann at 805-441-5469 or via email at [bob@cafive.com](mailto:bob@cafive.com).

Thank You,

Robert F. Neumann

***Category Five Professional Consultants, Inc.***

## **Multi-Jurisdictional Hazard Mitigation Plan for Cambria Community Services and Cambria Community Healthcare Districts**

---

### *Second Public Forum Notice to Neighboring Jurisdictions*

May 18, 2017

Dear San Simeon Community Services District:

The Cambria Community Services District and the Cambria Community Healthcare District has joined a nationwide effort to find effective ways to reduce its vulnerability to naturally occurring hazards. In doing so, the District has just completed a Local Hazard Mitigation Plan. An Administrative Draft is now posted on both Districts websites for review by the general public and neighboring agencies.

On May 30th at 4 PM, a second Public Forum will be held at the Cambria Veterans Hall at 1000 Main Street. At the forum, an overview of the Hazard Mitigation Plan will be presented along with the proposed mitigation goals, objectives and actions that are outlined in the plan. The public will have an opportunity to comment on the proposed plan. As a neighboring agency, we also invite your review and comments on this important emergency planning tool for the District.

For more information and comments please contact the District's consultant for the project, Bob Neumann at 805-441-5469 or via email at [bob@cafive.com](mailto:bob@cafive.com).

Thank You,

Robert F. Neumann

***Category Five Professional Consultants, Inc.***



## Multi-Jurisdictional Hazard Mitigation Plan for Cambria Community Services and Cambria Community Healthcare Districts

---

### ATTACHMENT D: PRESS RELEASES TO GENERAL PUBLIC

*The following notices were published in the Cambrian newspaper on February 22, March 1, and on May 18, 2017.*

THE CAMBRIAN

FEBRUARY 22, 2017 8:48 AM

## Cambria forum on Local Hazard Mitigation Plan set for March 2

BY KATHE TANNER

[ktanner@thetribunenews.com](mailto:ktanner@thetribunenews.com)

Cambrians can learn more Thursday, March 2, about their community's hazards and what officials and individuals should be doing now to help mitigate or eliminate disasters later.

Consultants for the [Cambria Community Services District](#) will hold a public forum at 4 p.m. March 2 at the Veterans Memorial Building, 1000 Main St., on the district's draft Local Hazard Mitigation Plan.

The plan's goal is to reduce the community's risk to naturally occurring disasters. The forum's goal is to explain the document and get the public's thoughts and questions about it. People will be able to comment on the report through March 22.

Once the plan is complete and approved by a variety of agencies, the plan will enable the services district to apply for and potentially receive federal mitigation funds after such disasters, or in some cases, before the disasters strike.

The detailed report of more than 120 pages was prepared by [Category Five Professional Consultants](#). They described the community, profiled hazards,

## **Multi-Jurisdictional Hazard Mitigation Plan for Cambria Community Services and Cambria Community Healthcare Districts**

---

assessed vulnerabilities and mitigation strategies, listed which agencies have jurisdiction over what, and described how mitigations could be implemented ahead of time.

In the end, they acknowledge, how much gets done when is up to how much money is available and the political will of the people.

A draft copy of the plan is to be posted soon at [www.cambriacsd.org](http://www.cambriacsd.org). For questions and or comments call fire Chief William Hollingsworth at 805-927-6240, or email the consultants at: [bob@cafive.com](mailto:bob@cafive.com).

## Multi-Jurisdictional Hazard Mitigation Plan for Cambria Community Services and Cambria Community Healthcare Districts

---

MARCH 1, 2017 10:19 AM

# Local Hazard Mitigation Plan meeting slated

BY KATHE TANNER

[ktanner@thetribunenews.com](mailto:ktanner@thetribunenews.com)

Consultants will present at 4 p.m. Thursday, March 2, the draft version of a plan to help mitigate or eliminate natural disasters in the future. The meeting will be at the Veterans Memorial Building, 1000 Main St.

Some federal funds are only available to communities that have an approved plan for mitigating hazards. Bob Neumann and Sheri Eibschutz of [Category Five Professional Consultants](#) prepared the [Cambria Community Services District's](#) draft Local Hazard Mitigation Plan. They'll explain the concepts in the document and then take public comments.

They're to fold those observations into the plan before presenting the final version to the district board.

Once the plan is complete and approved by a variety of agencies, the document will enable the services district to apply for and potentially receive federal mitigation funds after disasters. In some cases, the district may be able to apply for funds to mitigate the problem areas before a disaster strikes.

A draft copy of the plan can be found at [www.cambriacsd.org](http://www.cambriacsd.org). For questions and or comments, call fire Chief William Hollingsworth at 805-927-6240 or email the consultants at [bob@cafive.com](mailto:bob@cafive.com).

## Multi-Jurisdictional Hazard Mitigation Plan for Cambria Community Services and Cambria Community Healthcare Districts

---

[THE CAMBRIAN](#)

MAY 16, 2017 11:05 AM

# Cambria's joint hazard plan to be explained in public forum

BY KATHE TANNER

[ktanner@thetribunenews.com](mailto:ktanner@thetribunenews.com)

A public forum at 4 p.m. Tuesday, May 30, will explain how consultants melded [Cambria Community Healthcare District](#) issues and concerns into a draft hazard mitigation plan for the town.

Developing the plan was originally authorized by the [Cambria Community Services District](#).

Once the revised plan is completed and approved by state and federal emergency agencies, the document will enable both special districts to receive federal funding after naturally occurring disasters and also permit them to apply for mitigation grants before disasters strike. According to consultants from [Category Five](#), a community cannot qualify for those funds without a local hazard mitigation plan,

Category Five developed the original plan and, after the public and CCHD asked that the health care district be included, the consultants have added the health care district's information.

The public forum at the Veterans Memorial Building, 1000 Main St., is being held because, according to the consultants and participants in the [Cambria FireSafe Focus Group](#), local residents, businesses, the nonprofit sector, and local government agencies must be involved in the planning and implementation of the plan if it is to be successful.

For details, call CCSD Fire Chief William Hollingsworth at [805-927-6240](tel:805-927-6240) or CCHD General Manager Robert Sayers at [805-927-8304](tel:805-927-8304).

## CAMBRIA COMMUNITY SERVICES DISTRICT

TO: Board of Directors

AGENDA NO. **6.D.**FROM: Jerry Gruber, General Manager  
Patrick O'Reilly, Finance Manager-----  
Meeting Date: June 22, 2017Subject: CONSIDERATION OF APPROVAL OF  
PROFESSIONAL SERVICES  
AGREEMENT WITH DUCHARME,  
MCMILLEN & ASSOCIATES, INC.  
-----**RECOMMENDATIONS:**

Staff recommends the Board approve and authorize the General Manager to execute a Professional Services Agreement with DuCharme, McMillen & Associates, Inc. for sales/use tax refund review services, subject to approval as to form by District Counsel.

**FISCAL IMPACT:**

The Professional Services Agreement provided by DuCharme, McMillen & Associates (DMA) provides that the District will receive 65% of all tax refunds collected while DMA will receive 35%. That means the District will receive about \$45,500 for each \$1,000,000 on which sales/use tax is recovered. The total construction costs with CDM Constructors was \$7,366,742, but it is unknown how much of that incurred sales/use tax. Staff is recommending that the General Manager be authorized to negotiate terms that are more favorable to the District.

**DISCUSSION:**

The District has been contacted by Chad Straube of DMA, who believes he will be able to obtain a refund of all the California sales/use taxes that were paid for the construction of the Sustainable Water Facility. DMA is a large tax consulting firm operating in at least 15 states and Canada.

The State of California has a law exempting California companies from paying sales/use tax on certain projects, including the construction of desalination facilities. Mr. Straube believes the CCSD's construction of a facility to produce potable water from brackish water is similar enough to desalinization to qualify for the exemption. His email to the District concerning this process follows.

Over the past year and a half I have been working directly with State Board of Equalization ("BOE") on a tax exemption as it relates to sales and use tax, and recently had my position validated with the BOE's Chief of Policy.

In the state of California, as a opposed to many other states, state agencies are not generally exempt from sales and use tax obligations. And in accordance with California Statute around construction contract laws, your agency likely inherited the sales tax obligation of your construction contractors in the construction of your desalination facility. However, with the new policy that I have worked with the BOE

to approve, your agency can pass through a partial exemption status that your contractors can use to reduce their tax burden and effectively reduce the overall cost of your contract. And although your facility has already been constructed and the fees have been paid to your contractor, there is a mechanism within the state of California to have the state refund the overpaid tax dollars to you. The contractor is then legally required to pass the savings to you, the customer. Therefore, your agency would receive the ultimate financial benefit.

Mr. Straube would have to work with CDM Constructors to determine how much of a tax refund the District would qualify for and would then prepare the claim to be filed with the State.

The Professional Services Agreement (PSA) proposed by DMA provides that DMA would receive 35% of all tax savings on a contingent fee basis. DMA can also do the work on an hourly basis, but there is no guarantee the District will actually receive any tax refunds so that could result in substantial costs with no corresponding revenue.

This PSA was discussed by the Board at the regular Board meeting on February 23, 2017. The Board directed staff to determine if this work could be done internally, rather than paying a relatively large amount to a consultant to do it. Staff has determined that the process for recovering those taxes is complex and, to some extent, political. It is complex in that it requires coordination with the contractor, in this case CDM Constructors, and staff is unaware of what information is necessary and in what format. DMA knows how to do this. In addition, this is not a routine claim process. The staff at the Board of Equalization does not necessarily consider this a valid compliance with the law and DMA has contacts there that can increase the probability that the CCSD's request will be approved. Staff has also confirmed that there is a serious time constraint for submitting this claim, since there is a three year statute of limitations to file and the construction all occurred in 2014. The limit is quickly approaching.

Staff recommends that the General Manager be authorized to negotiate different terms for the contract, starting with a proposal that DMA receive 35% of collections up to \$300,000 and 15% of everything collected beyond that. Staff recommends that the Board authorize the General Manager to negotiate the best deal possible and not be required to return to the Board for approval due to the fairly limited time frame remaining to file a claim.

Staff also recommends that the PSA be changed so that the District is only obligated to pay DMA after actual receipt of any tax savings and that the provision that says the District will pay "when the taxing authority provides written approval of the tax savings" be eliminated. In the past, the State has "suspended" payment of similar reimbursements and the District cannot afford to be forced to pay out funds it may not receive for many years. District Counsel recommends several other modifications to the PSA, as set forth in the attached redline.

Attachment: Professional Services Agreement with DuCharme, McMillan & Associates

-----  
BOARD ACTION:    Date \_\_\_\_\_ Approved: \_\_\_\_\_ Denied: \_\_\_\_\_

UNANIMOUS:    \_\_\_ RICE    \_\_\_ SANDERS    \_\_\_ BAHRINGER    \_\_\_ THOMPSON    \_\_\_ FARMER

## PROFESSIONAL SERVICES AGREEMENT

THIS PROFESSIONAL SERVICES AGREEMENT ("Agreement") is made by and between DUCHARME, McMILLEN & ASSOCIATES, INC. ("DMA"), and Cambria Community Services District ("Client") (collectively the "Parties").

The Parties agree as follows:

1. SERVICES. DMA will provide the following Services:
  - 1.1. SALES/USE TAX OVERPAYMENT REVIEW SERVICES. Client authorizes DMA to review Client's sales/use tax records and returns, including any tax audits, assessments and vendor invoices, for all tax years open during the term of this Agreement and any extensions thereof to determine if Client is entitled to any Tax Savings. DMA shall, at DMA's cost, also work with CDM Constructors, the entity that built Client's Sustainable Water Facility, to determine if Client is entitled to any Tax Savings. If DMA's review shows that Client is entitled to any Tax Savings, DMA will discuss its recommendations with Client. At its sole discretion, Client may authorize DMA to obtain any part of the Tax Savings. Whether or not Client authorizes DMA to pursue the Tax Savings, Client agrees not to utilize DMA's recommendations unless Client pays the fee DMA would have earned under this Agreement. "Tax Savings" means any sales/use tax refund, rebate, credit, audit or assessment reduction, or reduction arising from DMA's recommendations and includes interest received or credited on any such amounts and any reduction of interest and/or penalties.
    - 1.1.1. DMA will prepare and provide a Report of Findings and Recommendations at the conclusion of the review.
    - 1.1.2. Client authorizes DMA to perform these Services for the following Client entities or locations:
 

All Cambria Community Services District locations  
and associated entities in the State of California.
2. FEES/PAYMENT.
  - 2.1. FEES AND INVOICING. Fees for the Services will be as follows:
    - 2.1.1. Client shall pay DMA 35% of all Tax Savings, including interest and penalties that Client realizes. Client agrees that DMA shall be entitled to 35% of Tax Savings, including interest and penalties, for all years included in any administrative or legal proceedings.
    - 2.1.2. Invoice(s) for contingent fees will be sent when the the Client receives any Tax Savings. Client shall provide DMA with information sufficient to compute DMA's fee. This information is subject to DMA's verification.
  - 2.2. PAYMENT TERMS. Client agrees to pay all amounts due forty (40) days from the date of the invoice. If payment is received by DMA within twenty (20) days of the invoice date, Client shall receive a discount of one percent (1%) of the amount stated on the invoice. Any past due amounts shall be subject to interest at the rate of one percent (1%) per month. Client



shall pay all reasonable attorney fees and other costs of collection if DMA must enforce its rights stated in or arising from this Agreement in a collection action.

3. CLIENT OBLIGATIONS. Client will provide, and DMA will be entitled to rely on the accuracy of all information and data necessary for DMA to deliver the Services. Client understands that DMA will provide the Services based on the information and data provided by Client to DMA. Client agrees to hold DMA harmless with respect to the accuracy and completeness of information and data that Client furnishes to DMA.
4. CONFIDENTIALITY. DMA may, from time to time, learn or have access to information and/or materials constituting trade secrets and other confidential proprietary information of Client. All Confidential Information provided to DMA by Client as a result of DMA's engagement with Client shall be held and protected by DMA with the strictest confidentiality. DMA shall not, whether during or after the engagement, cause or allow any of the Confidential Information to be disclosed, delivered, transferred, or otherwise made known to any third party except as may be required by law or in performing DMA's duties as set forth in this Agreement. Confidential Information does not include information that was in the public domain before the date of this Agreement or subsequently came into the public domain other than as a result of disclosure by DMA.
5. TERM AND TERMINATION. This Agreement shall become effective when countersigned by either Client or DMA, whichever is last in time (the "Effective Date"). Unless extended by written agreement between the Parties, the initial term of this Agreement is two years from the Effective Date. Either Party may, at any time, in its sole discretion, with or without cause, unilaterally terminate this Agreement upon not less than thirty (30) days written notice to the other Party, which date will be considered the termination date. Upon termination of this Agreement, DMA has the right to complete any outstanding work that Client has authorized during the Agreement period, including ongoing negotiations and pending appeals. If this Agreement terminates prior to DMA's completion of Services, Client agrees not to use DMA's recommendations as described in Section 1.1.1 above, unless Client pays the fee DMA would have earned under this Agreement. If this Agreement is terminated by Client, any invoiced but unpaid fees shall be payable immediately.
6. LIMITATION OF LIABILITY. DMA's total liability in the performance of the Services is limited to the amount of fees paid by Client during the twelve (12) months immediately preceding the action giving rise to a claim by Client.
7. ARBITRATION. Except for collection of fees owed to DMA under this Agreement, the Parties must arbitrate any dispute arising out of or related to this Agreement or its breach that cannot be resolved by negotiation between them within 60 days after written notice to negotiate. This provision does not preclude either Party from taking any action necessary to prevent immediate and irreparable harm to it. Taking into account the proximity to witnesses and to evidence, the arbitration must be held in a mutually agreeable location by single arbitrator and be held according to the Commercial Arbitration Rules of the American Arbitration Association. The arbitrator's decision is final and binding on the Parties and is enforceable in any court of competent jurisdiction.
8. TOTAL CLIENT MONETARY OBLIGATION. DMA shall bear all legally permissible costs incurred in its performance of the Services, with the express exception of Client's legal fees and/or litigation costs. Client's only monetary obligation to DMA is set forth in Section 2 above.
9. DMA WORK PRODUCT. With the exception of any deliverables provided to Client, all documents prepared by DMA pursuant to this Agreement, including work papers, estimates, notes and other data pertaining to the work, shall be the property of DMA.

10. GENERAL TERMS. This Agreement contains the entire understanding between Client and DMA regarding this subject matter and supersedes all previous communications, representations, agreements, whether oral or written, between Client and DMA. This Agreement may be modified or amended only by a written document signed by the Parties. Neither Party may assign any of its rights, title or interest in this Agreement without the prior written consent of the other Party, with the exception that DMA may assign this Agreement and its obligations hereunder to any successor to its business by merger, consolidation, acquisition or sale of all or substantially all of the assets of DMA. Client shall notify any successor of this Agreement and shall require any successor to be bound to this Agreement. Should Client's current ownership structure or title to the business assets change, in part or all, at any time from the date of the Agreement's execution and the payment of DMA's final fee(s), Client hereby guarantees the payment of all DMA fees as if Client had remained owner of and benefitted from any tax savings received under this Agreement, save and except when Client has assigned this Agreement with the prior written authorization of DMA. Any delay or failure in performance by either Party hereunder shall be excused if and to the extent caused by the occurrence of a Force Majeure, which shall be defined generally to include acts and events beyond the reasonable control of the Parties and of a nature which neither has the power or authority to remedy. This Agreement may be signed in one or more counterparts, and each counterpart will be considered an original Agreement, and each of which together shall constitute a single instrument. Electronic and facsimile signatures shall be considered originals for purposes of recognition and/or authorization. This Agreement will be governed and interpreted under Indiana law.

11. NOTICES. All notices required to be given under the terms of this Agreement will be in writing and addressed as follows:

11.1. To DMA. If to DMA addressed to:  
 DuCharme, McMillen & Associates, Inc.  
 828 S. Harrison Street, Suite 650  
 Fort Wayne, Indiana 46802  
 Attn: General Counsel

11.2. To Client. If to Client addressed to:  
 Cambria Community Services District  
 Jerry Gruber, General Manager  
 PO Box 65  
 Cambria, CA 93428

With a copy to:

Timothy J. Carmel  
 Carmel & Naccasha LLP  
 1410 Marsh Street  
 San Luis Obispo, CA 93401

Either Party may designate a change of address at any time by giving written notice to the other Party.

ACCEPTED:

DuCharme, McMillen & Associates, Inc.

By: \_\_\_\_\_

Printed

Name: Chad Straube

Title: Director

Date: \_\_\_\_\_

ACCEPTED:

Cambria Community Services District

By: \_\_\_\_\_

Printed

Name: \_\_\_\_\_

Title: \_\_\_\_\_

Date: \_\_\_\_\_

## CAMBRIA COMMUNITY SERVICES DISTRICT

TO: Board of Directors

AGENDA NO. **6.E.**

FROM: Jerry Gruber, General Manager

---

Meeting Date: June 22, 2017      Subject: CONSIDERATION TO APPROVE  
A MEMORANDUM OF  
UNDERSTANDING WITH THE  
LAND CONSERVANCY OF SAN LUIS  
OBISPO COUNTY FOR THE  
TRANSFER DEVELOPMENT CREDITS  
LOT RETIREMENT PROGRAM

**RECOMMENDATIONS:**

Staff recommends that the Board of Directors consider approving a Memorandum of Understanding (MOU) with the Land Conservancy of San Luis Obispo County (LCSLO) for the Transfer Development Credits (TDC) Lot Retirement Program and authorizing the Board President to execute the MOU.

**FISCAL IMPACT:**

Under the TDC Lot Retirement Program, the CCSD will be accepting parcels acquired by LCSLO. There will be ongoing maintenance costs that staff will need to continue to evaluate in relation to accepting the lots. Staff will make recommendations to the Board, as necessary, regarding funding ongoing maintenance costs.

**DISCUSSION:**

The attached MOU is being presented to the Board of Directors for consideration to facilitate LCSLO's Cambria Transfer of Development Credits Program. In March 2016, the Board of Directors authorized the reactivation of the relationship with LCSLO and the Lot Retirement Program, and at that time accepted the transfer of 52 lots. As the Board is aware, LCSLO has a long history of acquiring parcels in Cambria to protect the habitat of the Monterey Pine forest, primarily using revolving loans and grants from the California State Coastal Conservancy.

The North Coast Area Plan (NCAP) contains provisions relating to LCSLO's promotion of the TDC Program, as well as implementation of the CCSD's Buildout Reduction Program (BRP) through the acquisition of vacant lots and retirement of development rights. The TDC program voluntarily retires lots within designated sensitive resource areas of Monterey Pine Forest Habitat by recording a conservation easement or other document on the property. The building potential of the retired lot is then transferred to a buildable lot outside of the CCSD to allow for development of dwellings with a larger square footage than would otherwise be allowed by planning area standards. LCSLO manages the program, coordinating land purchases or donations with lot owners and eventually turning the land over to the CCSD for long term management.

The TDC Lot Retirement Program was established in the late 1980's as a way to address concerns over the development of antiquated and substandard lots in Cambria. Several thousand parcels created in the 1920's and 1930's are located on densely forested and steeply sloped lands. Rapid development threatened the rare Monterey Pine Forest and presented erosion and sedimentation concerns, as well as further straining the area's already limited water supply.



**MEMORANDUM OF UNDERSTANDING**  
(Cambria / Lodge Hill TDC Program)

This Memorandum of Understanding (“MOU”) is entered into as of the date last written below by and between THE LAND CONSERVANCY OF SAN LUIS OBISPO COUNTY, a California nonprofit corporation (“LCSLO”), and the CAMBRIA COMMUNITY SERVICES DISTRICT, a special district (“CCSD”).

Recitals

A. WHEREAS, LCSLO is a California nonprofit corporation, qualified under Section 501(c)(3) of the Internal Revenue Code, whose primary purpose is the preservation, protection, or enhancement of land in its natural, scenic, historical, agricultural, forested, and/or open space condition.

B. WHEREAS, LCSLO administers a Transfer of Development Credits (“TDC”) Program, pursuant to which LCSLO acquires fee title to real property within the Lodge Hill area of Cambria, California that has been identified as a priority for acquisition, because it contains sensitive natural resources and subsequently sells the development rights associated with the real property, transferring the potential development away from the property containing the sensitive natural resources to a location where additional development is desired or deemed more appropriate.

C. WHEREAS, upon the acquisition of a property within the Lodge Hill area of Cambria, California (each a “Lot”) and the removal of the development rights pursuant to the TDC Program, LCSLO desires to transfer the Lots to a public entity to serve as the long-term fee title owner.

D. WHEREAS, due to small size of the Lots established by the antiquated subdivision of the Lodge Hill area of Cambria, landowners frequently own groups of one or more contiguous Lots. ~~A group of one or more contiguous Lots is referred to herein as “Parcel.”~~

E. WHEREAS, CCSD is willing to serve as the public entity owner of the Parcels, with each Parcel to be transferred to CCSD in accordance with the terms of this MOU.

F. WHEREAS, LCSLO and CCSD desire to enter into this MOU to memorialize the terms and conditions on which Parcels acquired by LCSLO will be transferred to CCSD going forward from the date of this MOU.

NOW, THEREFORE, for good and valuable consideration, the receipt and adequacy of which are acknowledged, the parties agree as follows:

**1. Acquisition of Parcels by LCSLO.** LCSLO will acquire Parcels by donation or purchase from landowners. ~~The transfer of title to a Parcel from the landowner to LCSLO will be accomplished through an escrow. It is the parties’ intent that as Parcels are acquired by LCSLO, they will be immediately transferred to CCSD, either through one single escrow or two related escrows. In deciding whether to accept a particular Parcel proposed for acquisition by LCSLO, LCSLO will conduct such due diligence as LCSLO deems prudent. Upon identification of a Parcel for acquisition by LCSLO and no later than the opening of escrow for the acquisition of a Parcel, LCSLO will notify CCSD of the pending Parcel acquisition. ~~Upon request by CCSD,~~ LCSLO will provide CCSD with copies of any contracts entered into with the ~~donating-conveying~~ landowner, as well as any and all due diligence materials obtained by LCSLO in connection with a Parcel acquisition, including without limitation preliminary title reports, appraisals, surveys and donor disclosures. ~~For each Parcel acquisition transaction, the contract or escrow instructions between the LCSLO and the donating-conveying landowner shall provide CCSD with the right to conduct due diligence concerning the Parcel and the right to approve the acquisition of the Parcel, and that as a condition of close of escrow, CCSD shall have approved of the acquisition in writing. ~~If CCSD desires any additional due diligence be conducted, CCSD shall be free to conduct such due diligence at its own expense. LCSLO shall be~~~~~~

responsible for any other costs and expenses of the Parcel acquisition transaction with the landowner that are not otherwise paid for by the landowner. Upon fee title to a Parcel being transferred to LCSLO, LCSLO will record on title to said Parcel an Offer to Dedicate Conservation and Scenic Easement and Declaration of Restrictions in substantially the form attached hereto as Exhibit A (“OTD”).

**2. Transfer of Parcels to CCSD.** Immediately following transfer of title of a Parcel from a landowner to LCSLO and recordation of an OTD, LCSLO shall transfer fee title to said Parcel to CCSD by recordation of a Grant Deed in substantially the form attached hereto as Exhibit B (“Grant Deed”). There shall be no monetary consideration paid by CCSD to LCSLO for conveyance of a Parcel to CCSD. LCSLO and CCSD shall split equally ~~split~~ (on a 50/50 basis) any escrow fees charged in connection with the transfer of a Parcel from LCSLO to CCSD, and CCSD shall be responsible for any other expenses of the transfer (such as recording fees, transfer taxes (if any), and title insurance premiums).

**3. AS IS Transfer.** CCSD acknowledges and agrees that the Parcels will be transferred by LCSLO to CCSD in their AS IS, WHERE IS condition without any representations or warranties of any kind, including but not limited to representations or warranties relating to the physical condition of the Parcels, the boundaries of the Parcels, title to the Parcels or any matters affecting title to the Parcels. CCSD shall have satisfied itself with all matters concerning a given Parcel prior to LCSLO’s acquisition of the Parcel from the landowner. The parties further acknowledge that LCSLO shall retain the rights to the TDCs from the Parcels and may sell and transfer those TDCs pursuant to the TDC program.

**4. Conservation Easement.** As a condition of the transfer of title to each Parcel to CCSD, LCSLO and CCSD shall execute a Deed of Conservation Easement in substantially the form attached hereto as Exhibit C (“Conservation Easement”), as well as Baseline Documentation (as defined in the Conservation Easement). The Conservation Easement shall be recorded on title to each Parcel immediately following recordation of a Grant Deed.

**5. Number of Transactions.** Commencing on the date that this MOU is fully executed and continuing thereafter until duly terminated, CCSD agrees to accept the transfer of up to twenty (20) Parcels per calendar year under the terms and conditions of this MOU.

**6. State Coastal Conservancy.** The parties agree to comply with any requirements of the State Coastal Conservancy regarding the transfer of title to Parcels from LCSLO to CCSD; LCSLO shall bear the costs associated therewith.

**7. Term and Termination.** This MOU shall be effective as of the date it is fully executed by LCSLO and CCSD and shall continue in effect until terminated in accordance with this Section 7. Either LCSLO or CCSD may terminate this MOU by providing prior written notice of termination to the other. Any Parcel acquisitions ~~in~~ process for which CCSD has given written approval pursuant to Section 1, above, at the time a termination notice is given shall be completed according to the terms set forth in this MOU, unless both LCSLO and CCSD agree otherwise in writing.

**8. Prompt Action.** In performing their respective rights and obligations in connection with both a Parcel acquisition and the transfer of a Parcel from LCSLO to CCSD, both LCSLO and CCSD will act promptly so as not to cause delays in the transaction.

**9. General Provisions.**

a. Binding on Successors. This MOU shall be binding on, and inure to the benefit of, the parties to it and their respective heirs, legal representatives, successors and assigns.

b. Entire Agreement. This MOU, including the foregoing recitals and the attached exhibits, constitute the entire agreement between the parties relating to the transfer of the Property. Any prior agreements, promises, negotiations, or representations not expressly set forth in this MOU are of no force and effect. Any



amendment to this MOU shall be of no force and effect unless it is in writing and signed by the party to be bound thereby.

c. No Broker's Commission. Each party represents to the other that it has not used a real estate broker in connection with this MOU or the transaction contemplated hereby. In the event any person asserts a claim for a broker's commission or finder's fee, the party on account of whose conduct or actions the claim is asserted will indemnify, defend, and hold the other party harmless from said claim.

d. Notices. Any notice, delivery, or other communication pursuant to this MOU shall be in writing and shall be deemed to be properly given if mailed to the following persons:

If to LCSLO:                               The Land Conservancy of San Luis Obispo County  
Attn: Executive Director  
P.O. Box 12206  
San Luis Obispo, CA 93406

If to CCSD:                                 Cambria Community Services District  
Attn: General Manager  
1316 Tamson Drive, Suite 201  
Cambria, CA 93428

Any party may change the party's address for these purposes by giving written notice of the change to the other party in the manner provided in this paragraph.

e. Attorneys' Fees. In the event of any legal action or proceeding arising out of or relating to this MOU, the prevailing party shall be entitled to receive from the non-prevailing party, in addition to any other relief that may be granted, the reasonable attorneys' fees, costs, and expenses incurred in the action or proceeding by the prevailing party.

f. Governing Law. This MOU and the legal relations between the parties shall be governed by and construed in accordance with the laws of the State of California.

g. Severability. Each provision of this MOU is severable from any and all other provisions of this MOU. Should any provision of this MOU be for any reason unenforceable, the balance shall nonetheless be of full force and effect.

*[Signatures appear on following page]*

IN WITNESS WHEREOF, the parties have executed this MOU effective as of the date last written below.

**CCSD:**

**LCSLO:**

CAMBRIA COMMUNITY SERVICES  
DISTRICT, a special district

THE LAND CONSERVANCY OF SAN LUIS  
OBISPO COUNTY, a California nonprofit  
corporation

By: \_\_\_\_\_

By: \_\_\_\_\_

Name: \_\_\_\_\_

Name: Kaila Adriane Dettman Hooker

Title: \_\_\_\_\_

Title: Executive Director

Date: \_\_\_\_\_

Date: \_\_\_\_\_

List of Exhibits

- Exhibit A     OTD
- Exhibit B     Grant Deed
- Exhibit C     Conservation Easement

**EXHIBIT A**

OTD

**EXHIBIT B**

CONSERVATION EASEMENT

**EXHIBIT 3**

CONSERVATION EASEMENT

TO: Board of Directors

AGENDA NO. **6.F.**

FROM: Jerry Gruber, General Manager  
Patrick O'Reilly, Finance Manager

-----  
Meeting Date: June 22, 2017

Subject: CONSIDERATION OF ADOPTION OF  
RESOLUTION 24-2017 ESTABLISHING  
FISCAL YEAR 2017/2018  
APPROPRIATIONS LIMIT

---

**RECOMMENDATIONS:**

Staff recommends that the Board of Directors adopt the attached Resolution 24-2017 establishing the appropriations limit from tax proceeds for Fiscal Year 2017/2018.

**FISCAL IMPACT:**

There are no fiscal or personnel impacts.

**DISCUSSION:**

Annually, the CCSD is required to calculate the expenditure appropriations limit from tax proceeds to determine compliance with Propositions 4 (Gann Initiative) and 111 (Spending Limitation Act of 1990). This calculation is based on the previous year's appropriations limit multiplied by the per capita personal income percentage change and multiplied again by the population percentage change. The State Department of Finance provides both the population change and the per capita personal income change for the previous fiscal year.

The CCSD is responsible for dividing revenues between tax and non-tax and applying the formula to the cumulative appropriations limit. For Fiscal Year 2017/2018, the appropriations limit has been calculated to be \$2,859,685.

This calculation means that the CCSD cannot receive more than \$2,859,685 in tax-based revenues in Fiscal Year 2017/2018. The estimated tax-based revenues for Fiscal Year 2017/2018 have been calculated to be \$2,289,961, approximately \$569,724 less than the appropriations limit. Therefore, the CCSD is in compliance with Article XIIB of the California Constitution.

Attachment: Resolution 24-2017 and Exhibit A to Resolution 24-2017

-----  
BOARD ACTION: Date \_\_\_\_\_ Approved: \_\_\_\_\_ Denied: \_\_\_\_\_

UNANIMOUS: \_\_\_ RICE \_\_\_ SANDERS \_\_\_ THOMPSON \_\_\_ BAHRINGER \_\_\_ FARMER

RESOLUTION 24-2017  
June 22, 2017

A RESOLUTION OF THE BOARD OF DIRECTORS OF  
THE CAMBRIA COMMUNITY SERVICES DISTRICT  
ADOPTING A TAX PROCEEDS EXPENDITURE  
APPROPRIATIONS LIMIT FOR FISCAL YEAR 2017/2018

WHEREAS, Government Code Section 7900 et seq. provide for the effective and efficient implementation of Article XIII B of the California Constitution; and

WHEREAS, Government Code Section 7900 et seq. provide that each year, the governing body of each local jurisdiction shall, by resolution establish the annual adjustment factors to be used and the tax proceeds expenditure appropriations limit.

NOW, THEREFORE, BE IT RESOLVED by the Board of Directors of the Cambria Community Services District as follows:

The appropriations limit for Fiscal Year 2017-18 is hereby set at Two Million Eight Hundred Fifty-Nine Thousand Six Hundred Eighty-Five Dollars (\$2,859,685).

Documentation used in the determination of the tax proceeds expenditure appropriations limit is attached hereto as Exhibit A and incorporated herein by this reference.

This Resolution is effective upon adoption.

PASSED AND ADOPTED THIS 22<sup>nd</sup> day of June, 2017.

AYES:

NOES:

ABSENT:

\_\_\_\_\_  
Amanda Rice, President  
Board of Directors

ATTEST:

APPROVED AS TO FORM:

\_\_\_\_\_  
Monique Madrid, District Clerk

\_\_\_\_\_  
Timothy J. Carmel, District Counsel



**Exhibit A to Resolution 24-2017**

**CAMBRIA COMMUNITY SERVICES DISTRICT  
2017-2018 APPROPRIATIONS LIMIT  
AND BUDGETED APPROPRIATIONS SUBJECT TO LIMIT**

2016-2017 APPROPRIATIONS COMPARISON

Limit for 2016-2017	\$ 2,748,847
Budgeted Appropriations Subject to Limitation	<u>2,400,387</u>
Amount Under Limit	<u><u>\$ 348,460</u></u>

2017-2018 APPROPRIATIONS LIMIT CALCULATION

Consumer Price Index & Population Ratio (Unincorporated SLO County):		
Per Capita Cost of Living Increase:	3.690%	
Converted to Ratio		1.0369
Population Increase:	<u>0.330%</u>	
Converted to Ratio		<u>1.0033</u>
Calculation of Factor		1.0403
2017-2018 Limit: 1.0403 x \$2,748,847	\$ 2,859,685	

2017-2018 BUDGETED APPROPRIATIONS SUBJECT TO LIMITATION

Secured and Unsecured Taxes	\$ 2,266,674
Special District Augmentation Fund	0
Home Owner Property Tax Relief	<u>23,287</u>
Total	<u><u>\$ 2,289,961</u></u>

2017-2018 APPROPRIATIONS COMPARISON

Limit for Fy 2017- 2018	\$ 2,859,685
Budgeted Appropriations Subject to Limitation	<u>2,289,961</u>
Amount Under Limit	<u><u>\$ 569,724</u></u>

## CAMBRIA COMMUNITY SERVICES DISTRICT

TO: Board of Directors

AGENDA NO. **6.G.**FROM: Jerry Gruber, General Manager  
William Hollingsworth, Fire Chief

Meeting Date: June 22, 2017

Subject: CONSIDERATION OF ADOPTION  
OF RESOLUTION 32-2017  
APPROVING AWARD OF FIRE  
HAZARD FUEL REDUCTION  
CONTRACT**RECOMMENDATIONS:**

Adopt Resolution 32-2017 approving:

1. The award of the Fire Hazard Fuel Reduction Program contract to Mike Rice; and
2. Authorizing the General Manager to sign the contract for the 2017 Fire Hazard Fuel Reduction Program.

**FISCAL IMPACT:**

All costs for clearing the parcels are billed directly to the property owner by the CCSD. Any unpaid billing will be collected via the San Luis Obispo County Tax Roll for calendar year 2018 in accordance with the provisions of Health and Safety Code Sections 14875 et seq. CCSD administrative fees are also included in the charges.

**DISCUSSION:**

In accordance with the procedures in Health and Safety Code Section 14875 et seq., as part of its annual Fire Hazard Fuel Reduction Program (FHFRP) the CCSD contracts to provide for the removal of dangerous fuels and vegetation that have not been timely abated by property owners. Accordingly, the CCSD issued a Request for Proposals ("RFP") for a contractor to abate and remove the fuels and vegetation. Proposals were due on June 13 at 4:00 PM. The RFP is attached for reference.

One contractor proposal was received by the deadline and evaluated by the CCSD based upon the selection criteria outlined in the FHFRP RFP and contract documents. The contractor that has been selected, Mike Rice, submitted a responsive proposal, which is attached for reference. The 2017 FHFRP Agreement is also attached.

## Attachments:

- Request for Proposals
- Mike Rice's proposal
- Resolution 32-2017 and Exhibit A FHFRP Agreement

BOARD ACTION: Date \_\_\_\_\_ Approved: \_\_\_\_\_ Denied : \_\_\_\_\_

UNANIMOUS: \_\_\_ RICE \_\_\_ SANDERS \_\_\_ BAHRINGER \_\_\_ THOMPSON \_\_\_ FARMER

**Fire Hazard Fuel Reduction Program**  
**Request for Proposals (RFP)**  
**May 25, 2017**

**CONTRACT REQUIREMENTS FOR FIRE HAZARD FUEL REDUCTION  
PROPOSALS/BIDS**

The Cambria Community Services District (CCSD) is seeking proposals by Contractors for the Fire Hazard Fuel Reduction Program for 2017.

CCSD has notified approximately two thousand (~2000) parcel owners to abate their property of dried weeds, down trees or slash. Those parcels that do not comply with the requirements are placed on the CCSD's Contract list. Typically, between fifty and one hundred and fifty (50-150) parcels are placed on the CCSD's contract list.

**Required Scope and Schedule of Work**

The contractor selected will be required to provide weed abatement services as specified in the attached Exhibit C, entitled "***Fire Department Fire Hazard Fuel Reduction Policy 2017 – Scope of Services,***" according to a schedule described in Exhibit B, "***2017 Fire Hazard Fuel Reduction Schedule.***"

**Required Cost of Proposal, Qualifications, and Agreement**

Those Contractors submitting proposals must complete and submit the attached form, identified as Exhibit E, entitled "***Cambria Community Services District Fire Hazard Fuel Reduction Program – 2017, Cost Proposal Form.***" The required information is specified in the form and includes the following:

1. Types of equipment to be used and the cost of each to the property owner, including operator costs.
2. Move on Fee, as described in Exhibit E.
3. Charges, per yard, for hauling away the debris.
4. All equipment must be inspected by the Fire Department for required fire safety items and spark arrestors.
5. Pictures shall be taken by the Contractor before and after each lot is abated (as directed by the Cambria CSD Fire Department), logged with the lot abatement record and submitted to the Fire Department.

**Other Requirements**

A dated cover letter, signed by a person fully authorized to act on behalf of the **CONTRACTOR**, must be submitted with the proposal. The letter must indicate that the **CONTRACTOR** agrees to be bound by the proposal without modifications, unless mutually agreed by the **CONTRACTOR** and CCSD.

A statement of qualifications and a list of five (5) references must be provided, along with documentation demonstrating the **CONTRACTOR's** ability to maintain accurate records.

The selected **CONTRACTOR** will be required to sign the Fire Hazard Fuel Reduction Agreement with the CCSD, and must provide proof of insurance coverage as indicated in Exhibit A, "***Legal Relations and Responsibilities to the Public,***" prior to commencing

**any** work for the CCSD. The Cambria Community Services District, its officers, Board Members, managers and employees must be named as co-insured or additional insured.

A “***Cash Deposit to Secure Faithful Performance***” will also be required (Exhibit D). All equipment must be inspected by the Fire Department to assure that all fire safety standards are met, including operational spark arrestors where required.

### **Proposal Evaluation**

Proposals will be evaluated on the basis of the following criteria:

1. Stated costs to the property owner - 60%
2. Various types of equipment to be used by contractor - 10%
3. Prior demonstrated ability to maintain accurate records - 10%
4. Ability to complete the contract by September 5, 2016 and prior record of timely clearance completion - 20%

### **Proposal Deadline**

**All proposals must be delivered to the CCSD Administration Office, located at 1316 Tamsen Street, Suite 201, Cambria CA. 93428, by 4:00 PM, Tuesday, June 13, 2017.**

An evaluation of proposals and selection of Contractors who meet the stated requirements will occur after the proposal deadline. The selection is subject to approval by the CCSD Board of Directors at the regular meeting on Thursday, June 22, 2017.

**Proposals not meeting all the required standards will not be considered!**

**Bid proposals must contain the following four documents or they will not be considered:**

1. Copy of a Fire Wise Defensible Space Field Training certificate for field supervisor(s);
2. Completed copy of the “*Bid Proposal Form*” (Exhibit E);
3. Signed cover letter, as defined and stipulated in the ‘Other Requirements’ first paragraph of the RFP;
4. A signed statement of qualifications and list of 5 references, as stipulated in the ‘Other Requirements’ second paragraph of the RFP.

If you have any questions, please contact the CCSD Fire Department at (805) 927-6240.

**CAMBRIA COMMUNITY SERVICES DISTRICT  
FIRE DEPARTMENT**

***William Hollingsworth***

## 2017 FIRE HAZARD FUEL REDUCTION PROGRAM AGREEMENT

This Fire Hazard Fuel Reduction Program Agreement (“Agreement”) is made upon the date of execution, as set forth below, by and between, **CONTRACTOR** and the Cambria Community Services District ("**CCSD**"). The parties hereto, in consideration of the mutual covenants contained herein, hereby agree to the following terms and conditions:

It is understood and agreed to:

### SCHEDULE OF CHARGES

The **CCSD** will pay the **CONTRACTOR** based upon the schedule of charges per the attached ***Bid Proposal Form***, attached hereto as Exhibit “E.”

### DOCUMENTS INCORPORATED BY REFERENCE

Exhibits “A,” “B,” “C,” “D,” and “E,” attached hereto, are hereby incorporated by reference and made a part of this Agreement as if fully set forth herein.

### OBLIGATIONS OF CONTRACTOR

- A. The **CONTRACTOR** shall furnish and maintain throughout the term of this Agreement all proper insurance coverage as specified in "*Legal Relations and Responsibilities to the Public*" (Exhibit A).
- B. All work shall be completed as depicted in the “*Fire Hazard Fuel Reduction Schedule*” (Exhibit B). At all times the **CONTRACTOR’s** work shall be subject to the approval of the Fire Chief or his designee.
- C. The **CONTRACTOR** shall become familiar, and shall fully comply with the **CCSD** “*Fire Hazard Fuel Reduction Policy*” (Exhibit C).
- D. Upon award of contractor, the **CONTRACTOR** shall furnish a “*Cash Deposit to Secure Faithful Performance*” (Exhibit D).
- E. The **CONTRACTOR** agrees to timely and fully perform or provide the services specified in this Agreement.
- F. The **CONTRACTOR** must submit packaged bills for lots cleared, including a cover page that lists the number of lots cleared and the total cost of the packaged bills.
- G. All parcel clearing charges must be submitted to the **Cambria CSD Fire Department** by August 28, 2017, at 4:00 P.M. Failure to deliver the parcel clearance charges to the **CCSD** by this date will result in a 10% withholding of all charges that are delivered late to the **CCSD** as liquidated damages, assessed against the **CONTRACTOR**.

## MINIMUM AMOUNT OF SERVICE BY CONTRACTOR

**CONTRACTOR** agrees to devote the necessary hours to perform the services set forth in this Agreement in an efficient and effective manner. **CONTRACTOR** may represent, perform services for, and be employed by additional individuals or entities, at **CONTRACTOR's** sole discretion, as long as the performance of these extra-contractual services does not interfere with or present a conflict with **CCSD** business.

## GENERAL PROVISIONS

TERM: This Agreement will become effective on the date of execution set forth below, and will continue until terminated as provided herein.

SERVICES TO BE PERFORMED: **CONTRACTOR** agrees to perform or provide the services specified in this Agreement.

**CONTRACTOR** shall determine the method, details and means of performing the above-referenced services.

**CONTRACTOR** may, at **CONTRACTOR's** own expense, employ such assistants as **CONTRACTOR** deems necessary to perform the services required of **CONTRACTOR** by this Agreement. **CCSD** may not control, direct or supervise **CONTRACTOR's** assistants or employees in the performance of those services.

TOOLS AND INSTRUMENTALITIES: **CONTRACTOR** shall provide all tools, equipment and instruments to perform the services required under this Agreement.

## TERMINATION OF AGREEMENT

TERMINATION ON NOTICE: Notwithstanding any other provision of this Agreement, any party hereto may terminate this Agreement, at any time, without cause by giving at least **thirty (30) days'** prior written notice to the other parties to this Agreement.

TERMINATION ON OCCURRENCE OF STATED EVENTS: This Agreement shall terminate automatically on the occurrence of any of the following events:

- (1) Bankruptcy or insolvency of any party;
- (2) Sale of the business of any party;
- (3) The end of the **thirty (30) day** notice period as set forth above;
- (4) The completion of the work specified under Exhibit C; or
- (5) Assignment of this Agreement by **CONTRACTOR** without the prior written consent of the **CCSD**.

TERMINATION BY ANY PARTY FOR DEFAULT OF CONTRACTOR: Should any party default in the performance of this Agreement or materially breach any of its provisions, a non-breaching party, at their option, may terminate this Agreement, immediately, by giving written notice of termination to the breaching party.

OPTION TO EXTEND: If **CONTRACTOR** has completed all work and obligations set forth

in this Agreement satisfactorily, at the discretion of the **CCSD**, the Agreement may be extended through **September, 2018**. In that event, the **CCSD** will provide **CONTRACTOR** with an updated Exhibit B consisting of the Fire Hazard Fuel Reduction Program 2018 Schedule and all the terms governing this Agreement shall remain in effect according to the deadlines contained therein, unless sooner terminated.

**MISCELLANEOUS:**

**REMEDIES:** The remedies set forth in this Agreement shall not be exclusive, but shall be cumulative with, and in addition to, all remedies now or hereafter allowed by law or equity.

**NO WAIVER:** The waiver of any breach by any party of any provision of this Agreement shall not constitute a continuing waiver or a waiver of any subsequent breach of this Agreement.

**ASSIGNMENT:** This Agreement is specifically not assignable by **CONTRACTOR** to any person or entity. Any assignment or attempt to assign by **CONTRACTOR**, whether it be voluntary or involuntary, by operation of law or otherwise, is void and is a material breach of this Agreement giving rise to a right to terminate as set forth in this Agreement.

**ATTORNEYS' FEES:** In the event of any controversy, claim or dispute between the parties hereto, arising out of or related to this Agreement, or the breach thereof, the prevailing party shall be entitled, in addition to other such relief as may be granted, to a reasonable sum as and for attorneys' fees.

**NOTICES:** Except as otherwise expressly provided by law, any and all notices or other communication required or permitted by this Agreement or by law to be served on or given to any party to this agreement shall be in writing and shall be deemed duly served and given when personally delivered or, in lieu of such personal service, when deposited in the United States mail, first-class postage prepaid, addressed as follows for each respective party:

**CCSD**

General Manager  
Cambria Community Services District  
PO Box 65  
Cambria CA 93428

**CONTRACTOR**

\_\_\_\_\_  
\_\_\_\_\_  
\_\_\_\_\_

**GOVERNING LAW:** This Agreement and all matters relating to this Agreement shall be governed by the laws of the State of California in force at the time any need for the interpretation of this Agreement or any decision or holding concerning this Agreement arises. Any action arising out of or related to this Agreement shall be filed in the State court in the State of California with jurisdiction over San Luis Obispo County.

**BINDING EFFECT:** This Agreement shall be binding on and shall inure to the benefit of the heirs, executors, administrators, successors and assigns of the parties hereto, but nothing in this section shall be construed as consent by **CCSD** to any assignment of this Agreement or an interest in this Agreement.

**SEVERABILITY:** Should any provision of this Agreement be held by a court of competent



jurisdiction or by a legislative or rulemaking act to be either invalid, void or unenforceable, the remaining provisions of this Agreement shall remain in full force and effect, unimpaired by the holding, legislation or rule.

**SOLE AND ENTIRE AGREEMENT:** This Agreement constitutes the sole and entire Agreement between the parties with respect to the subject matter hereof. This Agreement correctly set forth the obligations of the parties hereto to each other as of the date of this Agreement. All Agreements or representations respecting the subject matter of this Agreement not expressly set forth or referred to in this Agreement are null and void.

**TIME:** Time is expressly declared to be of the essence in this Agreement.

**DUE AUTHORITY:** The parties hereby represent that the individuals executing this Agreement are expressly authorized to do so on and in behalf of the parties.

**CONSTRUCTION:** The parties agree that each has had an opportunity to have their counsel review this Agreement and that any rule of construction to the effect that ambiguities are to be resolved against the drafting shall not apply in the interpretation of this Agreement or any amendments or exhibits thereto. The captions of the sections are for convenience and reference only, and are not intended to be construed to define or limit the provisions to which they relate.

**AMENDMENTS:** Amendments to this Agreement shall be made only with the mutual written consent of all of the parties to this Agreement.

Executed on this \_\_\_\_ day of \_\_\_\_\_, 2017 at Cambria, California.

**CAMBRIA COMMUNITY SERVICES DISTRICT**

**CONTRACTOR**

By: \_\_\_\_\_  
Jerry Gruber, General Manager

By: \_\_\_\_\_  
Its: \_\_\_\_\_

Attest:

\_\_\_\_\_  
Monique Madrid, District Clerk

Approved As To Form:

\_\_\_\_\_  
Timothy J. Carmel, District Counsel

## EXHIBIT "A"

### LEGAL RELATIONS AND RESPONSIBILITIES TO THE PUBLIC

Contractor's Insurance: The **CONTRACTOR** shall not commence work under this contract until he has obtained all insurance required under this Section and such insurance has been approved by the **CCSD** as to form, amount and carrier. Nor shall the **CONTRACTOR** allow any subcontractor to commence work on his subcontract until similar insurance required of the subcontractor has been so obtained and approved.

- (a) Workers Compensation Insurance: The **CONTRACTOR** shall establish and maintain, during the life of this contract, workers compensation insurance in a minimum amount of **One Million Dollars (\$1,000,000)** for all employees working under this Agreement, and in case any work is sublet, **CONTRACTOR** shall require subcontractor similarly to provide workers compensation insurance. **CONTRACTOR** shall indemnify the **CCSD** for any damage resulting to it from failure of either **CONTRACTOR** or the subcontractor to procure or maintain such insurance.
- (b) Commercial General Liability Insurance: The **CONTRACTOR** shall procure and maintain during the life of this contract, such public liability and property damage insurance as shall protect the **CCSD**, its elected and appointed boards, officers, agents and employees, **CONTRACTOR**, and any subcontractor performing work covered by this Contract from claims for damage for bodily injury including death, as well as claims for property damage which may arise from **CONTRACTOR's** or subcontractor's operations under this contract, whether such operations be by the **CONTRACTOR**, or by any subcontractor, or by anyone directly or indirectly employed by either **CONTRACTOR** or subcontractor, and in the minimum amount of **One Million Dollars (\$1,000,000)**.
- (c) Auto Liability: **CONTRACTOR** shall possess and maintain auto liability insurance (Business Auto Coverage Form) for all vehicles used in the provision of services under this Agreement. The minimum amount of auto liability insurance shall be in the amount of **One Million Dollars (\$1,000,000) per accident**.
- (d) Proof of Coverage of Insurance: Upon award of bid, **CONTRACTOR** shall furnish the **CCSD** with a Certificate of Insurance and endorsement, which shall contain the following:

"Name as Additional Insured Parties: The Cambria Community Services District, its elected and appointed boards, officers, agents and any subcontractor in the performance of work for the **CCSD**."

**Thirty (30) days'** prior notice shall be given to the **CCSD** of any reduction in insurance coverage or of insurance cancellation.

- (e) Hold Harmless Agreement: **CONTRACTOR** shall indemnify, defend at its cost and with counsel selected by the **CCSD**, and hold harmless the **CCSD** and its officers, officials, employees and agents from and against all losses, claims, demands, payments, suits, actions, recoveries and judgments of every nature and description

brought or recoverable against it or them by reason of any act, error or omission of the **CONTRACTOR**, his agents or employees, in the performance of the work.

**EXHIBIT "B"****2017**  
**FIRE HAZARD FUEL REDUCTION PROGRAM**  
**SCHEDULE**

4/27/2017	Declaration of Public Nuisance
4/28/2017	Notices sent to lot owners Lot cutting starts
5/25/2017	Advertise FHFRP Contract
6/13/2017	RFP Deadline To Be Submitted by 4PM to CCSD Admin Office
6/22/2017	Award Contract, CCSD Board Meeting
7/15/2017	<b>Abatement Deadline</b> Final Inspections
7/24/2017	CCSD Contract List for Abatement Completed Submit Contract List to Clerk for Board Packet
7/27/2017	CCSD Public Hearing/Contract List for Abatement Considered by Board for Approval
7/28/2017	CCSD Contractor Starts Lot Clearing
8/28/2017	CCSD Contractor Deadline Final Inspections

## EXHIBIT "C"

### FIRE DEPARTMENT FIRE HAZARD FUEL REDUCTION PROGRAM POLICY 2017

#### SCOPE OF SERVICES

All parcels that are placed on the Cambria Community Services District annual "Fire Hazard Fuel Reduction Program" shall adhere to the following criteria:

All clearance work must be completed by July 15, 2017. If the parcel does not conform to the requirements as stated in the notice sent to the property owner, **the parcel will go on the CCSD's contract list July 27, 2017.** The CCSD's Contractor will then be directed to abate the parcels on the contract list to the following standards:

- ▶ Limit leaves, needles, twigs, bark, cones, pods, and chips to three inches (3") in depth.
- ▶ Weeds and annual grasses should not exceed four inches (4") in height. Avoid exposing bare soil or creating a situation that would encourage erosion.
- ▶ Remove Scotch/Irish or other broom type plants, Pampas Grass, Jubata Grass and Crocosmia, also known as Fire Weed. Isolated specimens may be left with greater than ten feet (10') separation and all dead materials are removed.
- ▶ All down dead trees, tree rounds or limbs within thirty feet (30') of any structure must be removed. Tree stumps fallen over shall be cut and retain no more than 6 feet (6') of the log within this thirty foot (30') zone.
- ▶ All down trees twelve inches (12") in diameter or greater beyond thirty feet (30') from any structure may remain on the parcel. However, the entire trunk must be completely on the ground. Materials less than twelve inches (12") in diameter shall be cut and removed from the property.
- ▶ Remove ladder vegetation (dead wood) from under trees and shrubs, maintaining six feet (6') of vertical clearance for trees greater than twenty feet (20') in height.
- ▶ Remove combustible construction debris, trash and rubbish from property.
- ▶ Protect seedling pines, oaks and native shrubs by flagging them prior to cutting weeds.

#### Other Conditions

- ▶ The Contractor shall photograph each parcel with a digital camera (as directed by the CCSD Fire Department) before and after abatement. Pictures shall be taken from the same spot, incorporating the same view. The before and after pictures shall include all flagged vegetation. Pictures shall include the date and the Assessor's Parcel Number (APN) on the picture. The Contractor shall provide a digital photo file in a .jpg format which is compatible with CCSD software (CD, thumb drive, etc.), as well as hard copies of all pictures.

- ▶ All internal combustion powered equipment shall have approved and functional spark arresters on the exhaust.
- ▶ A fire extinguisher (ABC type) of at least five (5) pounds capacity shall be immediately available at the work site. A minimum of two and one half (2½) gallons of water must be available for vegetation fire extinguishment at all times by portable means. Examples are a pressurized water extinguisher, Hudson type pump sprayer or back-pump.
- ▶ All abatement work assigned to the CCSD Contractor shall begin no later than July 28, 2017 and must be completed August 28, 2017.
- ▶ All parcels shall be completely abated as prescribed to the property line, street and adjoining easements.
- ▶ ALL MATERIAL FROM ALL PARCELS SHALL BE HAULED AWAY OR APPROVAL WILL BE DENIED, however tree limbs/rounds should not be removed from the Cambria area due to Pine Pitch Canker control requirements.

**DEBRIS SHALL NOT BE DUMPED ON ADJOINING OR UNCLEARED PORTIONS OF LOTS.**

**ANY EVIDENCE OF ILLEGAL DUMPING WILL BE PROSECUTED TO THE FULLEST EXTENT OF THE LAW.**

**EXHIBIT "D"****2017 ANNUAL FIRE HAZARD FUEL REDUCTION PROGRAM****CASH DEPOSIT TO SECURE FAITHFUL PERFORMANCE**

This Agreement is to secure the performance of the 2017 FIRE HAZARD FUEL REDUCTION PROGRAM AGREEMENT ("FHFRP Agreement") between \_\_\_\_\_, ("CONTRACTOR") and the Cambria Community Services Department ("CCSD"). By this Agreement the CONTRACTOR pledges that a Cash Deposit in the amount of Five Thousand Dollars (\$5,000) ("Cash Deposit") shall be made with the CCSD and shall be held by the CCSD in trust for the purpose of guaranteeing the faithful performance by the CONTRACTOR in completing the services under the FHFRP Agreement.

The CCSD will hold said Cash Deposit, determined to be one hundred percent (100%) of the estimated cost of said services, until such time that the CCSD authorizes its release. CONTRACTOR and CCSD acknowledge that the funds will be available for immediate use and no interest will be due CONTRACTOR or owed by the CCSD on the Cash Deposit. The CCSD shall authorize the release of the Cash Deposit that is not otherwise applied or released under this Agreement to the CONTRACTOR after the acceptance of the services described in the FHFRP Agreement.

If the CONTRACTOR fails to complete the improvements pursuant to the FHFRP Agreement, then the CCSD shall submit a signed statement to the CONTRACTOR providing notice that said services have not been completed to the satisfaction of the CCSD and as required by the CONTRACTOR pursuant to the FHFRP Agreement. CONTRACTOR agrees the Cash Deposit shall be released by the CCSD to complete said services. No further notice is required by the CCSD to the CONTRACTOR for the CCSD to use the Cash Deposit to complete the services and no additional permission from the CONTRACTOR will be required for the Cash Deposit to be used for completing the services.

Upon completion of the services in accordance with the FHFRP Agreement, and the acceptance thereof by the CCSD, the Cash Deposit, minus those additional expenses described below, remaining shall be returned to the CONTRACTOR or his assignee. The CCSD shall keep records of the how Cash Deposit was spent to complete the services.

This Agreement may be modified or revoked only with the written consent of both the CONTRACTOR and the CCSD.

The CONTRACTOR acknowledges that the CCSD shall be entitled to recover its costs and reasonable expenses, including reasonable attorneys' fees, incurred in connection with the enforcement of the CONTRACTOR's agreements herein. The undersigned CONTRACTOR agrees to pay all expenses in connection herewith and that any portion of the Cash Deposit not used for completion of the services may be used to reimburse the CCSD for these costs and expenses.



The undersigned hereby agree to all of the above terms and conditions of this Agreement in regards to a Cash Deposit made for the purpose of guaranteeing faithful performance of the services under the FHFRP Agreement.

**CAMBRIA COMMUNITY SERVICES  
DISTRICT**

**CONTRACTOR**

By: \_\_\_\_\_  
Jerry Gruber, General Manager

By: \_\_\_\_\_  
Its: \_\_\_\_\_

**EXHIBIT "E"**

**CAMBRIA COMMUNITY SERVICES DISTRICT  
FIRE HAZARD FUEL REDUCTION PROGRAM - 2017  
BID PROPOSAL FORM**

**SCHEDULE OF PROPOSED CHARGES:**

The bidder shall set forth for each item of work, in clearly legible figures, a unit price for the item in the respective spaces provided for this purpose.

A. Maximum charge for moving equipment onto a lot: \$\_\_\_\_\_

B. Type of equipment and cost per hour, including operator:

1. Tractor with mower \$\_\_\_\_\_

2. High wheel mower \$\_\_\_\_\_

3. Weed-eater \$\_\_\_\_\_

4. Chainsaw \$\_\_\_\_\_

5. Other equipment (list with charges): \_\_\_\_\_  
 \_\_\_\_\_  
 \_\_\_\_\_

6. Dump and haul fee (charge by cubic yard) \$\_\_\_\_\_

C. Laborer charge (per person/per hour) \$\_\_\_\_\_

D. Pictures – before and after \$\_\_\_\_\_

I, the undersigned, declare that I am authorized to submit a proposal on behalf of the stated business, have carefully examined Exhibits "A," "B," and "C," and hereby propose to do all the work necessary to complete the project in accordance with the provisions, policies and regulations stated in the attached Fire Hazard Fuel Reduction Agreement:

NAME OF PROPOSER: \_\_\_\_\_

ADDRESS: \_\_\_\_\_

SIGNATURE OF PROPOSER: \_\_\_\_\_

TITLE: \_\_\_\_\_

DATE: \_\_\_\_\_

**Mike Rice**

Forest, Yard & Garden  
Contractor Lic# 859364  
P.O. Box 204  
Cambria, CA. 93428  
(805) 927-3310  
[mikerice@thegrid.net](mailto:mikerice@thegrid.net)

May 20, 2017

Cambria Community Services District  
Cambria Fire Department  
Fire Chief Hollingsworth  
2850 Burton Drive  
Cambria, CA 93428

Dear Chief Hollingsworth,

Every year the districts "Fire Hazard Fuel Reduction" program is one of the most important, for the safety and well being of our forested community. I am seeking consideration as the Fire Hazard Fuel Reduction contractor for 2017. I am experienced in fire safe environments, a certified FF1 fire academy graduate and through my years as a CMB Dept. volunteer firefighter.

My experience of 34 years in my own landscape business and C.C.S.D. Fire Hazard Fuel Reduction program requirements for pre-contract weed abatement, in Cambria has given me a unique insight as to what "Fire Hazard Fuel Reduction" needs to be. I take pride in the fact that I know how to create a defensible space, while maintaining the native plants that pose no threat, as in my continuing work for the S.L.O. Land Conservancy.

I agree to be bound by the Fire Hazard Fuel Reduction proposal - 2017, without modifications, unless mutually agreed by the contractor and CCSD. I look forward to the upcoming evaluation and selection. Thank you.

Sincerely yours,

  
Michael Rice

Enclosure: Statement of Qualifications and references.

**Mike Rice**

Forest, Yard, & Garden  
 Contractor Lic. # 859364  
 P.O. Box 204  
 Cambria, CA. 93428  
 (805) 927-3310  
[mikerice@thegrid.net](mailto:mikerice@thegrid.net)

**Statement of Qualifications**

C.C.S.D. Fire Hazard Reduction - 2017

Mike Rice - Gardening has grown into a Forest, Yard, & Garden landscape business in the last 34 years of business serving the Cambria community. Service that includes weed abatement, defensible forested yard space, landscaping, terrain loading, and knowledge of native and non-native plants. Besides ongoing general maintenance of client's property, I have had approximately 200 repeat weed abatement contracts for the past 26 years. I maintain all required insurance for workers, liability and vehicles. In 2005 and 2006, I was engaged as a paid adviser/consultant for the Green Space, California Releaf, Cambria Fire Department "Native Plant Identification and Fire Wise Defensible Space Field Training" certificate program. I am a holder of the above certificate. I take great pride in producing informed quality workmanship, in a timely fashion.

**Field Experience**

- 34 years experience with C.C.S.D. Fire Hazard Fuel Reduction program requirements, including timely completion of pre-contract weed abatement.
- Thorough knowledge of A.P.N. maps.
- 43 years avid horticulturist.

**Technical Knowledge and Education**

- Landscape Contractor Lic. # 859364
- Fire hazard reduction and fuels
- Allen Hancock Fire Academy - Certified FF 1 -fire fighter
- Past pay-call volunteer - Cambria Fire Department
- Qualified Applicator license for Ag./ Right of Way / Landscape, # QAL 108686

**Safety**

I have a pro-active commitment to safe working conditions and the equipment for my employees and the environment. I have EMT 1 training and worked with the Cambria Community Health Care District, (1987-2002)



**References**

- Bob Hill - Land Conservancy SLO County 544-9096
- Heidi Holmes-Nagy - CMB Health Care District 927-8304
- Rick Hawley – Greenspace Director 927-2866
- Steve Bitto – CMB Fire (Ret.) 927-5738
- Kathe Tanner – Cambrian/Tribune Reporter 927-4140

## EXHIBIT "E"

**CAMBRIA COMMUNITY SERVICES DISTRICT**  
**FIRE HAZARD FUEL REDUCTION PROGRAM - 2017**  
**BID PROPOSAL FORM**

**SCHEDULE OF PROPOSED CHARGES:**

The bidder shall set forth for each item of work, in clearly legible figures, a unit price for the item in the respective spaces provided for this purpose.

- A. Maximum charge for moving equipment onto a lot: \$ 35.00
- B. Type of equipment and cost per hour, including operator:
- |   |                        |
|---|------------------------|
| 1. Tractor with mower                       | \$ <u>50.00</u>        |
| 2. High wheel mower                         | \$ _____               |
| 3. Weed-eater                               | \$ <u>18.00</u>        |
| 4. Chainsaw                                 | \$ <u>18.00</u>        |
| 5. Other equipment (list with charges):     | <u>chipper \$50.00</u> |
| _____                                       | _____                  |
| _____                                       | _____                  |
| 6. Dump and haul fee (charge by cubic yard) | \$ <u>16.00</u>        |
- C. Laborer charge (per person/per hour) \$ 18.00
- D. Pictures – before and after \$ .50 each printed  
*N/C in Digital Format*

I, the undersigned, declare that I am authorized to submit a proposal on behalf of the stated business, have carefully examined Exhibits "A," "B," and "C," and hereby propose to do all the work necessary to complete the project in accordance with the provisions, policies and regulations stated in the attached Fire Hazard Fuel Reduction Agreement:

NAME OF PROPOSER: \_\_\_\_\_

ADDRESS: \_\_\_\_\_

SIGNATURE OF PROPOSER: \_\_\_\_\_

TITLE: \_\_\_\_\_

DATE: \_\_\_\_\_





Certifies that

**Michael Rice**

Has completed the 2017 Weed Abatement Workshop

Cambria, California

May 6, 2017

A handwritten signature in cursive script, reading "Constance Higdon Gannon", is written over a horizontal line.

Constance Higdon Gannon  
Executive Director

Program funded in part by  
*San Luis Obispo County Fire Wise  
Committee with a grant from Cal Fire  
and the California Greenhouse Gas  
Reduction Fund*



RESOLUTION 32-2017  
June 22, 2017

A RESOLUTION OF THE BOARD OF DIRECTORS OF THE  
CAMBRIA COMMUNITY SERVICES DISTRICT APPROVING AN AWARD OF  
THE 2017 FIRE HAZARD FUEL REDUCTION PROGRAM CONTRACT

**WHEREAS**, as part of its annual program to abate dangerous weeds and vegetation, the Cambria Community Services District (CCSD) conducts an annual Fire Hazard Fuel Reduction Program (FHFRP) in accordance with the provisions of Health and Safety Code Section 14875 et seq.; and

**WHEREAS**, under the FHFRP, lots on which the nuisance fire hazard vegetation has not been timely removed by the owners are to be cleared and abated by the CCSD FHFRP contractor; and

**WHEREAS**, in order to select a contractor for the 2017 FHFRP a Request for Proposals (RFP) was advertised and the proposals that were submitted were evaluated in accordance with the criteria set forth in the RFP and contract documents; and

**WHEREAS**, based upon that evaluation the contractor, Mike Rice, has been selected as the lowest most responsive proposal.

**NOW, THEREFORE, BE IT RESOLVED** that the Board of Directors of the Cambria Community Services District hereby:

1. Approves an Agreement for the 2017 Fire Hazard Fuel Reduction Program with Mike Rice, which Agreement is attached hereto as Exhibit A.
2. Authorizes the General Manager to make minor revisions to the Agreement.
3. Authorizes the General Manager to execute the Agreement.

AYES:

NOES:

ABSENT:

PASSED AND ADOPTED THIS 22<sup>nd</sup> day of  
June, 2017.

\_\_\_\_\_  
Amanda Rice, President  
Board of Directors

ATTEST:

APPROVED AS TO FORM:

\_\_\_\_\_  
Monique Madrid, District Clerk

\_\_\_\_\_  
Timothy J. Carmel, District Counsel

## 2017 FIRE HAZARD FUEL REDUCTION PROGRAM AGREEMENT

This Fire Hazard Fuel Reduction Program Agreement ("Agreement") is made upon the date of execution, as set forth below, by and between, **CONTRACTOR** and the Cambria Community Services District ("**CCSD**"). The parties hereto, in consideration of the mutual covenants contained herein, hereby agree to the following terms and conditions:

It is understood and agreed to:

### SCHEDULE OF CHARGES

The **CCSD** will pay the **CONTRACTOR** based upon the schedule of charges per the attached ***Bid Proposal Form***, attached hereto as Exhibit "E."

### DOCUMENTS INCORPORATED BY REFERENCE

Exhibits "A," "B," "C," "D," and "E," attached hereto, are hereby incorporated by reference and made a part of this Agreement as if fully set forth herein.

### OBLIGATIONS OF CONTRACTOR

- A. The **CONTRACTOR** shall furnish and maintain throughout the term of this Agreement all proper insurance coverage as specified in "*Legal Relations and Responsibilities to the Public*" (Exhibit A).
- B. All work shall be completed as depicted in the "*Fire Hazard Fuel Reduction Schedule*" (Exhibit B). At all times the **CONTRACTOR's** work shall be subject to the approval of the Fire Chief or his designee.
- C. The **CONTRACTOR** shall become familiar, and shall fully comply with the **CCSD** "*Fire Hazard Fuel Reduction Policy*" (Exhibit C).
- D. Upon award of contractor, the **CONTRACTOR** shall furnish a "*Cash Deposit to Secure Faithful Performance*" (Exhibit D).
- E. The **CONTRACTOR** agrees to timely and fully perform or provide the services specified in this Agreement.
- F. The **CONTRACTOR** must submit packaged bills for lots cleared, including a cover page that lists the number of lots cleared and the total cost of the packaged bills.
- G. All parcel clearing charges must be submitted to the **Cambria CSD Fire Department** by August 28, 2017, at 4:00 P.M. Failure to deliver the parcel clearance charges to the **CCSD** by this date will result in a 10% withholding of all charges that are delivered late to the **CCSD** as liquidated damages, assessed against the **CONTRACTOR**.

## MINIMUM AMOUNT OF SERVICE BY CONTRACTOR

**CONTRACTOR** agrees to devote the necessary hours to perform the services set forth in this Agreement in an efficient and effective manner. **CONTRACTOR** may represent, perform services for, and be employed by additional individuals or entities, at **CONTRACTOR's** sole discretion, as long as the performance of these extra-contractual services does not interfere with or present a conflict with **CCSD** business.

## GENERAL PROVISIONS

TERM: This Agreement will become effective on the date of execution set forth below, and will continue until terminated as provided herein.

SERVICES TO BE PERFORMED: **CONTRACTOR** agrees to perform or provide the services specified in this Agreement.

**CONTRACTOR** shall determine the method, details and means of performing the above-referenced services.

**CONTRACTOR** may, at **CONTRACTOR's** own expense, employ such assistants as **CONTRACTOR** deems necessary to perform the services required of **CONTRACTOR** by this Agreement. **CCSD** may not control, direct or supervise **CONTRACTOR's** assistants or employees in the performance of those services.

TOOLS AND INSTRUMENTALITIES: **CONTRACTOR** shall provide all tools, equipment and instruments to perform the services required under this Agreement.

## TERMINATION OF AGREEMENT

TERMINATION ON NOTICE: Notwithstanding any other provision of this Agreement, any party hereto may terminate this Agreement, at any time, without cause by giving at least **thirty (30) days'** prior written notice to the other parties to this Agreement.

TERMINATION ON OCCURRENCE OF STATED EVENTS: This Agreement shall terminate automatically on the occurrence of any of the following events:

- (1) Bankruptcy or insolvency of any party;
- (2) Sale of the business of any party;
- (3) The end of the **thirty (30) day** notice period as set forth above;
- (4) The completion of the work specified under Exhibit C; or
- (5) Assignment of this Agreement by **CONTRACTOR** without the prior written consent of the **CCSD**.

TERMINATION BY ANY PARTY FOR DEFAULT OF CONTRACTOR: Should any party default in the performance of this Agreement or materially breach any of its provisions, a non-breaching party, at their option, may terminate this Agreement, immediately, by giving written notice of termination to the breaching party.

OPTION TO EXTEND: If **CONTRACTOR** has completed all work and obligations set forth



in this Agreement satisfactorily, at the discretion of the **CCSD**, the Agreement may be extended through **September, 2018**. In that event, the **CCSD** will provide **CONTRACTOR** with an updated Exhibit B consisting of the Fire Hazard Fuel Reduction Program 2018 Schedule and all the terms governing this Agreement shall remain in effect according to the deadlines contained therein, unless sooner terminated.

**MISCELLANEOUS:**

**REMEDIES:** The remedies set forth in this Agreement shall not be exclusive, but shall be cumulative with, and in addition to, all remedies now or hereafter allowed by law or equity.

**NO WAIVER:** The waiver of any breach by any party of any provision of this Agreement shall not constitute a continuing waiver or a waiver of any subsequent breach of this Agreement.

**ASSIGNMENT:** This Agreement is specifically not assignable by **CONTRACTOR** to any person or entity. Any assignment or attempt to assign by **CONTRACTOR**, whether it be voluntary or involuntary, by operation of law or otherwise, is void and is a material breach of this Agreement giving rise to a right to terminate as set forth in this Agreement.

**ATTORNEYS' FEES:** In the event of any controversy, claim or dispute between the parties hereto, arising out of or related to this Agreement, or the breach thereof, the prevailing party shall be entitled, in addition to other such relief as may be granted, to a reasonable sum as and for attorneys' fees.

**NOTICES:** Except as otherwise expressly provided by law, any and all notices or other communication required or permitted by this Agreement or by law to be served on or given to any party to this agreement shall be in writing and shall be deemed duly served and given when personally delivered or, in lieu of such personal service, when deposited in the United States mail, first-class postage prepaid, addressed as follows for each respective party:

**CCSD**  
General Manager  
Cambria Community Services District  
PO Box 65  
Cambria CA 93428

**CONTRACTOR**  
\_\_\_\_\_  
\_\_\_\_\_  
\_\_\_\_\_  
\_\_\_\_\_

**GOVERNING LAW:** This Agreement and all matters relating to this Agreement shall be governed by the laws of the State of California in force at the time any need for the interpretation of this Agreement or any decision or holding concerning this Agreement arises. Any action arising out of or related to this Agreement shall be filed in the State court in the State of California with jurisdiction over San Luis Obispo County.

**BINDING EFFECT:** This Agreement shall be binding on and shall inure to the benefit of the heirs, executors, administrators, successors and assigns of the parties hereto, but nothing in this section shall be construed as consent by **CCSD** to any assignment of this Agreement or an interest in this Agreement.

**SEVERABILITY:** Should any provision of this Agreement be held by a court of competent

jurisdiction or by a legislative or rulemaking act to be either invalid, void or unenforceable, the remaining provisions of this Agreement shall remain in full force and effect, unimpaired by the holding, legislation or rule.

**SOLE AND ENTIRE AGREEMENT:** This Agreement constitutes the sole and entire Agreement between the parties with respect to the subject matter hereof. This Agreement correctly set forth the obligations of the parties hereto to each other as of the date of this Agreement. All Agreements or representations respecting the subject matter of this Agreement not expressly set forth or referred to in this Agreement are null and void.

**TIME:** Time is expressly declared to be of the essence in this Agreement.

**DUE AUTHORITY:** The parties hereby represent that the individuals executing this Agreement are expressly authorized to do so on and in behalf of the parties.

**CONSTRUCTION:** The parties agree that each has had an opportunity to have their counsel review this Agreement and that any rule of construction to the effect that ambiguities are to be resolved against the drafting shall not apply in the interpretation of this Agreement or any amendments or exhibits thereto. The captions of the sections are for convenience and reference only, and are not intended to be construed to define or limit the provisions to which they relate.

**AMENDMENTS:** Amendments to this Agreement shall be made only with the mutual written consent of all of the parties to this Agreement.

Executed on this \_\_\_\_ day of \_\_\_\_\_, 2017 at Cambria, California.

**CAMBRIA COMMUNITY SERVICES DISTRICT**

**CONTRACTOR**

By: \_\_\_\_\_  
Jerry Gruber, General Manager

By: \_\_\_\_\_  
Its: \_\_\_\_\_

Attest:

\_\_\_\_\_  
Monique Madrid, District Clerk

Approved As To Form:

\_\_\_\_\_  
Timothy J. Carmel, District Counsel



**EXHIBIT "A"****LEGAL RELATIONS AND RESPONSIBILITIES TO THE PUBLIC**

Contractor's Insurance: The **CONTRACTOR** shall not commence work under this contract until he has obtained all insurance required under this Section and such insurance has been approved by the **CCSD** as to form, amount and carrier. Nor shall the **CONTRACTOR** allow any subcontractor to commence work on his subcontract until similar insurance required of the subcontractor has been so obtained and approved.

- (a) Workers Compensation Insurance: The **CONTRACTOR** shall establish and maintain, during the life of this contract, workers compensation insurance in a minimum amount of **One Million Dollars (\$1,000,000)** for all employees working under this Agreement, and in case any work is sublet, **CONTRACTOR** shall require subcontractor similarly to provide workers compensation insurance. **CONTRACTOR** shall indemnify the **CCSD** for any damage resulting to it from failure of either **CONTRACTOR** or the subcontractor to procure or maintain such insurance.
- (b) Commercial General Liability Insurance: The **CONTRACTOR** shall procure and maintain during the life of this contract, such public liability and property damage insurance as shall protect the **CCSD**, its elected and appointed boards, officers, agents and employees, **CONTRACTOR**, and any subcontractor performing work covered by this Contract from claims for damage for bodily injury including death, as well as claims for property damage which may arise from **CONTRACTOR's** or subcontractor's operations under this contract, whether such operations be by the **CONTRACTOR**, or by any subcontractor, or by anyone directly or indirectly employed by either **CONTRACTOR** or subcontractor, and in the minimum amount of **One Million Dollars (\$1,000,000)**.
- (c) Auto Liability: **CONTRACTOR** shall possess and maintain auto liability insurance (Business Auto Coverage Form) for all vehicles used in the provision of services under this Agreement. The minimum amount of auto liability insurance shall be in the amount of **One Million Dollars (\$1,000,000) per accident**.
- (d) Proof of Coverage of Insurance: Upon award of bid, **CONTRACTOR** shall furnish the **CCSD** with a Certificate of Insurance and endorsement, which shall contain the following:
- "Name as Additional Insured Parties: The Cambria Community Services District, its elected and appointed boards, officers, agents and any subcontractor in the performance of work for the **CCSD**."
- Thirty (30) days'** prior notice shall be given to the **CCSD** of any reduction in insurance coverage or of insurance cancellation.
- (e) Hold Harmless Agreement: **CONTRACTOR** shall indemnify, defend at its cost and with counsel selected by the **CCSD**, and hold harmless the **CCSD** and its officers, officials, employees and agents from and against all losses, claims, demands, payments, suits, actions, recoveries and judgments of every nature and description

brought or recoverable against it or them by reason of any act, error or omission of the **CONTRACTOR**, his agents or employees, in the performance of the work.



**EXHIBIT "B"****2017**  
**FIRE HAZARD FUEL REDUCTION PROGRAM**  
**SCHEDULE**

4/27/2017	Declaration of Public Nuisance
4/28/2017	Notices sent to lot owners Lot cutting starts
5/25/2017	Advertise FHFRP Contract
6/13/2017	RFP Deadline To Be Submitted by 4PM to CCSD Admin Office
6/22/2017	Award Contract, CCSD Board Meeting
7/15/2017	<b>Abatement Deadline</b> Final Inspections
7/24/2017	CCSD Contract List for Abatement Completed Submit Contract List to Clerk for Board Packet
7/27/2017	CCSD Public Hearing/Contract List for Abatement Considered by Board for Approval
7/28/2017	CCSD Contractor Starts Lot Clearing
8/28/2017	CCSD Contractor Deadline Final Inspections

**EXHIBIT "C"****FIRE DEPARTMENT FIRE HAZARD FUEL REDUCTION PROGRAM  
POLICY 2017****SCOPE OF SERVICES**

All parcels that are placed on the Cambria Community Services District annual "Fire Hazard Fuel Reduction Program" shall adhere to the following criteria:

All clearance work must be completed by July 15, 2017. If the parcel does not conform to the requirements as stated in the notice sent to the property owner, **the parcel will go on the CCSD's contract list July 27, 2017.** The CCSD's Contractor will then be directed to abate the parcels on the contract list to the following standards:

- ▶ Limit leaves, needles, twigs, bark, cones, pods, and chips to three inches (3") in depth.
- ▶ Weeds and annual grasses should not exceed four inches (4") in height. Avoid exposing bare soil or creating a situation that would encourage erosion.
- ▶ Remove Scotch/Irish or other broom type plants, Pampas Grass, Jubata Grass and Crocosmia, also known as Fire Weed. Isolated specimens may be left with greater than ten feet (10') separation and all dead materials are removed.
- ▶ All down dead trees, tree rounds or limbs within thirty feet (30') of any structure must be removed. Tree stumps fallen over shall be cut and retain no more than 6 feet (6') of the log within this thirty foot (30') zone.
- ▶ All down trees twelve inches (12") in diameter or greater beyond thirty feet (30') from any structure may remain on the parcel. However, the entire trunk must be completely on the ground. Materials less than twelve inches (12") in diameter shall be cut and removed from the property.
- ▶ Remove ladder vegetation (dead wood) from under trees and shrubs, maintaining six feet (6') of vertical clearance for trees greater than twenty feet (20') in height.
- ▶ Remove combustible construction debris, trash and rubbish from property.
- ▶ Protect seedling pines, oaks and native shrubs by flagging them prior to cutting weeds.

**Other Conditions**

- ▶ The Contractor shall photograph each parcel with a digital camera (as directed by the CCSD Fire Department) before and after abatement. Pictures shall be taken from the same spot, incorporating the same view. The before and after pictures shall include all flagged vegetation. Pictures shall include the date and the Assessor's Parcel Number (APN) on the picture. The Contractor shall provide a digital photo file in a .jpg format which is compatible with CCSD software (CD, thumb drive, etc.), as well as hard copies of all pictures.

- ▶ All internal combustion powered equipment shall have approved and functional spark arresters on the exhaust.
- ▶ A fire extinguisher (ABC type) of at least five (5) pounds capacity shall be immediately available at the work site. A minimum of two and one half (2½) gallons of water must be available for vegetation fire extinguishment at all times by portable means. Examples are a pressurized water extinguisher, Hudson type pump sprayer or back-pump.
- ▶ All abatement work assigned to the CCSD Contractor shall begin no later than July 28, 2017 and must be completed August 28, 2017.
- ▶ All parcels shall be completely abated as prescribed to the property line, street and adjoining easements.
- ▶ ALL MATERIAL FROM ALL PARCELS SHALL BE HAULED AWAY OR APPROVAL WILL BE DENIED, however tree limbs/rounds should not be removed from the Cambria area due to Pine Pitch Canker control requirements.

**DEBRIS SHALL NOT BE DUMPED ON ADJOINING OR UNCLEARED PORTIONS OF LOTS.**

**ANY EVIDENCE OF ILLEGAL DUMPING WILL BE PROSECUTED TO THE FULLEST EXTENT OF THE LAW.**



**EXHIBIT "D"****2017 ANNUAL FIRE HAZARD FUEL REDUCTION PROGRAM****CASH DEPOSIT TO SECURE FAITHFUL PERFORMANCE**

This Agreement is to secure the performance of the 2017 FIRE HAZARD FUEL REDUCTION PROGRAM AGREEMENT ("FHFRP Agreement") between \_\_\_\_\_, ("CONTRACTOR") and the Cambria Community Services Department ("CCSD"). By this Agreement the CONTRACTOR pledges that a Cash Deposit in the amount of Five Thousand Dollars (\$5,000) ("Cash Deposit") shall be made with the CCSD and shall be held by the CCSD in trust for the purpose of guaranteeing the faithful performance by the CONTRACTOR in completing the services under the FHFRP Agreement.

The CCSD will hold said Cash Deposit, determined to be one hundred percent (100%) of the estimated cost of said services, until such time that the CCSD authorizes its release. CONTRACTOR and CCSD acknowledge that the funds will be available for immediate use and no interest will be due CONTRACTOR or owed by the CCSD on the Cash Deposit. The CCSD shall authorize the release of the Cash Deposit that is not otherwise applied or released under this Agreement to the CONTRACTOR after the acceptance of the services described in the FHFRP Agreement.

If the CONTRACTOR fails to complete the improvements pursuant to the FHFRP Agreement, then the CCSD shall submit a signed statement to the CONTRACTOR providing notice that said services have not been completed to the satisfaction of the CCSD and as required by the CONTRACTOR pursuant to the FHFRP Agreement. CONTRACTOR agrees the Cash Deposit shall be released by the CCSD to complete said services. No further notice is required by the CCSD to the CONTRACTOR for the CCSD to use the Cash Deposit to complete the services and no additional permission from the CONTRACTOR will be required for the Cash Deposit to be used for completing the services.

Upon completion of the services in accordance with the FHFRP Agreement, and the acceptance thereof by the CCSD, the Cash Deposit, minus those additional expenses described below, remaining shall be returned to the CONTRACTOR or his assignee. The CCSD shall keep records of the how Cash Deposit was spent to complete the services.

This Agreement may be modified or revoked only with the written consent of both the CONTRACTOR and the CCSD.

The CONTRACTOR acknowledges that the CCSD shall be entitled to recover its costs and reasonable expenses, including reasonable attorneys' fees, incurred in connection with the enforcement of the CONTRACTOR's agreements herein. The undersigned CONTRACTOR agrees to pay all expenses in connection herewith and that any portion of the Cash Deposit not used for completion of the services may be used to reimburse the CCSD for these costs and expenses.

The undersigned hereby agree to all of the above terms and conditions of this Agreement in regards to a Cash Deposit made for the purpose of guaranteeing faithful performance of the services under the FHFRP Agreement.

**CAMBRIA COMMUNITY SERVICES DISTRICT**

**CONTRACTOR**

By: \_\_\_\_\_  
Jerry Gruber, General Manager

By: \_\_\_\_\_  
Its: \_\_\_\_\_

**EXHIBIT "E"**

**CAMBRIA COMMUNITY SERVICES DISTRICT  
FIRE HAZARD FUEL REDUCTION PROGRAM - 2017  
BID PROPOSAL FORM**

**SCHEDULE OF PROPOSED CHARGES:**

The bidder shall set forth for each item of work, in clearly legible figures, a unit price for the item in the respective spaces provided for this purpose.

A. Maximum charge for moving equipment onto a lot: \$ \_\_\_\_\_

B. Type of equipment and cost per hour, including operator:

1. Tractor with mower \$ \_\_\_\_\_

2. High wheel mower \$ \_\_\_\_\_

3. Weed-eater \$ \_\_\_\_\_

4. Chainsaw \$ \_\_\_\_\_

5. Other equipment (list with charges): \_\_\_\_\_  
 \_\_\_\_\_  
 \_\_\_\_\_

6. Dump and haul fee (charge by cubic yard) \$ \_\_\_\_\_

C. Laborer charge (per person/per hour) \$ \_\_\_\_\_

D. Pictures – before and after \$ \_\_\_\_\_

I, the undersigned, declare that I am authorized to submit a proposal on behalf of the stated business, have carefully examined Exhibits "A," "B," and "C," and hereby propose to do all the work necessary to complete the project in accordance with the provisions, policies and regulations stated in the attached Fire Hazard Fuel Reduction Agreement:

NAME OF PROPOSER: \_\_\_\_\_

ADDRESS: \_\_\_\_\_

SIGNATURE OF PROPOSER: \_\_\_\_\_

TITLE: \_\_\_\_\_

DATE: \_\_\_\_\_

CAMBRIA COMMUNITY SERVICES DISTRICT

TO: Board of Directors

AGENDA NO. **6.H.**

FROM: Jerry Gruber, General Manager  
William Hollingsworth, Fire Chief

-----

Meeting Date: June 22, 2017      Subject: CONSIDERATION OF ADOPTION OF  
RESOLUTION 30-2017 AUTHORIZING  
THE GENERAL MANAGER TO WORK  
COOPERATIVELY TO CO-LOCATE  
THE CCSD FIRE DEPARTMENT AND  
THE CCHD AMBULANCE COMPANY  
AT 2850 BURTON DRIVE

---

**RECOMMENDATIONS:**

Staff recommends that the Board of Directors consider adopting Resolution 30-2017 authorizing the General Manager to work cooperatively to co-locate the CCSD Fire Department and the Cambria Community Healthcare District (CCHD) Ambulance Company at 2850 Burton Drive.

**FISCAL IMPACT:**

The fiscal impact has not yet been determined.

**DISCUSSION:**

On Wednesday May 30, 2017, the CCSD Fire Ad-Hoc Committee, the CCHD Facilities and Buildings Ad-Hoc Committee, and staff met to discuss the possibility of co-locating at the CCSD Fire Station located at 2850 Burton Drive.

Recent storm events have rendered the CCHD Ambulance Company facility uninhabitable due to the instability of a hill directly behind it; this is in addition to numerous other deficiencies that exist at their current facility. CCHD staff is currently located in a rental property and acknowledge that the accommodations are temporary in nature.

The CCHD Board of Trustees will ultimately be making the final decision whether to improve their existing facility or look elsewhere for another temporary or more permanent housing solution. Although the expansion of the Fire Department was briefly discussed, both agencies realize that this would be a long term collaborative effort on the part of both the CCSD and the CCHD, in addition to community stakeholder input. A project of this scope would not meet the immediate needs of the CCHD.

Both Ad-Hoc Committees reached a consensus in support of offering the CCHD the use of land next to the CCSD Fire Department for temporary housing units in the form of modular type structures. Both Ad-Hoc Committees also recommended bringing the item back to their full Boards for further deliberation.

Attachments: Resolution 30-2017

-----

BOARD ACTION:    Date \_\_\_\_\_ Approved: \_\_\_\_\_ Denied: \_\_\_\_\_

UNANIMOUS: \_\_\_\_ RICE \_\_\_\_ SANDERS \_\_\_\_ THOMPSON \_\_\_\_ BAHRINGER \_\_\_\_ FARMER



RESOLUTION NO. 30-2017  
June 22, 2017

A RESOLUTION OF THE BOARD OF DIRECTORS OF THE  
CAMBRIA COMMUNITY SERVICES DISTRICT  
TO ACKNOWLEDGE A WORKING PARTNERSHIP BETWEEN THE  
CCSD AND CCHD FOR EXPANSION OF THE CAMBRIA CSD FIRE STATION

WHEREAS, the Cambria Community Services District ("District") hereby declares its intention to work in cooperation with the Cambria Community Healthcare District ("CCHD") for the purpose of creating a partnership to participate in the CAL OES Grant process to expand the Cambria CSD Fire Station; and

WHEREAS, understanding the CCHD is evaluating the relocation of its Ambulance Operations from the current location at 2535 Main Street, due to significant damage realized during the recent storm activity in January; and

WHEREAS, the CCHD is currently applying for a CAL OES Grant to address the damage sustained by the Ambulance Operations, located at 2535 Main Street, Cambria; and

WHEREAS, the 2015 Grand Jury Report "Making the Case for Efficiency: Maximizing Emergency Services in Cambria," Recommendation 4 states, "CCSD and CCHD should implement the combined organizational structure that most effectively reduces administrative costs and improves services;" and

WHEREAS, the 2015 Grand Jury Report "Making the Case for Efficiency: Maximizing Emergency Services in Cambria," Recommendation 6 states, "The CCSD and CCHD should determine how best to utilize firefighters and emergency medical services personnel within a common management organization;" and

WHEREAS, the District Fire Station, at 2850 Burton Drive, Cambria was originally built and designed to house a volunteer fire company, and not intended to house emergency personnel on a 24-hour shift schedule; and

WHEREAS, the District Ad Hoc Committee has had preliminary discussion about relocating the CCHD Ambulance Operations to the current Cambria CSD Fire Station, at 2850 Burton Drive, Cambria; and

WHEREAS, an expansion of the current District Fire Station, at 2850 Burton Drive, Cambria, would be necessary for the purpose of developing a residential addition to house all on-duty emergency personnel from both the District Fire Department and CCHD; and

WHEREAS, the District is interested in having emergency services in Cambria located at a central location wherein response times are optimized for the majority of the community.

NOW, THEREFORE, BE IT RESOLVED, by the Board of Directors of the Cambria Community Services District that the General Manager is hereby authorized to work cooperatively with the Cambria Community Healthcare District to co-locate the Cambria Community Healthcare District Ambulance Company to the Cambria Community Services District Fire Station at 2850 Burton Drive.

On the motion of Director \_\_\_\_\_, seconded by Director \_\_\_\_\_, Resolution No. 30-2017 is adopted at the Regular Meeting of the Cambria Community Services District this 22<sup>nd</sup> day of June, 2017.

\_\_\_\_\_  
Amanda Rice, President  
Board of Directors

ATTEST:

APPROVED AS TO FORM:

\_\_\_\_\_  
Monique Madrid, District Clerk

\_\_\_\_\_  
Timothy J. Carmel, District Counsel

## CAMBRIA COMMUNITY SERVICES DISTRICT

TO: Board of Directors

FROM: Jerry Gruber, General Manager  
Patrick O'Reilly Finance Manager

AGENDA NO. **7.A.**

---

Meeting Date: June 22, 2017      Subject: PUBLIC HEARING TO DISCUSS AND  
CONSIDER ADOPTION OF RESOLUTION 25-  
2017 CONFIRMING 2016 FIRE HAZARD FUEL  
REDUCTION ITEMIZED REPORT OF THE  
CAMBRIA COMMUNITY SERVICES DISTRICT

---

**RECOMMENDATIONS:**

1. Conduct a public hearing to consider the report on costs incurred for the 2016 Fire Hazard Fuel Reduction Program on parcels subject to clearing under the CCSD's Fire Hazard Fuel Reduction contract:
  - a. Open public hearing.
  - b. Receive public testimony and consider any objections from affected property owners.
  - c. Close public hearing and make any modifications to the report deemed necessary.
2. Adopt Resolution 25-2017 confirming the 2016 Fire Hazard Fuel Reduction Cost Report.

**FISCAL IMPACT:**

The CCSD's contractor's cost for performing all of the work on the parcels is \$3,830.50. This amount includes CCSD's administrative charges.

The eleven (11) outstanding parcels invoiced and listed in the cost report included in Resolution 25-2017 will be assessed on the SLO County 2017-2018 Tax Roll in the amount of \$3,830.50.

**DISCUSSION:**

This agenda item is for a public hearing that is being held in accordance with Health and Safety Code Section 14910 to consider the cost report and hear any objections to the costs incurred by the CCSD to abate weeds and fire hazards as part of the CCSD's 2016 Fire Hazard Fuel Reduction Program. At the hearing, the Board may modify the amounts as it deems necessary and adopt the attached Resolution to confirm the cost report. After the cost report has been confirmed, the Resolution will be submitted to the County and the amounts will be included and collected on each respective property owner's property tax bill, in accordance with the provisions of the Health and Safety Code. Pursuant to the requirements of Health and Safety Code Section 14906, a copy of the cost report has been posted on the District Board's chamber doors for three (3) days with a notice of the time and date when the cost report will be considered by the Board for confirmation.

The cost report provides a specific cost for each property owner subject to the charges. The charges reflect the actual contract price to remove or reduce the downed fuels and vegetation on the property, plus the CCSD's administrative charge of \$200 for the inspection, follow-up work, and managerial and administrative work performed by CCSD staff in order to submit the charges with the parcel data to the San Luis Obispo County Tax Collector for CCSD reimbursement.

It should be noted that new procedures and timing related to the collection of charges incurred by the CCSD in clearing parcels were approved by the Board May 26, 2011. The timing requirements imposed by San Luis Obispo County for inclusion of assessments on the tax roll do not fit well with the growing season for weeds in Cambria. In fact, in 2017, the County's deadline for submittal of assessments is July 21. Even the previous August 10 deadline did not fit well with the growing season, and a deadline of July 21 is impractical and unrealistic with regard to the growing season for weeds in Cambria. Based upon this change in timing, the process of confirming the costs of abatement has been moved to the following year, and accordingly the itemized cost report for 2016 is now being presented to the Board for confirmation.

The CCSD invoices affected property owners in-house and reduces the administrative fee by \$100 for property owners who pay their bill within 90 days of being invoiced by the CCSD. The properties in the cost report are those for which work the property owners have not paid after being invoiced.

Attachment: Resolution 25-2017 and Exhibit A to Resolution 25-2017

-----  
 BOARD ACTION: Date \_\_\_\_\_ Approved: \_\_\_\_\_ Denied: \_\_\_\_\_

UNANIMOUS: \_\_\_ RICE \_\_\_ SANDERS \_\_\_ THOMPSON \_\_\_ BAHRINGER \_\_\_ FARMER \_\_\_

RESOLUTION 25-2017  
June 22, 2017

A RESOLUTION OF THE BOARD OF DIRECTORS OF THE  
CAMBRIA COMMUNITY SERVICES DISTRICT  
CONFIRMING FIRE HAZARD FUEL REDUCTION ITEMIZED REPORT

WHEREAS, by Resolution No. 17-2016, the Fire Chief was directed to abate a public nuisance on certain parcels of real property located within the Cambria Community Services District; and

WHEREAS, said nuisance, consisting of noxious or dangerous weeds, live or dead vegetation located upon said parcels, has been abated under the power granted to the Cambria Community Services District by Health and Safety Code Sections 14875, et seq., and Government Code Section 61100(t), whereby the Cambria Community Services District may declare certain vegetation a public nuisance for the purpose of abating said vegetation to reduce the community wildland fire vulnerability and threat; and

WHEREAS, parcels in which the nuisance fire hazard vegetation was not removed by the owners have been cleared and abated by the Cambria Community Services District Fire Hazard Fuel Reduction Contractor, as approved by the Board of Directors in Resolution No. 17-2016; and

WHEREAS, an itemized report has been prepared showing the actual cost of said Fire Hazard Fuel Reduction to be charged to each parcel, which report is attached hereto marked "Exhibit A" and incorporated herein by reference as though here fully set forth.

NOW, THEREFORE, BE IT RESOLVED AND ORDERED by the Board of Directors of the Cambria Community Services District, as follows:

1. That the recitals set forth hereinabove are true, correct and valid.
2. That said itemized cost report entitled "Cambria Community Services District, Report of Fire Hazard Fuel Reduction 2016," a copy of which is on file in the office of the Cambria Community Services District and is available there for public inspection, be and hereby is ordered confirmed in the form set forth in said "Exhibit A."
3. That in accordance with Health and Safety Code Section 14915, the Finance Manager shall forthwith transmit a copy of this Resolution to the County Auditor.
4. That pursuant to the authority in Health and Safety Code Sections 14912, 14916 and 14917, the County Auditor and the County Tax Collector be and hereby are authorized and directed to do all acts necessary and proper to place on the

2017-2018 Tax Rolls, the respective assessments as set forth in said confirmed itemized cost report, plus such administrative fees as are allowed under the law.

5. That as a result of said confirmation and recording of said itemized cost report, pursuant to Health and Safety Code Section 14912, the amounts of the Fire Hazard Fuel Reduction costs set forth in said itemized cost report are thereby made special assessments and liens against the respective parcels of real property in the Cambria Community Services District, all as set forth in said itemized report referred to hereinabove as "Exhibit A."

PASSED AND ADOPTED THIS 22<sup>nd</sup> day of June, 2017.

AYES:

NAYS:

ABSENT:

\_\_\_\_\_  
Amanda Rice, President  
Board of Directors

ATTEST:

APPROVED AS TO FORM:

\_\_\_\_\_  
Monique Madrid, District Clerk

\_\_\_\_\_  
Timothy J. Carmel, District Counsel

**EXHIBIT "A" TO RESOLUTION 25-2017  
REPORT OF FIRE HAZARD FUEL REDUCTION 2016**

<u>Parcel</u>	<u>CONTRACTOR COST</u>	<u>ADMINISTRATIVE FEE</u>	<u>TOTAL COST</u>
022.093.019	\$337.50	\$200.00	\$537.50
022.181.038	\$112.50	\$200.00	\$312.50
023.116.021	\$107.50	\$200.00	\$307.50
023.142.030	\$107.50	\$200.00	\$307.50
023.204.022	\$117.50	\$200.00	\$317.50
023.313.020	\$105.50	\$200.00	\$305.50
023.331.001	\$197.50	\$200.00	\$397.50
023.391.048	\$107.50	\$200.00	\$307.50
024.042.017	\$142.50	\$200.00	\$342.50
024.143.021	\$177.50	\$200.00	\$377.50
024.273.017	\$117.50	\$200.00	\$317.50
TOTAL ACCOUNTS 11			<hr/> \$3,830.50



## CAMBRIA COMMUNITY SERVICES DISTRICT

TO: Board of Directors

AGENDA NO. **7.B.**FROM: Jerry Gruber, General Manager  
Patrick O'Reilly, Finance Manager

-----

Meeting Date: June 22, 2017                      Subject: PUBLIC HEARING TO DISCUSS AND CONSIDER RESOLUTION 26-2017 APPROVING A FIRE SUPPRESSION BENEFIT ASSESSMENT CONSUMER PRICE INDEX (CPI) ADJUSTMENT AT THE RATE OF 2.7% FOR FY 2017/2018

---

**RECOMMENDATIONS:**

1. Receive staff report.
2. Open public hearing.
3. Receive public comment.
4. Close public hearing.
5. Adopt Resolution 26-2017 approving a 2.7% CPI adjustment in the existing Fire Suppression Benefit Assessment rates, effective July 1, 2017, in compliance with Resolution 27-2003 and the related Engineer's Report.

**FISCAL IMPACT:**

Adoption of the resolution increases the annual fire suppression benefit assessment revenue by approximately \$11,675 for a projected total of \$444,473 for FY 2017/2018. The Fire Suppression Benefit Assessment provides supplemental funding for Fire Department operations.

**DISCUSSION:**

CCSD Resolution 27-2003 confirmed the special benefit assessment for fire suppression services. Pursuant to Government Code Section 50078 et seq., the assessment may be increased for the ensuing year based upon the Consumer Price Index for the Los Angeles/Anaheim/Riverside area, not to exceed 5.4%. The United States' Bureau of Labor Statistics recorded a 2.7% increase for the Los Angeles/Anaheim/Riverside area for the twelve month period ending March 31, 2017.

The proposed range of assessments compared with the existing rates is as follows:

	FY 2017-2018	FY 2016-2017
Vacant Lot	\$18.59	\$18.10
Single Family Residence ≤ 3600 square feet	\$92.94	\$90.50
Single Family Residence > 3600 square feet	\$139.44	\$135.77
Multi-Family Residence per Dwelling Unit	\$46.48	\$45.26
Commercial Range:		
Minimum of Commercial Range	\$278.86	\$271.53
Maximum of Commercial Range	\$2,371.92	\$2,309.56

Attachments: Resolution 26-2017

-----

BOARD ACTION:    Date \_\_\_\_\_ Approved: \_\_\_\_\_ Denied: \_\_\_\_\_

UNANIMOUS:    \_\_\_ RICE    \_\_\_ THOMPSON    \_\_\_ BAHRINGER    \_\_\_ SANDERS    \_\_\_ FARMER

RESOLUTION NO. 26-2017  
June 22, 2017

A RESOLUTION OF THE BOARD OF DIRECTORS  
OF THE CAMBRIA COMMUNITY SERVICES DISTRICT  
APPROVING THE FIRE SUPPRESSION BENEFIT ASSESSMENT CONSUMER  
PRICE INDEX ADJUSTMENT IN THE AMOUNT OF  
2.7% FOR FISCAL YEAR 2017/2018

WHEREAS, in accordance with the authority in Government Code Section 61122, a community services district may levy benefit assessments consistent with the requirements of Article XIID of the California Constitution; and

WHEREAS, the Fire Suppression Benefit Assessment was approved by a majority of the property owners in Cambria in March 2003 pursuant to Government Code Section 50075 et seq.; and

WHEREAS, Government Code Section 50078.16 provides that the Board of Directors may provide for the collection of the assessment in the same manner, and subject to the same penalties as, other fees, charges, and taxes fixed and collected by, or on behalf of the District and further provides that the County may deduct its reasonable costs incurred for that service before remittal of the balance to the District.

NOW THEREFORE, BE IT RESOLVED by the Board of Directors of the Cambria Community Services District as follows:

1. Approves a Fire Suppression Benefit Assessment Consumer Price Index Adjustment in the amount of 2.7%, effective July 1, 2017, in compliance with Resolution 27-2003 and the related Engineer's Report.
2. Thus, approves the following assessments for Fiscal Year 2017/2018:

	<b><u>FY 2017/2018</u></b>
Vacant Lot	\$18.59
Single Family Residence < 3600 sq. ft.	\$92.94
Single Family Residence > 3600 sq. ft.	\$139.44
Multi-Family Residence per Dwelling Unit	\$46.48
Commercial Range	\$278.86 – 2,371.92

3. For the 2017-2018 fiscal year, pursuant to the authority in Government Code Section 50078.16, the Board of Directors hereby elects to collect the District's Fire Suppression Benefit Assessment on the County tax roll, in the same manner, by the same person, and at the same time, together with and not separate from its taxes.

AYES:

NOES:

ABSENT:

PASSED AND ADOPTED THIS 22<sup>nd</sup> day of June, 2017.

\_\_\_\_\_  
Amanda Rice, President  
Board of Directors

ATTEST:

APPROVED AS TO FORM:

\_\_\_\_\_  
Monique Madrid, District Clerk

\_\_\_\_\_  
Timothy J. Carmel, District Counsel

## CAMBRIA COMMUNITY SERVICES DISTRICT

TO: Board of Directors

AGENDA NO. **7.C.**FROM: Jerry Gruber, General Manager  
Monique Madrid, District Clerk-----  
Meeting Date: June 22, 2017Subject: PUBLIC HEARING TO CONSIDER  
ADOPTION OF RESOLUTION 27-2017  
CONFIRMING THE ITEMIZED  
REPORT TO COLLECT DELINQUENT  
SOLID WASTE COLLECTION AND  
DISPOSAL CHARGES ON THE  
COUNTY TAX ROLLS**RECOMMENDATIONS:**

1. Receive staff report and review the itemized report for delinquent solid waste collection and disposal charges.
2. Open Public Hearing.
3. Take Public Testimony.
4. Close Public Hearing.
5. Discussion.
6. Adopt Resolution 27-2017 adopting the itemized report (Exhibit "A" to the Resolution) describing each parcel and the amount of delinquent solid waste collection and disposal charges to be collected against each parcel.

**FISCAL IMPACT:**

The property owner of record is responsible for payment. Collecting delinquent charges on the tax roll ensures the CCSD's Franchisee, Mission Country Disposal, will receive payment for solid waste collection and disposal services from owners who have not paid their bill.

**DISCUSSION:**

On October 1, 2009, the CCSD Board of Directors adopted Ordinance 02-2009 electing to have delinquent solid waste collection and disposal service charges collected on the County tax roll in accordance with the provisions of Health and Safety Code Section 5473.1 et seq.

The CCSD Board of Directors found that the timely and full payment of charges for solid waste collection and disposal services is critical for the successful operation of the CCSD's solid waste collection and disposal Franchise and elected to, by resolution, have solid waste collection and disposal charges which are delinquent at the end of any fiscal year collected on the tax roll.

Mission Country Disposal has requested and filed an itemized report with the CCSD listing all delinquent solid waste collection and disposal charges for collection on the 2017/2018 tax roll. Outstanding charges total approximately \$2,592.00.

The Board is required to hold a hearing at which it is to consider all objections and protests to the itemized report. Pursuant to Health and Safety Code Section 5473.3, at the conclusion of the hearing the Board may adopt, revise, change, reduce or modify any charge or overrule any or all objections. The attached Resolution has been prepared for Board consideration to approve and adopt the report. Thereafter it will be filed with the County Auditor-Controller and the amounts of the delinquent charges will be entered as charges against the parcels and collected on the annual bills for taxes levied against the respective parcels.

Attachments: Resolution 27-2017  
Exhibit A to Resolution 27-2017

---

BOARD ACTION:    Date \_\_\_\_\_ Approved: \_\_\_\_\_ Denied: \_\_\_\_\_

UNANIMOUS:    \_\_\_ RICE    \_\_\_ THOMPSON    \_\_\_ BAHRINGER    \_\_\_ SANDERS    \_\_\_ FARMER

RESOLUTION NO. 27-2017  
JUNE 22, 2017

A RESOLUTION OF THE BOARD OF DIRECTORS OF THE CAMBRIA  
COMMUNITY SERVICES DISTRICT APPROVING AND ADOPTING THE  
ITEMIZED REPORT AND AUTHORIZING DELINQUENT SOLID WASTE  
COLLECTION AND DISPOSAL SERVICE CHARGES TO BE  
COLLECTED ON TAX ROLL

WHEREAS, the Board of Directors ("Board") of the Cambria Community Services District ("District") makes the following findings of fact:

1. On October 1, 2009, the District Board duly adopted Ordinance No. 02-2009 pursuant to which the District elected to have delinquent solid waste collection and disposal service charges collected on the tax roll in the same manner, by the same persons, and at the same time as its general taxes, all pursuant to applicable Government and Health and Safety Codes; and

2. In accordance with Health and Safety Code Section 5473.1, the District Clerk has mailed letters to owners of real property notifying them of the District's intent to have such solid waste collection and disposal service charges delinquent as of May 15, 2017, placed on the 2017-2018 County tax roll for collection, pursuant to Health and Safety Code Sections 5473 and 5473a by filing a written report with the Auditor-Controller's office of the County of San Luis Obispo, containing a description of each parcel of real property with delinquent solid waste collection and disposal service charges, the amount of those delinquent charges, and the owner thereof; and

3. In accordance with the requirements of Health and Safety Code Section 5473.1, the District Clerk has caused a notice to be published of the time and place of the public hearing to be held before the District Board at which time all interested persons will be given the opportunity to present oral or written testimony for or against said report or any portions thereof; and

4. On or before July 21, 2017, the final filing date established by the County Auditor-Controller's Office, the Finance Manager must submit all changes, additions and deletions to such list on a final filing basis; and

5. In accordance with San Luis Obispo County regulations, as of July 1, 2008 a fee of \$36.00 will be charged for each assessment removed or revised from the assessment listing occurring on a tax bill after extension. Thus, any charge levied against the District for change(s) in an assessment amount of a property owner that is not the result of District error will be subsequently invoiced and collected by the District from the property owner of record.

NOW, THEREFORE, BE IT RESOLVED, by the Board of Directors of the Cambria Community Services District as follows:

Section 1. The above findings are true and correct, and are incorporated herein by this reference.

Section 2. The Board hereby approves and adopts the itemized report describing the delinquent solid waste collection and disposal service charges attached hereto as Exhibit "A" and hereby authorizes such charges to be collected on the County real property tax roll, pursuant to the procedures set forth in Health and Safety Code Section 5473 et seq.

Ayes:  
Nays:  
Absent:

PASSED AND ADOPTED this 22<sup>nd</sup> day of June, 2017.

\_\_\_\_\_  
Amanda Rice Board President

ATTEST:

APPROVED AS TO FORM:

\_\_\_\_\_  
Monique Madrid, District Clerk

\_\_\_\_\_  
Timothy Carmel, District Counsel



**Exhibit A to Resolution 27-2017**

321

Cust No.	Customer Name	Parcel No.	Service Address	Bill Name	Bill Address	Bill City	>120 Day	Fin Chrg	Total
8004616	PEARSON, EDWARD	023-292-009	2543 LEONA DR	PEARSON, EDWARD	2543 LEONA DR	CAMBRIA , CA 93428-491	324.70	90.48	415.18
8004762	DONE, CLAUDIA	022-032-041	422 WEYMOUTH ST	CLAUDIA DONE FAMILY TRUST	32420 2ND PLS	FEDERAL WAY, WA 98003	302.98	85.15	388.13
10080423	DONE, CLAUDIA P	022-093-033	683 MAIN ST STE B	DONE, CLAUDIA P	32420 2ND PL S	FEDERAL WAY, WA 98003-5777	258.33	70.00	328.33
10054151	LANKFORD, DARIN	022-261-036	950 HARTFORD ST	LANKFORD, DARIN & CYNTHIA	950 HARTFORD ST	CAMBRIA, CA 93428-2814	336.15	66.00	402.15
10049559	MC ALPINE, TIM & GINA	023-401-006	1445 HADDON DR	MC ALPINE, TIM & GINA	1445 HADDON DR	CAMBRIA, CA 93428-5125	245.97	65.20	311.17
8004231	SMALLEY, BETTY J	022-041-001	503 WEYMOUTH ST	SMALLEY, BETTY	503 WEYMOUTH	CAMBRIA , CA 93428-242	245.97	65.20	311.17
10070580	DONE, RAY	022-093-033	683 MAIN ST STE A	NO MATCH FOUND - FEB 2017	32420 2ND PL S	FEDERAL WAY, WA 98003-5777	205.38	60.00	265.38
10007822	BARRETT, RICHARD	022-291-013	399 LANCASTER ST	BARRETT, RICHARD C	399 LANCASTER	CAMBRIA , CA 93428-324	120.49	50.00	170.49

**2,039.97 552.03 2,592.00**

## CAMBRIA COMMUNITY SERVICES DISTRICT

TO: Board of Directors

AGENDA NO.

**7.D.**

FROM: Jerry Gruber, General Manager

-----

Meeting Date: June 22, 2017      Subject: PUBLIC HEARING TO DISCUSS AND  
CONSIDER ADOPTION OF  
RESOLUTION 28-2017 APPROVING  
THE CCSD BUDGET FOR FISCAL  
YEAR 2017/2018

-----

**RECOMMENDATIONS**

- Receive a staff presentation on the Proposed Final Budget for Fiscal Year 2017/2018.
- Open the public hearing.
- Receive public input.
- Close the public hearing.
- Discuss and Consider the Proposed Final Budget for Fiscal Year 2017/2018.
- Adopt Resolution 28-2017 approving the Final CCSD Budget for FY 2017/2018.

**FISCAL IMPACT**

The Proposed Fiscal Year 2017/2018 Budget would authorize total Revenue Projections, Expenditure Authorities, and changes to the Water, Wastewater, and General Fund Balances as follows:

	<u>REVENUES</u>	<u>EXPENDITURES</u>	<u>CHANGE TO FUND BALANCE</u>
<u>OPERATIONS</u>			
GENERAL FUND: FIRE	2,373,366	2,373,367	(0)
GENERAL FUND: FACILITIES & RESOURCES	638,127	638,127	(0)
GENERAL FUND: PARK & RECREATION	363,470	363,470	(0)
GENERAL FUND: ADMINISTRATION	1,854,161	1,854,161	(0)
WASTEWATER FUND	2,190,928	2,190,929	(0)
WATER FUND: OPERATIONS	2,692,916	2,549,564	143,352
WATER FUND: SWF CAP COST REC	896,446	961,852	(65,406)
WATER FUND: SWF OPERATIONS	-	-	0
<b>TOTAL OPERATIONS</b>	<b>11,009,415</b>	<b>10,931,471</b>	<b>77,947</b>
<u>CAPITAL PROJECTS</u>			
WATER FUND: SUSTAINABLE WTR FAC	0	1,351,815	(1,351,815)
<b>TOTAL CAPITAL PROJECTS</b>	<b>0</b>	<b>1,351,815</b>	<b>(1,351,815)</b>
<b>TOTAL OPERATIONS &amp; CAPITAL PROJECTS</b>	<b>11,009,415</b>	<b>12,283,286</b>	<b>(1,273,868)</b>

**DISCUSSION:**

Attached is the proposed Final Fiscal Year 2017/2018 CCSD Budget for review and consideration. A Preliminary Fiscal Year 2017/2018 Budget was considered beginning with the regular meeting of the Board of Directors on May 25, 2017. Please see the General Manager’s Budget Message for an overview of the Proposed Budget.

The District adopts a budget annually that conforms to generally accepted accounting and budgeting procedures for special districts. California Government Code section 61110 requires special districts to either adopt a preliminary budget by July 1 followed by the adoption of a final budget by September 1, or, in the absence of the adoption of a preliminary budget, to adopt a final budget by July 1. The code further requires that the District hold a public hearing on the budget at which time any person may appear and be heard regarding any item in the budget or regarding the addition of other items.

Attachments:

- A. Resolution 28-2017 of the Board of Directors of the Cambria Community Services District Approving the CCSD Budget for Fiscal Year 2017/2018
- B. Proposed Final CCSD Fiscal Year 2017/2018 Budget
- C. CCSD 2017 Board Goals

-----  
 BOARD ACTION:    Date \_\_\_\_\_ Approved: \_\_\_\_\_ Denied: \_\_\_\_\_

UNANIMOUS:    \_\_\_ RICE    \_\_\_ THOMPSON    \_\_\_ BAHRINGER    \_\_\_ SANDERS    \_\_\_ FARMER

**RESOLUTION 28-2017  
JUNE 22, 2017**

**A RESOLUTION OF THE BOARD OF DIRECTORS  
OF THE CAMBRIA COMMUNITY SERVICES DISTRICT  
APPROVING THE CCSD BUDGET FOR FISCAL YEAR 2017/2018**

**WHEREAS**, the General Manager has submitted for consideration the final Cambria Community Services District (CCSD) Fiscal Year (FY) 2017/2018 Budget; and

**WHEREAS**, the draft preliminary FY 2017/2018 CCSD Budget was introduced during a regular business item on May 25, 2017, and all persons were given an opportunity to be heard and their suggestions carefully considered; and

**WHEREAS** a public hearing on June 22, 2017, on the final FY 2017/2018 CCSD Budget was duly scheduled, advertised, and held, and all persons were given an opportunity to be heard and their suggestions carefully considered.

**NOW THEREFORE, BE IT RESOLVED** that the CCSD Board of Directors has reviewed the final FY 2017/2018 CCSD Budget for the period July 1, 2017 through June 30, 2018, and hereby finds that the Budget is a sound plan for financing and expenditure control of required CCSD operations and services, and said Budget is hereby approved.

**BE IT FURTHER RESOLVED** that the Board of Directors is aware of the potential that events beyond control of the CCSD could substantially reduce CCSD revenues and/or increase expenditures. Therefore, the General Manager may temporarily suspend the expenditure of funds within the adopted Budget if in his judgment such temporary suspension is necessary to protect the CCSD's financial position and the impact of such a temporary suspension on CCSD operations will not be substantially detrimental to CCSD services. The General Manager is directed to administer the business operations of the CCSD as called for in the Operating Budget for FY 2017/2018 and as modified by any such temporary expenditure suspension. The General Manager is further directed to report back to the CCSD Board of Directors, as necessary, with recommendations for revision of the Budget when, and if, Budget impacts are known, and specific CCSD program or service level adjustments can be formulated.

**BE IT FURTHER RESOLVED** that the CCSD Board of Directors hereby directs the General Manager to levy and collect special assessments and other fees as duly approved by the Board and to administer and expend the tax proceeds in accordance with the enabling legislation.

On the motion of Director \_\_\_\_\_, seconded by Director

\_\_\_\_\_, and the following roll call vote, to wit:

AYES:

NAYS:

ABSENT:

**PASSED AND ADOPTED** this 22<sup>nd</sup> day of June, 2017.

\_\_\_\_\_  
Amanda Rice, President  
Board of Directors

ATTEST:

APPROVED AS TO FORM:

\_\_\_\_\_  
Monique Madrid  
District Clerk

\_\_\_\_\_  
Timothy J. Carmel  
District Counsel

# **CAMBRIA COMMUNITY SERVICES DISTRICT**



**FISCAL YEAR 2017 - 2018  
FINAL BUDGET  
JUNE 22, 2017**

Cambria Community Services District  
Proposed 2017/2018 Fiscal Year Budget  
June 22, 2017  
General Manager Gruber

June 22, 2017

President Rice and CCSD Board of Directors,

I am pleased to present the Cambria Communities Services District's Proposed Annual Budget for Fiscal Year 2017/2018. The Proposed Fiscal Year 2017/2018 Budget represents \$11,009,414 in Revenues and \$10,931,471 in Expenditures. Last year's Revenues were \$10,556,065 or \$453,349 less than this year's Proposed Budget Revenues. Last year's Proposed Expenditures were \$9,053,270, or \$259,987 less than this year's Proposed Budget Expenditures. This year's Proposed Fiscal Year 2017/2018 Budget represents a 2.4% increase in expenditures compared to last Fiscal Year. Budget details for each area are provided in the attached budget.

This year's Fiscal Year 2017/2018 Budget focused on zero based budgeting methodology. Notes have been added at the end of each budget area providing detailed information supporting the proposed budget amounts.

Property Tax Revenue is allocated to the operational areas of the General Fund which include the Fire, Facility & Resources and Park & Recreation departments

The net cost to operate the Administrative Department has been fully allocated to other departments in the General Fund and to the Water and Wastewater Funds as detailed on pages 32 and 33 of the proposed budget.

After giving careful consideration to the current level of staffing and mission critical duties and the associated demands on staff, I have prepared an amended Classification Plan and Organizational Chart. The Organizational Chart is included as page 1 of the proposed budget.

In order to provide an appropriate level of responsibility, and the subsequent salary range, I met with several members of the Management Team and received their input and guidance in order to prepare an amended Classification Plan. During the various meetings, I reviewed the needs of the organization. In addition to various duties, consideration was also given to the various cost factors associated with employees such as the cost of recruitment, training, and retention. The amended plan includes adding a position to the Sustainable Water Facility (SWF) which was approved by the Board at the April 27, 2017 meeting. There are also several changes to the Administrative Department positions. The (SWF) reporting is a critical component of the District's operations and requires an assignment of a higher level of tasks to be assigned. Therefore the previous position of Administrative Technician II is being elevated to an Administrative Technician IV. Additionally, the Finance Manager has asked to have certain duties transferred to some of his staff members. This will allow for his time to be freed up to work on more critical work demands. The Utility Billing Clerk will take on Customer Service and Supervisor duties, requiring an elevation from an Administrative Technician II to an Administrative Technician III. The Customer Service/Accounts Receivable Administrative Technician will be taking on additional duties of Accounts Payable, also requiring an elevation



from an Administrative Technician I to an Administrative Technician II. Finally, the review of the duties associated with the Confidential Administrative Assistant have also been reviewed. This position has taken on duties which were not anticipated and carries the designation of, "Confidential." Acknowledging the level of responsibility for this position is equal to the level of responsibility of the Administrative Technician IV requires this position be elevated from the equivalent of less than an Administrative Technician II to an equal salary range to the Administrative Technician IV.

There is not currently any provision for vehicle replacement in the District. Since interest rates have been fairly low in recent years, staff has opted to borrow funds to purchase vehicles on a "pay as you go" basis. An alternative to that practice is to establish a vehicle replacement fund to accumulate adequate cash to pay cash for vehicles as required. A brief analysis of the cost required to establish a vehicle replacement fund revealed that alternative as being more costly than the current practice.

The attached proposed budget has the following columns:

- ACCT#: General Ledger Account Number
- ACCT DESCRIPTION: General Ledger Account Description
- FY 16/17 APPROVED BUDGET: this is the budget as amended at the Board meeting in March 2017),
- ACTUAL THROUGH 5/31/2017: Actual Expenditures for Fiscal Year 2016-17 through May 31, 2017,
- PROPOSED BUDGET FY 17-18: this is the budget being proposed by staff, and
- FY 17-18 CHANGE: The difference between the Proposed Budget and the approved Fiscal Year 2016-17 Budget.

Each budget has notes attached at the end of the budget where significant aspects of the budget are discussed.

**General Fund Analysis.** The preliminary budget for the General Fund is balanced with expenditures equaling revenues as shown below.

<u>GENERAL FUND</u>	<u>CHANGE TO</u>		
	<u>REVENUES</u>	<u>EXPENDITURES</u>	<u>FUND BALANCE</u>
<u>DEPARTMENTS:</u>			
FIRE	2,373,366	2,373,367	(0)
FACILITIES & RESOURC	638,127	638,127	(0)
PARK & RECREATION	363,470	363,470	(0)
ADMINISTRATION	1,854,161	1,854,161	(0)
<b>TOTAL GF</b>	<b>5,229,124</b>	<b>5,229,126</b>	<b>0</b>

**Fire Department.** The new method of allocating property taxes this year resulted in an increase of \$230,543 in property taxes in the Fire Department. However, the fact that property taxes are no longer allocated to the Administration Department means that there are more administrative costs that must be recovered. The new method of allocating Administrative Department costs have increased the cost allocations absorbed by the Fire Department by \$108,304. So the net increase in Fire Department revenue is \$122,239.

The budget for the Fire Department includes 3 firefighters hired under the SAFER Grant Program. That grant goes through February 2018 so only \$117,240 in grant revenue is anticipated for the year which will fund that program through February. This budget anticipates that effective March 1, 2018, the three SAFER firefighters will be hired as permanent full time Fire Fighters at a salary that is 83% of the current Fire Engineer salary. This is consistent with the difference between the current salary ranges for Fire Engineer and Fire Captain.

Adding three additional permanent Fire Fighters will add an additional \$70,650 in salary costs for the four months in Fiscal Year 2017-18 and about \$306,000 per year after that. Staff proposes funding the majority of that cost by dedicating Garbage Franchise Fees to the Fire Department and by allocating a greater share of property taxes to the Fire Department as discussed above. Staff will also seek funding from the SLO County Tourism Board to obtain financial support for the ALS services our fire department provides to the many tourists who visit our community.

In the long term, the three actions discussed in the above paragraph will provide adequate funds for the three additional fire fighters. However, for the next five years while the District is paying for a new fire truck, the cash flow from those three sources will be deficient by about \$84,000 in Fiscal Year 2017-18 and about \$165,000 for the next four fiscal years. There are adequate cash reserves available in the General Fund to make up those deficiencies and the budget for this year includes using \$84,000 from General Fund reserves to fully fund the three additional Fire Fighters and the new fire truck at the same time.

This budget also includes a grant for \$75,800 for personal protective equipment. The District has applied for the grant but has not yet received notification if the grant has been approved.

A new first out fire truck was purchased last year for delivery this year. The purchase is being financed by Muni Finance Corporation and the first annual payment for \$134,340 will be due upon delivery of the truck. That payment is included in the budget for this fiscal year.

**Facilities and Resources Department.** The Facilities & Resources Department budget is balanced. The new method of allocating property taxes this year resulted in an increase of \$22,692 in property taxes in the department. However, the fact that property taxes are no longer allocated to the Administration Department means that there are more administrative costs that must be recovered. The new method of allocating Administrative Department costs have increased the cost allocations absorbed by the department by \$11,192.

**Parks and Recreation Department.** The Park & Recreation Department budget is balanced and provides adequate funds to finish the first phase of infrastructure improvements planned for the East Ranch Park including grading, drainage, demolition and removal of the Phillips house and installation of the fence for the dog park.

The new method of allocating property taxes this year resulted in an increase of \$91,078 in property taxes in the Park & Recreation department. However, the fact that property taxes are no longer allocated to the Administration Department means that there are more administrative costs that must be recovered. The new method of allocating Administrative Department costs have increased the cost allocations absorbed by the department by \$33,913.

**Administration Department.** Two major acquisitions are being proposed in the Administration Department this year. This budget includes the purchase of a new District Administration

building at a total cost of \$797,535 to be financed over fifteen years at an annual cost of \$70,732. The District currently pays \$41,000 per year for office rent.

New administration/finance software is being proposed for \$175,000 and financed over ten years at an annual cost of \$17,500.

A proposal to purchase a co-generation plant to process wood debris has not been included in this budget. If that purchase is pursued, a co-pay of approximately \$169,000 in cash is anticipated.

The new method of allocating property taxes this year resulted in a decrease of \$374,625 in property taxes in the Administration department. The fact that property taxes are no longer allocated to the Administration Department means that there are more administrative costs that must be recovered so the cost recovered this year increased by \$511,645.

**Wastewater Fund Analysis.** On March 1, 2017, the District implemented increased water and wastewater rates which were adopted as part of the Proposition 218 process in 2015. The increases are designed to eliminate operating deficits in those funds. The new rates are reflected as a four percent increase in budgeted revenues for the Wastewater Fund.

Despite increases in sales revenue, total budgeted revenues in the Wastewater Fund have decreased by \$304,122 because the amount of loans from the General Fund have been reduced from \$485,687 to \$85,000. Last year's budget included \$85,000 for the construction and installation of the influent screen however that project could not be completed by the end of the fiscal year. So that cost has been carried over into the budget for Fiscal Year 2017-18. That will result in the actual loan required in Fiscal Year 2016-17 being reduced from \$485,687 to \$400,687. It should also be noted, that the current budget in the Wastewater Fund will be balanced with expenditures equaling revenues as opposed to the budget for last year which had a deficit of \$226,255.

Total budgeted operating expenditures are \$597,699 less than last year primarily because only one capital projects have been budgeted this year. All unknown emergency repairs have been removed from individual maintenance and repair accounts and consolidated in an Unplanned Maintenance account (GL 12 6036T 12). Staff is developing a comprehensive capital improvements plan which will be presented to the Board early in the Fiscal Year to identify other improvements which must be funded now. This budget also includes \$15,000 to fund half of a comprehensive rate study (\$15,000 is budget to come from the Water Department). That study will include a comprehensive analysis of connection fees as well as a thorough analysis of operating revenues and costs.

The new method of allocating Administrative Department costs this year have increased the cost allocations absorbed by the Wastewater Fund by \$31,323.

On April 27, 2017, the Board approved a loan in the amount of \$466,777 from the General Fund to the Wastewater Fund for the cash shortage that existed in the Wastewater Fund on June 30, 2016. This budget does not make any provision for repaying any portion of that loan or for paying any interest on that loan pending the results of the rate study discussed above.

**Water Fund: Operations Department Analysis.** On March 1, 2017, the District implemented increased water and wastewater rates which were adopted as part of the Proposition 218

process in 2015. The increases are designed to eliminate operating deficits in those funds. The new rates are reflected in the budgeted revenues for those funds.

All unknown emergent repairs have been removed from individual maintenance and repair accounts and consolidated in a Contingency Account (GL 11 6036 11).

The budget for Fiscal Year 2017-18 has a surplus of \$143,352 which partially offsets the operating loss of \$207,592 from the previous year. This budget includes only \$64,000 in capital projects which are earmarked for repairing the Stuart Street Water Tank until grants or low interest state loans can be obtained to replace the tank.

This budget also includes \$39,000 for resource conservation efforts.

**Sustainable Water Facility Analysis.** There are three budgets for the Sustainable Water Facility (SWF).

The first SWF budget is the **Capital Cost Recovery Budget**. All revenues from the monthly SWF fixed charges and the monthly SWF usage charges are included in this budget. The funds are dedicated to pay for debt service on the original loan of \$8,939,000 and to pay for maintenance of the SWF when it is not operating. The budget was developed assuming the SWF will not be operational during the fiscal year due to the heavy rainfall already received. The budget projects revenues of \$896,446 and expenditures of \$961,852 resulting in a deficit of \$65,406 for the year.

The second SWF budget is the **Operations Budget**. The additional operating revenues which are charged when the plant is operating are included in this budget. All costs associated with actually operating the plant are also included in the budget. Since the plant will not be operated this fiscal year, there is no Operations Budget.

The third AWTP budget is the **Capital Projects Budget for the Sustainable Water Facility**. This is a continuation of the budget approved last fiscal year with only two changes being proposed. The first is to delete \$105,000 for Task Order #8 on page 1 under CDM Smith Task Orders. That task order is already correctly budgeted on page 2 under Regular Coastal Development Permit. The second change is to add four hardware/software items on page 1 under SWF Expenditures: Other for equipment needed for reporting purposes.

The budgets for the Sustainable Water Facility do not include the costs of Administration Department support for SWF operations. All of those costs are included in the Water Department Operations budget.

## **CONCLUSION:**


Because of the Federal SAFER grant we received, our Fire Department has operated in a safer and more effective mode with four fire fighters manning our engine at all times. This budget includes hiring those three fire fighters on a permanent basis at a salary range equal to 83% of the Fire Engineer salary.

As an additional source of revenue, the Budget Committee recommends investigating the possibility of charging commercial water and wastewater rates to units classified as vacation

rentals. Staff will research and provide further information concerning this option in the near future.

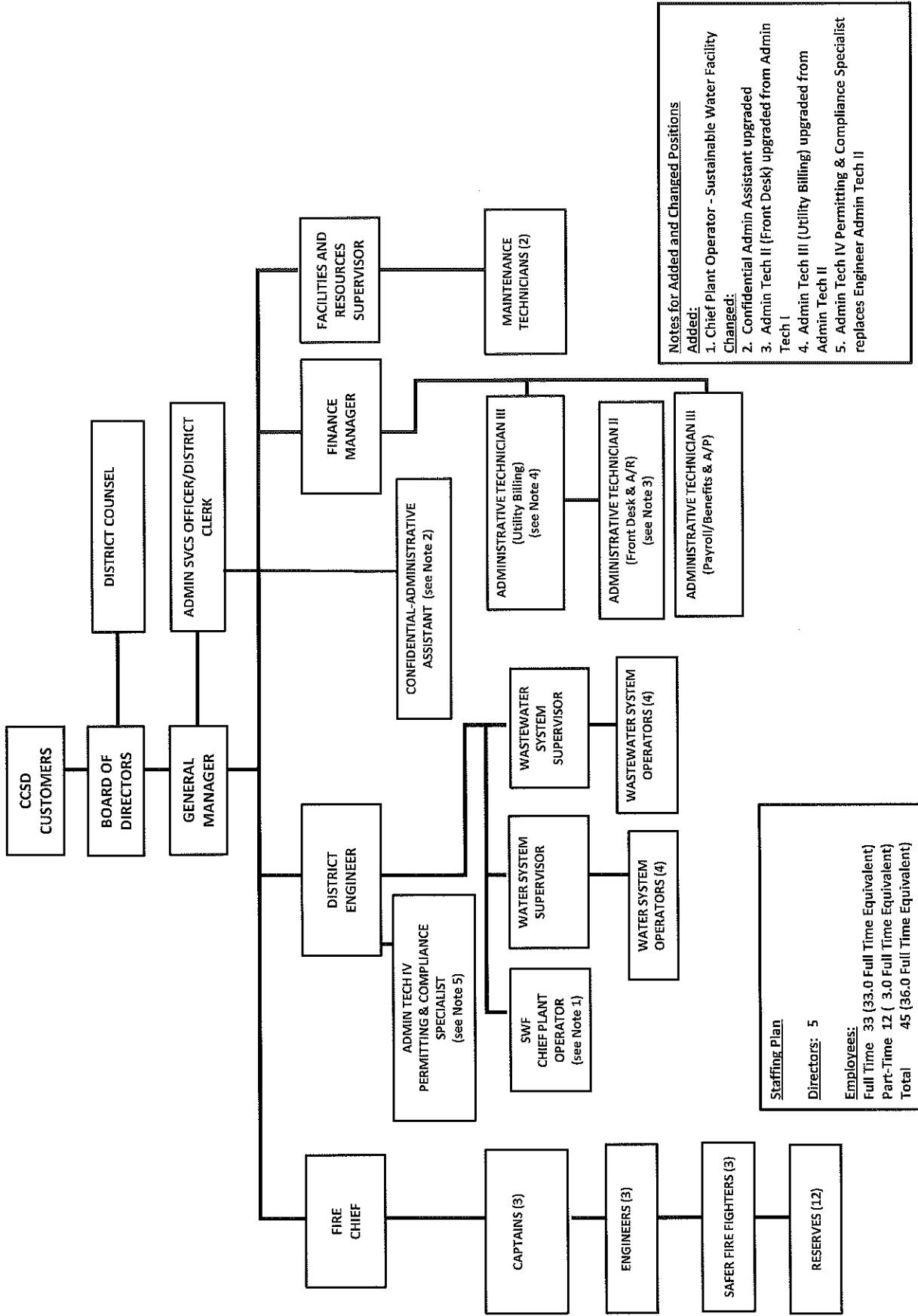
I look forward to working with the Board, with staff and with the public to implement this budget in a way that is productive and meaningful in our community.

Respectfully Submitted,

A handwritten signature in black ink, appearing to read "Jerome D. Gruber". The signature is fluid and cursive, with a large initial "J" and "G".

Jerome D. Gruber  
General Manager MPA  
Cambria Community Services District

CCSD BUDGETED ORGANIZATIONAL CHART FISCAL YEAR 2017-2018



**CAMBRIA COMMUNITY SERVICES DISTRICT  
SALARY SCHEDULE  
FOR THE PERIOD JULY 1, 2017 THROUGH JUNE 30, 2018  
APPROVED JUNE 22, 2017**

POSITION	STEP A	STEP B	STEP C	STEP D	STEP E	10 YEARS SERVICE STEP E+5%	15 YEARS SERVICE STEP E+7.5%	20 YEARS SERVICE STEP E+10%
<b>SERVICE EMPLOYEES INTERNATIONAL UNION (ANNUAL AMOUNTS)</b>								
Administrative Technician I	41,966	44,064	46,268	48,581	51,010	53,561	54,836	56,111
Water Treatment OIT	44,333	46,550	48,877	51,321	53,887	56,581	57,928	59,276
Maintenance Technician	44,555	46,782	49,121	51,577	54,156	56,864	58,218	59,572
Water Treatment Operator I	46,368	48,687	51,121	53,677	56,361	59,179	60,588	61,997
WasteWater Systems OIT	48,983	51,432	54,004	56,704	59,539	62,516	64,005	65,493
Administrative Technician II	49,970	52,469	55,092	57,847	60,739	63,776	65,295	66,813
WasteWater Systems Operator I	51,488	54,063	56,766	59,604	62,584	65,713	67,278	68,843
Water Treatment Operator II	52,526	55,152	57,910	60,805	63,845	67,038	68,634	70,230
Laboratory Technician	56,889	59,734	62,720	65,856	69,149	72,607	74,335	76,064
WasteWater Systems Operator II	58,035	60,937	63,984	67,183	70,542	74,070	75,833	77,597
Water Systems Operator T3/D2	59,501	62,476	65,600	68,880	72,324	75,940	77,748	79,556
Administrative Technician III	60,700	63,735	66,922	70,268	73,781	77,470	79,315	81,159
Administrative Technician IV	63,804	66,994	70,344	73,861	77,554	81,432	83,371	85,310
WasteWater Systems Operator III	64,123	67,329	70,696	74,231	77,942	81,839	83,788	85,736
WasteWater & Water Supervisors & SWF CPO	75,219	78,980	82,929	87,076	91,429	96,001	98,287	100,572
<b>CAMBRIA FIREFIGHTERS (IAFF LOCAL: 4635) (ANNUAL AMOUNTS)</b>								
Fire Captain	72,636	76,268	80,081	84,085	88,290	92,704	94,911	97,118
Fire Engineer	60,240	63,252	66,415	69,735	73,222	76,883	78,714	80,544
<b>CAMBRIA FIREFIGHTERS (IAFF LOCAL: 4635) (HOURLY AMOUNTS)</b>								
Firefighter (SAFER Grant)	13.65	14.33	15.05	15.80	16.59	N/A	N/A	N/A
<b>CAMBRIA RESERVE FIREFIGHTERS (HOURLY RATE: NO STEPS)</b>								
Reserve Recruit Firefighter	11.00	N/A	N/A	N/A	N/A	N/A	N/A	N/A
Reserve Firefighter	11.00	N/A	N/A	N/A	N/A	N/A	N/A	N/A
Reserve Fire Engineer	12.00	N/A	N/A	N/A	N/A	N/A	N/A	N/A
Reserve Lieutenant	13.00	N/A	N/A	N/A	N/A	N/A	N/A	N/A
<b>CAMBRIA EXEMPT EMPLOYEES (ANNUAL AMOUNTS)</b>								
Confidential - Administrative Assistant	63,804	66,994	70,344	73,861	77,554	N/A	N/A	N/A
Facilities & Resources Supervisor	71,150	74,708	78,443	82,365	86,483	N/A	N/A	N/A
District Clerk/Administrative Services Officer	100,994	106,044	111,346	116,913	122,759	N/A	N/A	N/A
Finance Manager	107,900	113,295	118,960	124,908	131,153	N/A	N/A	N/A
District Engineer/Fire Chief	113,837	119,529	125,505	131,781	138,370	N/A	N/A	N/A
General Manager	170,457	170,457	170,457	170,457	170,457	N/A	N/A	N/A



**CAMBRIA COMMUNITY SERVICES DISTRICT  
FISCAL YEAR 2017-2018 PRELIMINARY BUDGET  
ALL FUNDS/DEPARTMENTS**

DESCRIPTION	FY 16-17	ACTUAL	PROPOSED	PROPOSED	EXISTING
	APPROVED	7/1/2016	BUDGET	PRELIMINARY	BUDGET
	BUDGET	THROUGH	REVISION	BUDGET	INCREASE/ (DECREASE)
		5/30/2017		FY 17-18	
<b>OPERATING REVENUE</b>					
<u>WATER FUND:</u>					
WATER OPERATIONS	2,508,916	2,284,095	184,000	2,692,916	7.3%
SWF OPERATIONS	865,512	704,754	30,934	896,446	3.6%
<u>WASTEWATER FUND</u>					
WASTEWATER OPERATIONS	2,531,050	1,980,369	(340,122)	2,190,928	-13.4%
<u>GENERAL FUND</u>					
GENERAL FUND: FIRE	2,087,048	1,874,864	286,318	2,373,366	13.7%
GENERAL FUND: FACILITIES & RESOL	605,652	588,491	32,474	638,126	5.4%
GENERAL FUND: PARKS/REC	161,602	25,099	201,868	363,470	124.9%
GENERAL FUND: ADMIN	1,796,285	1,526,829	57,876	1,854,161	3.2%
<b>TOTAL OPERATING REVENUES</b>	<b>10,556,065</b>	<b>8,984,501</b>	<b>453,349</b>	<b>11,009,414</b>	<b>4.3%</b>
<b>OPERATING EXPENDITURES</b>					
<u>WATER FUND:</u>					
WATER OPERATIONS	2,716,508	2,507,572	(166,944)	2,549,564	-6.1%
SWF OPERATIONS	885,919	612,408	75,933	961,852	8.6%
<u>WASTEWATER FUND</u>					
WASTEWATER OPERATIONS	2,757,305	2,138,238	(566,376)	2,190,929	-20.5%
<u>GENERAL FUND</u>					
GENERAL FUND: FIRE	1,976,335	1,716,662	397,032	2,373,367	20.1%
GENERAL FUND: FACILITIES & RESOL	624,812	541,284	13,315	638,127	2.1%
GENERAL FUND: PARKS/REC	25,100	22,982	338,370	363,470	1348.1%
GENERAL FUND: ADMIN	1,685,505	1,514,124	168,656	1,854,161	10.0%
<b>TOTAL OPERATING EXPENDITURES</b>	<b>10,671,484</b>	<b>9,053,270</b>	<b>259,987</b>	<b>10,931,471</b>	<b>2.4%</b>
<b>OPERATING INCOME/(LOSS)</b>					
<u>WATER FUND:</u>					
WATER OPERATIONS	(207,592)	(223,477)	350,944	143,352	N/A
SWF OPERATIONS	(20,407)	92,346	(44,999)	(65,406)	N/A
<b>TOTAL WATER FUND</b>	<b>(227,999)</b>	<b>(131,131)</b>	<b>305,945</b>	<b>77,946</b>	<b>N/A</b>
<u>WASTEWATER FUND</u>					
WASTEWATER OPERATIONS	(226,255)	(157,869)	226,255	(0)	N/A
<b>TOTAL WASTEWATER FUND</b>	<b>(226,255)</b>	<b>(157,869)</b>	<b>226,255</b>	<b>(0)</b>	<b>N/A</b>
<u>GENERAL FUND</u>					
GENERAL FUND: FIRE	110,713	158,202	(110,714)	(0)	N/A
GENERAL FUND: FACILITIES & RESOL	(19,160)	47,207	19,159	(0)	N/A
GENERAL FUND: PARKS/REC	136,502	2,117	(136,502)	(0)	N/A
GENERAL FUND: ADMIN	110,780	12,705	(110,780)	(0)	N/A
<b>TOTAL GENERAL FUND</b>	<b>338,835</b>	<b>220,232</b>	<b>(338,838)</b>	<b>0</b>	<b>N/A</b>
<b>TOTAL DISTRICT</b>					
<b>OPERATING INCOME/(LOSS)</b>	<b>(115,419)</b>	<b>(68,769)</b>	<b>193,363</b>	<b>77,947</b>	<b>N/A</b>

**CAMBRIA COMMUNITY SERVICE DISTRICT  
FISCAL YEAR 2017 - 2018 BUDGET  
FIRE DEPARTMENT**

<u>ACCT #</u>	<u>ACCT DESCRIPTION</u>	<u>FY 16/17 APPROVED BUDGET</u>	<u>ACTUAL THROUGH 5/31/2017</u>	<u>PROPOSED BUDGET FY 17 - 18</u>	<u>FY 17-18 CHANGE</u>
<b>REVENUES</b>					
01 4310 01	PROPERTY TAXES	1,389,650	1,352,634	1,620,193	230,543
01 4335 01	FIRE BENEFIT ASSESSMENT	442,680	409,863	451,534	8,854
01 4370 01	WEED ABATE/FUEL REDUCTION	10,493	13,058	10,000	(493)
01 4200 01	INTEREST INCOME	100	0	100	0
01 4127 01	Mutual Aid Reimbursements	62,000	0	0	(62,000)
01 4373 01	Inspection Fees	14,500	0	14,500	0
	CDF/INSPECTION FEES	76,500	0	14,500	(62,000)
01 4610 01	Grant Revenue: PPE (Personal Protecti	0	0	75,800	75,800
01 4610 01	Grant Revenue: SAFER	167,625	99,309	117,240	(50,385)
	GRANTS & DONATIONS REVENUE	167,625	99,309	193,040	
	FROM GENERAL FUND RESERVE			84,000	84,000
<b>TOTAL REVENUES</b>		<b>2,087,048</b>	<b>1,874,864</b>	<b>2,373,366</b>	<b>286,318</b>
<b>EXPENDITURES</b>					
01 5000 01	GROSS REGULAR WAGES	719,197	593,312	757,610	38,413
01 5010 01	Overtime	156,419	165,146	108,947	(47,472)
01 5031 01	Reservist Pay	87,600	85,154	105,120	17,520
01 5020 01	Out of Class Pay	5,000	990	5,000	0
	SUB-TOTAL SALARY & WAGES	968,216	844,603	976,677	8,461
	SUB-TOTAL BENEFITS	504,298	454,894	556,904	52,606
	TOTAL PERSONNEL COSTS	1,472,514	1,299,496	1,533,581	61,067
01 6010 01	Ads-Legal/Other	400	201	0	(400)
01 6011 01	Public Info General	200	0	0	(200)
	INSURANCE & OTHER SERVICES	600	201	0	(600)
01 6031F 01	M&R Fire Hydrants	4,500	0	3,000	(1,500)
01 6033B 01	M&R Building	4,000	4,282	4,500	500
01 6033G 01	M&R Grounds	2,000	180	2,500	500
01 6040 01	M&R Equipment	3,000	0	900	(2,100)
01 6041L 01	M&R Vehicles-Licensed	50,000	37,020	15,000	(35,000)
01 6044 01	M&R Computer Services	1,000	1,790	1,815	815
01 6063 01	Communication Equipment	2,000	0	15,000	13,000
	EQUIP & BLDG MAINTENANCE	66,500	43,272	42,715	(23,785)
01 6045 01	Computer Supplies & Upgrades	293	196	0	(293)
01 6048 01	Security and Safety	714	476	1,200	486

**CAMBRIA COMMUNITY SERVICE DISTRICT  
FISCAL YEAR 2017 - 2018 BUDGET  
FIRE DEPARTMENT**

<u>ACCT #</u>	<u>ACCT DESCRIPTION</u>	<u>FY 16/17 APPROVED BUDGET</u>	<u>ACTUAL THROUGH 5/31/2017</u>	<u>PROPOSED BUDGET FY 17 - 18</u>	<u>FY 17-18 CHANGE</u>
01 6050 01	Office Supplies	1,925	1,593	2,000	75
01 6051 01	Postage & Shipping	197	930	0	(197)
01 6053 01	Printing/Forms	1,404	936	3,000	1,596
	<b>OFFICE SUPPLIES &amp; EQUIPMENT</b>	<b>4,533</b>	<b>4,131</b>	<b>6,200</b>	<b>1,667</b>
01 6054 01	Publications-Dues & Books	6,900	6,948	5,500	(1,400)
01 6055 01	Government Fees & Licenses	39,219	39,290	48,584	9,365
	<b>DUES AND FEES</b>	<b>46,119</b>	<b>46,239</b>	<b>54,084</b>	<b>7,965</b>
01 6060C 01	Utilities-Wireless	2,340	2,130	2,565	225
01 6060E 01	Utilities-Electricity	7,816	7,280	8,998	1,182
01 6060G 01	Utilities-Gas	1,857	1,961	2,423	566
01 6060I 01	Utilities-Internet	2,845	2,085	2,577	(268)
01 6060P 01	Utilities-Phone	3,465	3,643	4,503	1,038
01 6060S 01	Utilities-Sewer	751	1,048	1,296	545
01 6060W 01	Utilities-Water	1,140	1,575	1,947	807
	<b>UTILITIES</b>	<b>20,214</b>	<b>19,723</b>	<b>24,309</b>	<b>4,095</b>
01 6080K 01	District Counsel	12,318	9,958	9,000	(3,318)
01 6080L 01	Legal Services	1,725	1,150	9,000	7,275
01 6080M 01	Other	563	986	15,375	14,812
01 6220H 01	Physicals	0	0	0	0
	<b>PROFESSIONAL SERVICES</b>	<b>14,606</b>	<b>12,093</b>	<b>33,375</b>	<b>18,769</b>
01 6089 01	Emergency Medical Supplies	5,537	4,185	6,500	963
01 6090 01	Operating Supplies	20,000	25,868	10,500	(9,500)
01 6093 01	Small Tools & Equipment	2,725	1,994	2,500	(225)
01 6094 01	Clothing & Uniforms	3,448	4,199	8,750	5,302
01 6096 01	Fuel	14,000	6,626	10,000	(4,000)
01 6220B 01	Breathing-SCBA	8,950	8,932	3,000	(5,950)
01 6220D 01	Disaster Preparedness/CERT	7,000	4,729	7,000	0
01 6220E 01	EOC Upgrade	1,346	1,346	0	(1,346)
01 6220F 01	Fire Haz	12,352	1,017	12,352	0
01 6220P 01	Personal Protective Equipment	0	0	93,800	93,800
	<b>OPERATING SUPP/EQUIP</b>	<b>75,358</b>	<b>58,894</b>	<b>154,402</b>	<b>79,044</b>
01 6220S 01	SURF RESCUE/NCOR	5,000	2,472	5,000	0
01 6115 01	Meeting Expense	300	459	0	(300)
01 6120A 01	Employee ALS Cert/Recirt Training	0	0	4,215	4,215
01 6120E 01	Employee Travel/Reg/Fees	19,324	25,152	32,500	13,176
01 6124 01	Employee Recognition	229	153	300	71

**CAMBRIA COMMUNITY SERVICE DISTRICT  
FISCAL YEAR 2017 - 2018 BUDGET  
FIRE DEPARTMENT**

<u>ACCT #</u>	<u>ACCT DESCRIPTION</u>	<u>FY 16/17 APPROVED BUDGET</u>	<u>ACTUAL THROUGH 5/31/2017</u>	<u>PROPOSED BUDGET FY 17 - 18</u>	<u>FY 17-18 CHANGE</u>
01 6125 01	Employee Recruitment	8,500	6,627	0	(8,500)
	TRAINING & TRAVEL	28,353	32,390	37,015	8,662
01 6220A 01	OUTREACH/EDUCATION	1,496	1,496	6,000	4,504
01 6180H 01	Pickup Truck-Interest	638	638	324	(314)
01 2514 01	Pickup Truck-Principal	8,954	0	9,267	313
	Fire Truck (5 Year Lease)	0	0	134,340	134,340
	Chief/Command Pickup Truck (5 Year L	0	0	11,050	11,050
	DEBT SERVICE	9,592	638	154,981	145,389
01 6170 01	CAPITAL OUTLAY				0
	Mobile Data Computer	7,000	0	0	(7,000)
	Chief/Command Pickup Truck (5 Year L	11,050	0	0	(11,050)
	CAPITAL OUTLAY	18,050	0	0	(18,050)
<b>SUBTOTAL OPERATING EXPENDITURES</b>		<b>1,762,935</b>	<b>1,521,046</b>	<b>2,051,663</b>	<b>288,728</b>
01 6200 01	ADMIN DPT ALLOCATION	213,400	195,617	321,704	108,304
<b>TOTAL EXPENDITURES</b>		<b>1,976,335</b>	<b>1,716,662</b>	<b>2,373,367</b>	<b>397,032</b>
<b>TOTAL REVENUE LESS EXPENDITURES</b>		<b>110,713</b>	<b>158,202</b>	<b>(0)</b>	<b>(110,714)</b>

**NOTES:**

01 4127 01	<b>Mutual Aid Reimbursements:</b>	NO BUDGET FOR EXPENSE OR REIMBURSEMENT
01 4310 01	<b>PROPERTY TAXES</b>	NO PROPERTY TAX ALLOCATED TO ADMIN THIS YEAR
01 4335 01	<b>FIRE BENEFIT ASSESSMENT</b>	2% INCREASE
01 4610 01	<b>Grant Revenue: SAFER</b>	GRANT ONLY COVERS JULY THRU FEBRUARY
01 5031 01	<b>Reservist Pay</b>	365 X 24 X \$12/HR
01 6031F 01	<b>M&amp;R Fire Hydrants</b>	new program: inspecting 1/3 caps per year replacement caps, tools, roadway markers, lubricants, & paint
01 6033B 01	<b>M&amp;R Building</b>	garage door service and repair, plumbing, painting, lighting
01 6033G 01	<b>M&amp;R Grounds</b>	repair of trash enclosure, fencing, hose rack, landscaping
01 6040 01	<b>M&amp;R Equipment</b>	300 vacuum cleaner / 300 BBQ / 300 miscellaneous
01 6041L 01	<b>M&amp;R Vehicles-Licensed</b>	DOT inspections, oil changes, tires, replacement parts, general service
01 6044 01	<b>M&amp;R Computer Services</b>	1000 Ricoh agreement, 575 web hosting (CIS?) 240 fulcrum account (FHFRP)
01 6063 01	<b>Communication Equipment</b>	mobile data computer (2 units) (every 3 year expense: CALFIRE)
01 6048 01	<b>Security and Safety</b>	re-key and update locks for station 1

**CAMBRIA COMMUNITY SERVICE DISTRICT  
FISCAL YEAR 2017 - 2018 BUDGET  
FIRE DEPARTMENT**

<b>ACCT #</b>	<b>ACCT DESCRIPTION</b>	<b>FY 16/17 APPROVED BUDGET</b>	<b>ACTUAL THROUGH 5/31/2017</b>	<b>PROPOSED BUDGET FY 17 - 18</b>	<b>FY 17-18 CHANGE</b>
01 6050 01	<b>Office Supplies</b>	paper, envelopes, pens, markers, folders			
01 6053 01	<b>Printing/Forms</b>	1000 business cards/1000 company business inspections/ 1000 incident run report forms			
01 6054 01	<b>Publications-Dues &amp; Books</b>	2500 Fire Chiefs Association (memberships, CISM, hazmat, prevention, SLOFIST) 200 NFPA membership 1800 CSFA membership (reserves) 300 IAFC 250 CFCA 350 Tribune 50 1st responder newspaper 50 JEMS			
01 6055 01	<b>Government Fees &amp; Licenses</b>	350 hazmat disclosure charge - county/ 450 emergency generator - APCD 5000 image trends (AB 1129) digitally transmit patient data 800 Firehouse license (being replaced by AB 1129) dispatch 39,985 x 1.05			
01 6080M 01	<b>Other</b>	Property Tax Ballot: \$15,000 / Callback \$375			
01 6089 01	<b>Emergency Medical Supplies</b>	2500 medical knox box vault (5792 - one time expense) 4000 perishable ALS/BLS supplies (medications, IV, saline, first aid, splinting)			
01 6090 01	<b>Operating Supplies</b>	<u>INCLUDES:</u> 1000 coffee for station / 300 oxygen / 350 shift calendars 100 replacement flags /250 cases and chargers for image trend grant 300 annual fire extinguisher maintenance / 500 annual ladder testing 4000 ReIm BK radios for water tender (2/2000 each)			
01 6093 01	<b>Small Tools &amp; Equipment</b>	1000 chain saw maintenance, chains 1500 maintenance, fuel & filters, supplies, battery replacmt			
01 6094 01	<b>Clothing &amp; Uniforms</b>	5000 10 FT (2 uniforms, 250/each) 2750 11 PT (1 uniform, 250/each) 1000 new employees, badges, nametags, passport tags			
01 6220B 01	<b>Breathing-SCBA</b>	1500 annual generator service / 1500 annual SCBA service			
01 6220D 01	<b>Disaster Preparedness/CERT</b>	2000 CERT communications/1000 CERT trailers and storage 500 CERT individual equipment / 1500 CERT training 2000 disaster preparedness signage/pamphlets/advertising			
01 6220F 01	<b>Fire Haz</b>	Estimated Payment to contractor to clear weeds for Fire Hazard Fuel Reduction Program (Weed Abatement). These expenses are reimbursed by property owners.			

**CAMBRIA COMMUNITY SERVICE DISTRICT  
FISCAL YEAR 2017 - 2018 BUDGET  
FIRE DEPARTMENT**

<u>ACCT #</u>	<u>ACCT DESCRIPTION</u>	<u>FY 16/17 APPROVED BUDGET</u>	<u>ACTUAL THROUGH 5/31/2017</u>	<u>PROPOSED BUDGET FY 17 - 18</u>	<u>FY 17-18 CHANGE</u>
01 6220P 01	<b>Personal Protective Equipment</b>	41000 structure PPE replacement (16 sets - coat, pants, boots, hood, gloves) / 3000 structure PPE boots (5 to outfit / revious grant award) 6800 structure PPE helmets (21) 28000 wildland PPE (21 sets - coat, pants, gloves, helmets, webgear, shelters)			
01 6220S 01	<b>SURF RESCUE/NCOR</b>	2000 wet suits and PPE / 500 small tools 1000 communications / 1500 boat and engine maintenance			
01 6120A 01	<b>Employee ALS Cert/Recirt Training</b>	900 paramedic recertification (half each year) 450 emt recertification (half each year) / 825 PALS (half each year) 825 ACLS (half each year) / PHTLS, (half each year) 315 BLS CPR (half each year) / DMV licenses (half each year) 900 DMV phys			
01 6120E 01	<b>Employee Travel/Reg/Fees</b>	25000 (10 FT, 2 courses @1250/each) 7500 (reservist, NFA, local, Fresno Symposium)			
01 6220A 01	<b>OUTREACH/EDUCATION</b>	1500 fire prevention week / 500 community outreach 2500 risk assessment / 500 service improvement through feedback program/500 annual report/500 smoke detectors program			
01 6180H 01	<b>Pickup Truck-Interest</b>	Ford F150 (Nov 2014 thru Nov 2017)			
01 2514 01	<b>Pickup Truck-Principal</b>	Ford F150 (Nov 2014 thru Nov 2017)			
	<b>Fire Truck: Chief/Command Pickup (5 Year Lease: \$50,000 purchase price)</b>				

**CAMBRIA COMMUNITY SERVICE DISTRICT  
FISCAL YEAR 2017 - 2018 BUDGET  
FACILITIES & RESOURCES DEPARTMENT**

<b>ACCT #</b>	<b>ACCT DESCRIPTION</b>	<b>FY 16/17 APPROVED BUDGET</b>	<b>ACTUAL THROUGH 5/31/2017</b>	<b>PROPOSED BUDGET FY 17 - 18</b>	<b>FY 17-18 CHANGE</b>
<b>REVENUES</b>					
01 4310 02	Property Tax	581,750	563,597	604,442	22,692
01 4500 02	Vet's Hall Rent	19,652	23,944	28,734	9,082
01 4525 02	VH Rents-Private	150	100	200	50
01 4590 02	VH Cleaning Fee	0	0	0	0
	Total Vet's Hall	19,802	24,044	28,934	9,132
01 4560 02	Rent - Banners	100	850	750	650
01 4362 02	Insurance Reimbursement	1,000	0	1,000	0
01 4610 02	Land Conservancy	3,000	0	3,000	0
	Total Other	4,100	850	4,750	650
<b>TOTAL REVENUES</b>		<b>605,652</b>	<b>588,491</b>	<b>638,126</b>	<b>32,474</b>
<b>EXPENDITURES</b>					
01 5000 02	Regular Wages	193,000	163,487	198,897	5,897
01 5010 02	Overtime	3,558	4,022	3,000	(558)
	SUB-TOTAL SALARY & WAGES	196,558	167,510	201,897	5,339
	SUB-TOTAL BENEFITS	154,374	145,123	140,521	(13,853)
	TOTAL PERSONNEL COSTS	350,932	312,633	342,418	(8,514)
01 6033V 02	M&R Vet's Hall	10,000	7,695	12,000	2,000
01 6033B 02	M&R Buildings	10,693	8,529	12,000	1,307
01 6033G 02	M&R Grounds	20,875	19,116	21,500	625
01 6033L 02	M&R Street Light	1,000	0	1,000	0
01 6040 02	M&R Equipment	162	436	700	538
01 6041L 02	M&R Vehicles Licensed	1,098	1,013	3,500	2,402
01 6041N 02	M&R Vehicles Not Licensed	111	2,304	2,000	1,889
01 6045 02	Comp etc Goods	500	0	500	0
01 6033R 02	M&R Ranch	50,000	41,761	50,000	0
	Total Maintenance & Repair	94,439	80,854	103,200	8,761
01 6060C 02	Utilities Cell	739	633	788	49
01 6060E 02	Utilities Elec	21,510	19,248	23,796	2,286
01 6060G 02	Utilities Gas	1,219	1,271	1,577	358
01 6060I 02	Utilities Internet	6,270	5,409	6,692	422
01 6060P 02	Utilities Phone	436	403	504	68
01 6060S 02	Utilities Sewer	1,958	2,464	3,052	1,094
01 6060W 02	Utilities Water	3,302	3,943	4,880	1,578
	Total Utilities	35,434	33,370	41,289	5,855



**CAMBRIA COMMUNITY SERVICE DISTRICT  
FISCAL YEAR 2017 - 2018 BUDGET  
FACILITIES & RESOURCES DEPARTMENT**

<u>ACCT #</u>	<u>ACCT DESCRIPTION</u>	<u>FY 16/17 APPROVED BUDGET</u>	<u>ACTUAL THROUGH 5/31/2017</u>	<u>PROPOSED BUDGET FY 17 - 18</u>	<u>FY 17-18 CHANGE</u>
01 6080K 02	Pro Svc- Counsel	5,815	4,362	4,000	(1,815)
01 6080M 02	Pro Svc- Misc	0	0	3,000	3,000
	Total Professional Services	5,815	4,362	7,000	1,185
01 6055 02	Govt Fees & Lic	300	0	300	0
01 6048 02	Security & Safety	300	0	0	(300)
01 6050 02	Office Supplies	500	0	500	0
01 6070 02	Equip Rental	1,156	771	1,000	(156)
01 6090 02	Dept Op Supply	14,000	12,767	14,000	0
01 6093 02	Small Tools/Eqpt	6,000	4,389	6,000	0
01 6094 02	Cloth/Uniform	1,610	1,073	1,200	(410)
01 6096 02	Fuel	5,000	9,999	5,000	0
	Total Other	28,866	28,999	28,000	(866)
01 6115 02	Meeting Expense	327	245	0	(327)
01 6120E 02	Tvl,Trn,Sem-Emp	500	0	0	(500)
	Total Training	827	245	0	(827)
01 2513 02	Principal-J. Deere	6,270	0	6,276	6
01 2515 02	Principal-Ford PU City Nat'l Bank	4,745	0	0	(4,745)
01 6180G 02	Interest-Ford PU	154	4,900	1,293	1,139
01 2515 02	Ford PU Principal & Interest	6,224	0	6,352	128
	Total Debt Service	17,393	4,900	13,921	(3,472)
<b>SUBTOTAL OPERATING EXPENDITURES</b>		<b>533,706</b>	<b>465,362</b>	<b>535,829</b>	<b>2,123</b>
01 6200 02	ADMIN DPT ALLOCATION	91,106	75,922	102,298	11,192
<b>TOTAL EXPENDITURES</b>		<b>624,812</b>	<b>541,284</b>	<b>638,127</b>	<b>13,315</b>
<b>TOTAL REVENUE LESS EXPENDITURES</b>		<b>(19,160)</b>	<b>47,207</b>	<b>(0)</b>	<b>19,160</b>

**CAMBRIA COMMUNITY SERVICE DISTRICT  
FISCAL YEAR 2017 - 2018 BUDGET  
FACILITIES & RESOURCES DEPARTMENT**

<u>ACCT #</u>	<u>ACCT DESCRIPTION</u>	<u>FY 16/17 APPROVED BUDGET</u>	<u>ACTUAL THROUGH 5/31/2017</u>	<u>PROPOSED BUDGET FY 17 - 18</u>	<u>FY 17-18 CHANGE</u>
---------------	-------------------------	---	---	---	----------------------------

**BUDGET NOTES:**

01 4610 02	<b>Land Conservancy</b>	RECEIVED FEB 2017			
01 5010 02	<b>Overtime</b> VACATION/SICK LEAVE COVERAGE BOD MTG SET UP AND CLEAN UP				
01 6033V 02	<b>M&amp;R Vet's Hall</b> New roof legion kitchen (\$5,000), New door (\$1000), Misc repairs (\$3,000), Lights Dining Room (\$1,000), Sink Cabinet bar (\$2,000)				
01 6033B 02	<b>M&amp;R Buildings</b> Skate Park Repair Large Ramp (\$3,000), Maintenance/Vandalism Restrooms (\$2,000), Repair roof F&R yard and misc. repairs(\$ 7,000)				
01 6033G 02	<b>M&amp;R Grounds</b> Weed abatement (\$6,000), illegal dumping (\$1,500), Dead Tree Removal (\$14,000)				
01 6033L 02	<b>M&amp;R Street Light</b> Repair street lights (\$1,000) (does not account for replacement of damaged lights)				
01 6040 02	<b>M&amp;R Equipment</b> Repair weed eaters/poles saws/chainsaws etc... (\$700)				
01 6041L 02	<b>M&amp;R Vehicles Licensed</b> Repairs/maintenance to 3 trucks, chipper, dump trailer (\$3500)				
01 6041N 02	<b>M&amp;R Vehicles Not Licensed</b> Repairs/maintenance to ATV, Tractor, mowers (\$2,000)				
01 6033R 02	<b>M&amp;R Ranch</b> Fire breaks (\$6,000), Dead tree removal and clean up from winter storms (\$10,000), Trail repair from winter storms (\$15,000), Erosion Control Project repairs (10,000), Eucalyptus tree removal (\$9,000)				
01 6080M 02	<b>Pro Svc- Misc</b> Assistance permitting for Erosion Control Repair Ranch				
01 6055 02	<b>Govt Fees &amp; Lic</b>	Chipper permit			
01 6070 02	<b>Equip Rental</b>	Man lift (trimming) skid steer (trail work)			
01 6094 02	<b>Cloth/Uniform</b>	Helmets, Safety Chaps, Gloves (\$1,200)			
01 2513 02	<b>Principal-J. Deere</b>	LAST PMT JULY 2018			
01 2515 02	<b>Principal-Ford PU City Nat'l Bank</b>	PAID OFF 16-17			
01 6180G 02	<b>Ford PU Interest</b>	2016 Ford 250 (Feb 2016 thru Jan 2021)			
01 2515 02	<b>Ford PU Principal</b>	2016 Ford 250 (Feb 2016 thru Jan 2021)			

**CAMBRIA COMMUNITY SERVICE DISTRICT  
FISCAL YEAR 2017 - 2018 BUDGET  
PARK & RECREATION DEPARTMENT**

<b>ACCT #</b>	<b>ACCT DESCRIPTION</b>	<b>FY 16/17 APPROVED BUDGET</b>	<b>ACTUAL THROUGH 5/31/2017</b>	<b>PROPOSED BUDGET FY 17 - 18</b>	<b>FY 17-18 CHANGE</b>
<b>REVENUES</b>					
01 4310 16	PROPERTY TAX	25,611	22,544	152,344	91,078
01 4001 09	FRANCHISE FEES	-	0	79,640	79,640
01 4390 16	OTHER	505	505	0	(505)
	PROPOSITION 1A RESERVE	135,486	2,050	131,486	(4,000)
<b>TOTAL REVENUES</b>		<b>161,602</b>	<b>25,099</b>	<b>363,470</b>	201,868
<b>EXPENDITURES</b>					
01 6053 16	Printed Forms	0	819	1,000	1,000
01 6080K 16	District Counsel	500			(500)
01 6033R 16	M&R Ranch	0	1,915	10,157	10,157
01 6170 16	CAPITAL OUTLAY	9,000	7,248	302,800	293,800
<b>SUBTOTAL OPERATING EXPENDITURES</b>		<b>9,500</b>	<b>9,982</b>	<b>313,957</b>	304,457
01 6200 16	ADMIN DPT ALLOCATION	15,600	13,000	49,513	33,913
<b>TOTAL OPERATING EXPENDITURES</b>		<b>25,100</b>	<b>22,982</b>	<b>363,470</b>	338,370
<b>TOTAL OPERATING REVENUE LESS EXPENI</b>		<b>136,502</b>	<b>2,117</b>	<b>(0)</b>	(136,502)

**NOTES**

01 6053 16	<b>Printed Forms</b>	Trails Maps / Brochures
01 6033R 16	<b>M&amp;R Ranch</b>	Fiscalini Ranch: repair storm damage to trails
01 6170 16	<b>Capital Outlay</b>	
	\$257,093	East Ranch grading/parking lot
	\$ 15,900	Demo Phillips house
	\$ 29,807	Dog Park

**CAMBRIA COMMUNITY SERVICE DISTRICT  
FISCAL YEAR 2017 - 2018 BUDGET  
ADMINISTRATION DEPARTMENT**

<b>ACCT #</b>	<b>ACCT DESCRIPTION</b>	<b>FY 16/17 APPROVED BUDGET</b>	<b>ACTUAL THROUGH 5/31/2017</b>	<b>PROPOSED BUDGET FY 17 - 18</b>	<b>FY 17-18 CHANGE</b>
<b>REVENUES</b>					
01 4001 09	Franchise Fees	72,400	82,693	0	(72,400)
01 4013 09	Vac Rental Fees	608	567	600	(8)
01 6200 09	Admin Dept Allocation	1,332,316	1,110,263	1,843,961	511,645
01 4200 09	Interest Income	4,000	299	4,000	0
01 4310 09	Property Taxes	374,625	315,615	0	(374,625)
01 4385 09	Radio Vault Rents	2,400	1,800	2,400	0
01 4389 09	Public Records Request	936	654	1,200	264
01 4390 09	Miscellaneous	9,000	14,938	2,000	(7,000)
	Other	12,336	17,392	5,600	(6,736)
<b>TOTAL REVENUES</b>		<b>1,796,285</b>	<b>1,526,829</b>	<b>1,854,161</b>	<b>57,876</b>
<b>EXPENDITURES</b>					
	Gross Regular Wages	714,000	558,047	751,175	37,175
01 5010 09	Overtime	7,000	6,311	16,970	9,970
01 5030 09	Part Time-Directors' Fees	21,861	23,924	30,000	8,139
	Total Salaries & Wages	742,861	588,283	798,145	55,284
	Benefits	428,353	387,834	437,047	8,694
	Total Personnel Costs	1,171,214	976,117	1,235,192	63,978
01 6010 09	Ads-Legal/Other	200		-	(200)
01 6011I 09	Public Info	4,127	2,752	4,000	(127)
01 6011N 09	Newsletter	500		-	(500)
01 6011W 09	Website	2,640	1,863	4,935	2,295
	Outreach/Education	7,467	4,615	8,935	1,468
01 6030 09	Insurance	70,350	157,292	86,942	16,592
01 6033B 09	M&R-Building	2,415	1,905	0	(2,415)
01 6033G 09	M&R-Grounds	3,381	3,459	0	(3,381)
01 6040 09	M&R-Equipment	200		0	(200)
01 6041L 09	M&R-Licensed Vehicles	672	1,598	0	(672)
01 6044 09	M&R-Computer Services	69,846	68,758	71,400	1,554
	Maintenance	76,514	75,720	71,400	(5,114)
01 6045 09	Computer Supplies & Upgrades	6,624	5,892	5,000	(1,624)
01 6048 09	Security & Safety	1,247	1,184	0	(1,247)
01 6050 09	Office Supplies	16,648	14,574	20,100	3,452

**CAMBRIA COMMUNITY SERVICE DISTRICT  
FISCAL YEAR 2017 - 2018 BUDGET  
ADMINISTRATION DEPARTMENT**

<u>ACCT #</u>	<u>ACCT DESCRIPTION</u>	<u>FY 16/17 APPROVED BUDGET</u>	<u>ACTUAL THROUGH 5/31/2017</u>	<u>PROPOSED BUDGET FY 17 - 18</u>	<u>FY 17-18 CHANGE</u>
01 6051 09	Postage & Shipping	2,094	2,794	4,764	2,670
01 6052 09	Bank Charges	2,242	1,531	2,200	(42)
01 6053 09	Printing/Forms	1,317	878	1,300	(17)
01 6070 09	Equipment Rental	377	338	500	123
01 6090 09	Department Operating Supplies	1,786	1,522	1,785	(1)
01 6094 09	Uniforms	100		0	(100)
	Office Supplies & Equipment	32,435	28,712	35,649	3,214
01 6054 09	Publications-Dues & Books	16,387	16,960	16,000	(387)
01 6055 09	JPA/Gov't Fees	31,558	37,145	33,255	1,697
	Dues and Fees	47,945	54,105	49,255	1,310
01 6060C 09	Utilities-Wireless	2,356	2,699	2,427	71
01 6060E 09	Utilities-Electricity	6,840	6,398	7,045	205
01 6060G 09	Utilities-Gas	365	612	376	11
01 6060I 09	Utilities-Internet	5,454	4,636	5,618	164
01 6060P 09	Utilities-Telephone	7,401	6,720	15,275	7,874
01 6060S 09	Utilities-Sewer	252	338	260	8
01 6060W 09	Utilities-Water	115	338	118	3
	Utilities	22,783	21,742	31,118	8,335
01 6075 09	Office Rent	40,636	338	20,586	(20,050)
01 6080A 09	Auditor	14,500	14,500	9,250	(5,250)
01 6080K 09	District Counsel	101,300	108,803	88,000	(13,300)
01 6080L 09	Legal	19,109	12,739	22,000	2,891
01 6080M 09	Other	14,887	10,959	11,100	(3,787)
01 6080T 09	Temporary Help	6,568	3,568	10,000	3,432
01 6086 09	Outside Services	15,065	14,015	18,000	2,935
01 6088 09	Claims	-		0	0
	Professional Services	171,429	164,586	158,350	(13,079)
01 6115 09	Meeting Expense	3,000	2,756	2,903	(98)
01 6120D 09	Directors' Travel	5,000	5,024	5,000	0
01 6120E 09	Training-LCW	4,500		4,500	0
01 6120E 09	Employee Travel/Training	11,981	12,872	14,100	2,119
01 6120E 09	Education	2,000		4,000	2,000
01 6125 09	Employee Recruitment	5,679	5,679	3,000	(2,679)
	Training and Travel	32,160	26,331	33,503	1,343
01 6180H 09	Interest-Fusion	333		0	(333)
01 2514 09	Principal-Fusion	4,671		0	(4,671)

**CAMBRIA COMMUNITY SERVICE DISTRICT  
FISCAL YEAR 2017 - 2018 BUDGET  
ADMINISTRATION DEPARTMENT**

<b>ACCT #</b>	<b>ACCT DESCRIPTION</b>	<b>FY 16/17 APPROVED BUDGET</b>	<b>ACTUAL THROUGH 5/31/2017</b>	<b>PROPOSED BUDGET FY 17 - 18</b>	<b>FY 17-18 CHANGE</b>
01 6180G 09	Interest-Copier	144	-	0	(144)
01 2513 09	Principal-Copier	4,424	4,568	0	(4,424)
	Debt Service	9,572	4,568	-	(9,572)
01 6170 09	Replace Servers	-		35,000	35,000
01 6170 09	Upgrade Web Site	3,000		0	(3,000)
01 6170 09	Purchase Administrative Office			70,732	70,732
01 6170 09	Replace Administrative Software			17,500	17,500
	Capital Outlay	3,000	-	123,232	120,232
SUBTOTAL OPERATING EXPENDITURES		514,291	538,007	618,970	104,679
<b>TOTAL EXPENDITURES</b>		<b>1,685,505</b>	<b>1,514,124</b>	<b>1,854,161</b>	168,656
<b>TOTAL REVENUE LESS EXPENDITURES</b>		<b>110,780</b>	<b>12,705</b>	<b>(0)</b>	(110,780)

**ADMIN NOTES**

01 4001 09	<b>FRANCHISE FEES</b>	ALLOCATED TO PARK & RECREATION DEPARTMENT
01 4310 09	<b>PROPERTY TAXES</b>	NONE ALLOCATED TO ADMIN THIS YEAR
01 4390 09	<b>Miscellaneous</b>	FY 16-17 INCLUDES \$7,800 REBATE FOR WORK COMP
01 5030 09	Part Time-Directors' Fees	\$30,000 = \$100 x 5 mtgs/mo x 5 directors
01 6011I 09	<b>Public Info</b>	TRIBUNE ADS: NOTICES
01 6011W 09	<b>Website</b>	Go Daddy \$205/yr For Exp \$50 Nancy McCarnin \$45/hr x 2 hr/wk = \$4,320
01 6030 09	<b>INSURANCE:</b>	Actual invoice for \$86,942 paid to SDRMA May 20147
01 6044 09	<b>M&amp;R-Computer Services</b>	Monthly: MOMS \$1,224 + actual Innov \$25 Coastal Copy \$350 Annual: Engineer New Computer: \$4k Tech Exp \$41k ECS Imaging \$3,160 Chapperel Bus Mach \$1,946 Miscellaneous \$2k
01 6045 09	Computer Supplies & Upgrades	Replace 2 admin computers

**CAMBRIA COMMUNITY SERVICE DISTRICT  
FISCAL YEAR 2017 - 2018 BUDGET  
ADMINISTRATION DEPARTMENT**

<u>ACCT #</u>	<u>ACCT DESCRIPTION</u>	<u>FY 16/17 APPROVED BUDGET</u>	<u>ACTUAL THROUGH 5/31/2017</u>	<u>PROPOSED BUDGET FY 17 - 18</u>	<u>FY 17-18 CHANGE</u>
01 6051 09	<b>Postage &amp; Shipping</b>		stamps went from 46 cents to 49 cents courier svc 20 x \$15		
01 6070 09	<b>Equipment Rental</b> PITNEY BOWES \$125 X 4				
01 6054 09	<b>Publications-Dues &amp; Books</b> LCW \$3,695 Chamber \$220 NovuSoltns \$4,200 ICMA \$1,400 CSDA \$6,485				
01 6055 09	<b>JPA/Gov't Fees</b> LAFCO \$30K (6% INCREASE / Prop Tx \$2,900)				
01 6060P 09	<b>Utilities-Telephone</b> Cell phone \$100/mo: GM/DC/Eng/FM Ans Svc: \$2,300/year CIF Bank: \$206/mo Charter: \$455/mo ATT: \$20/mo				
01 6075 09	<b>OFFICE RENT</b> \$3,431 MO				
01 6080M 09	<b>Other</b> DOCUTEAM \$400 MO STRATEGIC ADVISOR: 10% (\$850/MO + \$500 REIMBURSEMENT)				
01 6080T 09	<b>Temporary Help</b> Retired annuitants in Finance				
01 6086 09	<b>Outside Services</b> AGP Video \$15k (1,250/mo) Bus Plans (HRA) \$3 (250/mo)				
01 6120D 09	<b>Directors' Travel</b> \$1,000 PER CONFERENCEE (10 CONFERENCES)				
01 6120E 09	<b>Training-LCW</b> CONSORTIUM TRAINING				
01 6125 09	<b>Employee Recruitment:</b> FINANCE MGR: \$2K + \$1K CONNTIGENCY				
01 6180H 09	<b>Interest-Fusion</b> (Apr 2014 thru Apr 2017)				
01 2514 09	<b>Principal-Fusion</b> (Apr 2014 thru Apr 2017)				
01 6180G 09	<b>Interest-Copier</b> (Apr 2014 thru Apr 2017)				
01 2513 09	<b>Principal-Copier</b> (Apr 2014 thru Apr 2017)				



**CAMBRIA COMMUNITY SERVICE DISTRICT  
FISCAL YEAR 2017 - 2018 BUDGET  
ADMINISTRATION DEPARTMENT**

<u>ACCT #</u>	<u>ACCT DESCRIPTION</u>	<u>FY 16/17 APPROVED BUDGET</u>	<u>ACTUAL THROUGH 5/31/2017</u>	<u>PROPOSED BUDGET FY 17 - 18</u>	<u>FY 17-18 CHANGE</u>
01 6170 09	<b>CAPITAL OUTLAY: Purchase Administrative Office</b>				
	\$405,000 Purchase Price				
	\$344,143 Construction Costs				
	\$48,392 Non Construction Costs				
	797,535 Total (Spread over 15 years = \$70,731)				
01 6170 09	<b>CAPITAL OUTLAY: Replace Administrative Software</b>				
	\$60,000 Software: Budget, Accounting, Reporting, A/P, Purchasing, Utility Billing, Personnel Mgt				
	\$15,000 Data Conversion				
	\$50,000 System Setup				
	\$125,000 TOTAL SYSTEM COST				
	\$20,000 Annual Recurring Fees				
	\$30,000 Staff Training and Travel				
	\$175,000 TOTAL COST SPREAD OVER 10 YEARS = \$17,500				

**CAMBRIA COMMUNITY SERVICE DISTRICT  
FISCAL YEAR 2017 - 2018 BUDGET  
WASTEWATER FUND**

<u>ACCT #</u>	<u>ACCT DESCRIPTION</u>	<u>FY 16/17 APPROVED BUDGET</u>	<u>ACTUAL THROUGH 5/31/2017</u>	<u>PROPOSED BUDGET FY 17 - 18</u>	<u>FY 17-18 CHANGE</u>
<b>REVENUES</b>					
12 4000	Service Fees	1,926,263	1,566,451	1,986,828	60,565
12 4360 12	Standby Availability	119,000	112,101	119,000	0
12 4390 12	Miscellaneous	100	1,521	100	0
	Loan From General Fund	485,687	300,296	85,000	(400,687)
<b>TOTAL REVENUES</b>		<b>2,531,050</b>	<b>1,980,369</b>	<b>2,190,928</b>	<b>(340,122)</b>
<b>EXPENDITURES</b>					
12 5000 12	Regular Wages	360,342	308,225	420,692	60,350
12 5010 12	Overtime	37,401	34,868	25,000	(12,401)
12 5020 12	Standby Pay	17,369	15,929	18,250	881
SUB-TOTAL SALARY & WAGES		415,112	359,022	463,942	48,830
SUB-TOTAL BENEFITS		299,075	271,786	266,068	(33,007)
TOTAL PERSONNEL COSTS		714,187	630,808	730,009	15,822
12 6010 12	Ads-Legal	100		0	(100)
	OUTREACH/EDUCATION	100	0	0	(100)
12 6032C 12	M&R Collection System	12,011	11,505	5,000	(7,011)
12 6032D 12	M&R Disposal Effluent	3,000	16,344	3,000	0
12 6032G 12	M&R Generators	8,108	8,108	4,000	(4,108)
12 6032L 12	M&R Lift Station	5,205	12,136	4,000	(1,205)
12 6032P 12	M&R Pumps	1,835	3,004	2,500	665
12 6032M 12	M&R Manholes	1,800		20,000	18,200
12 6063 12	M&R Communications Equipmen	0		5,000	5,000
12 6035T 12	CCTV and Hydro Cleaning	0	12,740	12,500	12,500
	COLLECTION SYSTEM REPAIR	31,959	63,836	56,000	24,041
12 6032S 12	Sludge Disposal	112,425	115,011	88,500	(23,925)
12 6032T 12	Treatment Plant Repairs	75,000	83,138	50,000	(25,000)
12 6033B 12	M&R Buildings	9,593	7,541	5,000	(4,593)
12 6033G 12	M&R Grounds & Easements	31,000	31,969	14,400	(16,600)
	M&R GROUNDS	40,593	39,509	19,400	(21,193)
12 6035 12	Manhole Raising	27,000		2,000	(25,000)
12 6037 12	SCADA		9,106		0
12 6036T 12	Unplanned Maintenance	45,912	36,166	69,233	23,321
	MAJOR MAINTENANCE	72,912	45,272	71,233	(1,679)

**CAMBRIA COMMUNITY SERVICE DISTRICT  
FISCAL YEAR 2017 - 2018 BUDGET  
WASTEWATER FUND**

<u>ACCT #</u>	<u>ACCT DESCRIPTION</u>	<u>FY 16/17 APPROVED BUDGET</u>	<u>ACTUAL THROUGH 5/31/2017</u>	<u>PROPOSED BUDGET FY 17 - 18</u>	<u>FY 17-18 CHANGE</u>
12 6040 12	M&R Equipment	3,183	2,122	6,000	2,817
12 6041L 12	M&R Vehicles-Licensed	7,414	5,948	6,250	(1,164)
12 6041N 12	M&R Vehicles-Non-Licensed	1,871	2,605	1,900	29
12 6041V 12	M&R Vehicles-Vactor	1,000		1,000	0
12 6063 12	Communication Equipment	2,000		1,000	(1,000)
	VEHICLE & EQUIPMENT REPAIR	15,468	10,675	16,150	682
12 6044 12	Computer Services	1,320	880	0	(1,320)
12 6045 12	Computer Supplies & Upgrades	3,000	2,397	1,000	(2,000)
12 6048 12	Security & Safety	8,923	8,741	2,000	(6,923)
12 6050 12	Office Supplies	5,158	5,893	3,600	(1,558)
12 6051 12	Postage	5,061	5,020	8,021	2,960
12 6053 12	Printing/Forms	1,155	1,845	2,100	945
	OFFICE SUPPLIES/EQUIPMENT	24,617	24,776	16,721	(7,896)
12 6054 12	Publications/Dues	837	657	600	(237)
12 6055 12	Government Fees/Licenses	92,000	88,662	90,000	(2,000)
	DUES & FEES	92,837	89,319	90,600	(2,237)
12 6060C 12	Utilities-Wireless	1,368	1,192	1,409	41
12 6060E 12	Utilities-Electricity	213,627	190,390	200,000	(13,627)
12 6060G 12	Utilities-Gas	1,288	1,181	1,327	39
12 6060I 12	Utilities-Internet	4,760	4,207	4,903	143
12 6060P 12	Utilities-Telephone	6,090	5,578	6,273	183
12 6060W 12	Utilities-Water	12,648	13,344	11,000	(1,648)
	UTILITIES	239,781	215,892	224,911	(14,870)
12 6080K 12	District Counsel	4,131	3,424	3,000	(1,131)
12 6080L 12	Legal	2,157	1,438	3,000	843
12 6080M 12	Professional Services Misc	55,000	26,268	68,600	13,600
12 6086 12	Outside Services	15,326	18,717	0	(15,326)
	PROFESSIONAL SERVICES	76,614	49,847	74,600	(2,014)
12 6070 12	Equipment Rental	6,300	9,595	2,500	(3,800)
12 6089 12	Emergency Medical Supplies	128		960	832
12 6090 12	Operating Supplies	725	484	400	(325)
12 6091 12	Lab Tests	23,231	23,975	23,500	269
12 6092 12	Lab Supplies	140	1,734	3,000	2,860
12 6093 12	Small Tools/Equipment	2,039	2,102	2,000	(39)
12 6094 12	Clothing/Uniforms	3,100	3,162	2,400	(700)
12 6095 12	Office Furniture/Equipment	1,609	2,085	0	(1,609)

**CAMBRIA COMMUNITY SERVICE DISTRICT  
FISCAL YEAR 2017 - 2018 BUDGET  
WASTEWATER FUND**

<b>ACCT #</b>	<b>ACCT DESCRIPTION</b>	<b>FY 16/17 APPROVED BUDGET</b>	<b>ACTUAL THROUGH 5/31/2017</b>	<b>PROPOSED BUDGET FY 17 - 18</b>	<b>FY 17-18 CHANGE</b>
12 6096 12	Fuel	10,564	4,500	7,000	(3,564)
	OPERATING SUPPLIES/EQUIP.	47,836	47,638	41,760	(6,076)
12 6115 12	Meeting Exp.	163	109	500	337
12 6120E 12	Employee Travel/Training	3,200	3,451	4,000	800
12 6124 12	Employee Recognition	150	100	200	50
12 6125 12	Recruitment	4,601	4,601	750	(3,851)
	TRAINING & TRAVEL	8,114	8,261	5,450	(2,664)
12 6180G 12	Interest-Truck	285		0	(285)
12 2513 12	Principal-Truck	8,756		0	(8,756)
12 6180C 12	Interest-City Nat'l Bank	46,773	55,814	41,496	(5,277)
12 2602 12	Principal-City Nat'l Bank	114,000		118,000	4,000
12 2602 12	Long Term Debt: General Fund	74,589		(0)	(74,589)
	DEBT SERVICE	244,403	55,814	159,496	(84,907)
12 6170 12	Influent Screen:				
12 6170 12	Purchase	69,000	63,101	0	(69,000)
12 6170 12	Soils, Boring, Design	57,000	54,006	0	(57,000)
12 6170 12	Construction/Installation	85,000		85,000	0
12 6170 12	Clarifier Repairs	65,000	24,264	0	(65,000)
12 6170 12	Effluent Pumps	71,684	76,866	0	(71,684)
12 6170 12	Hand Rails	10,000	11,807	0	(10,000)
12 6170 12	Lift Station Repairs	130,000	65,680	0	(130,000)
12 6170 12	Grit Pumps Replacement	1,000	956	0	(1,000)
12 6170 12	Portable Pump	42,000	0	0	(42,000)
	CAPITAL OUTLAY	530,684	296,680	85,000	(445,684)
<b>SUBTOTAL OPERATING EXPENDITURES</b>		<b>2,327,530</b>	<b>1,776,476</b>	<b>1,729,831</b>	<b>(597,699)</b>
12 6200 12	ADMIN DPT ALLOCATION	429,775	358,146	461,098	31,323
<b>TOTAL EXPENDITURES</b>		<b>2,757,305</b>	<b>2,134,622</b>	<b>2,190,929</b>	<b>(566,376)</b>
<b>NET OPERATING INCOME/(LOSS)</b>		<b>(226,255)</b>	<b>(154,253)</b>	<b>(0)</b>	<b>226,255</b>

**CAMBRIA COMMUNITY SERVICE DISTRICT  
FISCAL YEAR 2017 - 2018 BUDGET  
WASTEWATER FUND**

<b>ACCT #</b>	<b>ACCT DESCRIPTION</b>	<b>FY 16/17 APPROVED BUDGET</b>	<b>ACTUAL THROUGH 5/31/2017</b>	<b>PROPOSED BUDGET FY 17 - 18</b>	<b>FY 17-18 CHANGE</b>
---------------	-------------------------	---	---	---	----------------------------

**NOTES TO WASTEWATER BUDGET**

12 4000	<b>Service Fees:</b> 4% increase (84% SALES VICE 70%)				
<b>LOAN PROCEEDS:</b> From General Fund					
12 6032C 12	<b>M&amp;R Collection System:</b> Root Control \$5,000				
12 6032G 12	<b>M&amp;R Generators:</b> Annual service on generators (8 total: 4 this FY)				
12 6032L 12	<b>M&amp;R Lift Station:</b> Annual service: belts, oil, filters, fans				
12 6032P 12	<b>M&amp;R Pumps:</b> Repair or replace 2 rotating assemblies				
12 6032M 12	<b>M&amp;R Manholes:</b> Purchase & install 20 manhole lids				
12 6063 12	<b>M&amp;R Communications Equipment</b>				
12 6035T 12	<b>CCTV and Hydro Cleaning</b>				
	\$2,500 for small hand held camera				
	\$10,000 for hydro cleaning by FRM				
12 6032S 12	<b>Sludge Disposal:</b> \$15,000 Trailers rental/\$36,000 Polymer/#37,500 Sludge removal				
12 6032T 12	<b>TREATMENT PLANT REPAIRS</b>				
	Pump filters / portable generators / replacement hoses / portable pumps				
	Replace cables on davit cranes / replace 2 return pumps				
	Buoys on gear drives / miscellaneous electric				
12 6033B 12	<b>M&amp;R Buildings</b>				
	Paint outside of building: \$6,000				
	Replace laboratory floor (asbestos): ?				
	Repair laboratory metal cabinets: ?				
12 6033G 12	<b>M&amp;R Grounds &amp; Easements:</b> 12 trees @ \$1,200 each				
12 6035 12	<b>Manhole Raising:</b> required after SLO County road work				
12 6036T 12	<b>Unplanned Maintenance</b> (new category of expense)				
12 6040 12	<b>M&amp;R Equipment:</b> John Deere Tractor				
12 6041L 12	<b>M&amp;R Vehicles-Licensed:</b> 5 trucks @ \$1,250 each				
12 6041N 12	<b>M&amp;R Vehicles-Non-Licensed:</b> portable generators and pumps				
12 6041V 12	<b>M&amp;R Vehicles-Vector</b>				
12 6063 12	<b>Communication Equipment:</b> radios in trucks				
12 6045 12	<b>Computer Supplies &amp; Upgrades:</b> printer cartridges				
12 6048 12	<b>Security &amp; Safety</b>				
	Safety related equipment certified				
	Confined space signs, supplies				
12 6050 12	<b>Office Supplies:</b> \$300 per month				
12 6051 12	<b>Postage Utility billing:</b> mailing invoices (stamps went from 46 cents to 49 cents)				
12 6053 12	<b>Printing/Forms</b>				
	Utility Billing: inserts / envelopes: \$1,000				
	Rate increase notification: \$1,100				

**CAMBRIA COMMUNITY SERVICE DISTRICT  
FISCAL YEAR 2017 - 2018 BUDGET  
WASTEWATER FUND**

<b>ACCT #</b>	<b>ACCT DESCRIPTION</b>	<b>FY 16/17 APPROVED BUDGET</b>	<b>ACTUAL THROUGH 5/31/2017</b>	<b>PROPOSED BUDGET FY 17 - 18</b>	<b>FY 17-18 CHANGE</b>
12 6054 12	<b>Publications/Dues</b> CAL WATER ENVIRONMNT ASSN AMERICAN WATER WORKS ASSN				
12 6055 12	<b>Government Fees/Licenses</b> \$69k SWRCB permit Air Resources Board SLO County				
12 6080M 12	<b>Professional Services Misc</b> Strategic Advisor: \$32,600 (30% of \$8,500 = \$2,550 PER MO + \$2K REIMBURSEMENT) UB: Accurate Mailing Service \$4,000/yr Rate Study Consultant \$30,000 (\$15,000 WASTEWATER & \$15,000 WATER) SSMP update (including FOG update): \$10,000 Mapping Updates \$5,000 FOG annual enforcement / training \$2,000				
12 6070 12	<b>Equipment Rental:</b> Pavement saws / crane				
12 6089 12	<b>Emergency Medical Supplies</b> \$80/month inspection fire ext, medical kits, eye wash showers				
12 6094 12	<b>Clothing/Uniforms:</b> 6 employees @ \$400 per MOU				
12 6120E 12	<b>Employee Travel/Training:</b> 6 employees @ \$1,000				
12 6125 12	<b>Recruitment:</b> Wastewater Operator 2				
12 6180G 12	<b>Interest-Truck:</b> Paid off FY 16-17				
12 2513 12	<b>Principal-Truck:</b> Paid off FY 16-17				
12 2602 12	<b>Long Term Debt: General Fund:</b> no interest budgeted on existing loan of \$477,666				

**CAMBRIA COMMUNITY SERVICE DISTRICT  
FISCAL YEAR 2017 - 2018 BUDGET  
WATER FUND: OPERATIONS DEPARTMENT**

<u>ACCT #</u>	<u>ACCT DESCRIPTION</u>	<u>FY 16/17 APPROVED BUDGET</u>	<u>ACTUAL THROUGH 5/31/2017</u>	<u>PROPOSED BUDGET FY 17 - 18</u>	<u>FY 17-18 CHANGE</u>
<b>REVENUES</b>					
11 4000	<b>SALES</b>	2,127,745	1,734,543	2,251,997	124,252
11 4007 11	Returned Check Fee	353	420	400	47
11 4008 11	Account Setup/Close Fees	6,757	6,006	6,000	(757)
11 4373 11	Inspection Fees	7,386	8,456	8,450	1,064
	<b>ACCOUNT SERVICE FEES</b>	14,496	14,882	14,850	354
11 4124 11	<b>ADMINISTRATIVE FEES</b>	3,290		3,300	10
11 4010 11	Penalties	47,616	38,255	55,000	7,384
11 4011 11	Service Disconnect/Reconnect	44	86	50	6
	<b>LATE FEES</b>	47,660	38,341	55,050	7,390
					0
11 4360 11	<b>STANDBY AVAILABILITY</b>	178,000	172,366	178,000	0
11 4101 10	<b>WAIT LIST FEES</b>	61,621	61,706	61,630	9
11 4100 11	Connect Rev - SFR	-	(1,800)	20,000	20,000
11 4390 11	Other	3,919	223,240	4,500	581
	<b>OTHER</b>	3,919	221,440	24,500	20,581
<b>RESOURCE CONSERVATION</b>					
11 4050 10	ADMIN FEES	2,203	1,454	1,939	(264)
10 4150 10	TRANSFER EDUs	6,687	0	0	(6,687)
11 4110 10	REMODEL FEES	55,169	36,945	75,000	19,831
11 4122 10	RETRO FIT IN-LIEU FEES	2,500		2,500	0
11 4124 10	ASSIGNMENT FEES	3,625	2,417	4,150	525
11 1020 10	VOLUNTARY LOT MERGER	2,000		20,000	18,000
	<b>RESOURCE CONSERVATION</b>	72,184	40,816	103,589	31,405
<b>TOTAL REVENUES</b>		<b>2,508,916</b>	<b>2,284,095</b>	<b>2,692,916</b>	184,000
<b>EXPENDITURES</b>					
11 5000 11	Salary & Wages	347,427	338,762	460,083	112,656
11 5010 11	Overtime	39,365	37,553	25,000	(14,365)
11 5020 11	Standby Pay	17,294	15,729	18,250	956
	<b>SUB-TOTAL SALARY &amp; WAGES</b>	404,086	392,043	503,333	99,247
	<b>SUB-TOTAL BENEFITS</b>	305,225	290,600	335,760	30,535
	<b>TOTAL PERSONNEL COSTS</b>	710,642	682,643	839,093	128,451
11 6031D 11	M&R-Water Distribution	34,610	32,559	25,000	(9,610)
11 6031F 11	M&R-Fire Hydrants	5,166	5,166	6,000	834
11 6031G 11	M&R-Generators	832	555	1,000	168



**CAMBRIA COMMUNITY SERVICE DISTRICT  
FISCAL YEAR 2017 - 2018 BUDGET  
WATER FUND: OPERATIONS DEPARTMENT**

<u>ACCT #</u>	<u>ACCT DESCRIPTION</u>	<u>FY 16/17 APPROVED BUDGET</u>	<u>ACTUAL THROUGH 5/31/2017</u>	<u>PROPOSED BUDGET FY 17 - 18</u>	<u>FY 17-18 CHANGE</u>
11 6031L 11	M&R-Water Leimert	7,000	13,102	2,000	(5,000)
11 6031M 11	M&R-Meters	21,120	5,018	5,000	(16,120)
11 6031P 11	M&R-Pumps	7,527	1,673	-	(7,527)
11 6031Q 11	M&R-SR 3 Well	9,000	8,564	2,000	(7,000)
11 6031R 11	M&R-SR 4	55,000	55,315	10,000	(45,000)
11 6031S 11	M&R-Storage	20,000	15,458	13,500	(6,500)
11 6031T 11	M&R-Treatment	20,000	16,931	20,000	0
11 6031V 11	M&R-Valves	3,000	41	6,000	3,000
11 6031W 11	M&R-Wells	5,000	7,435	7,500	2,500
11 6031Y 11	M&R-Yard	7,204	7,098	5,100	(2,104)
	<b>DELIVERY SYSTEM REPAIRS</b>	<b>195,459</b>	<b>168,916</b>	<b>103,100</b>	<b>(92,359)</b>
11 6033B 11	M&R-Buildings	685	685	2,500	1,815
11 6033G 11	M&R-Grounds	7,500	7,500	15,000	7,500
	<b>PLANT REPAIRS</b>	<b>8,185</b>	<b>8,185</b>	<b>17,500</b>	<b>9,315</b>
11 6035 11	Cathodic Protection	3,400		-	(3,400)
11 6037 11	SCADA Maintenance			15,000	15,000
11 6036 11	Unplanned Maintenance			100,000	100,000
	<b>MAJOR MAINTENANCE</b>	<b>3,400</b>	<b>-</b>	<b>115,000</b>	<b>111,600</b>
11 6040 11	M&R-Equipment	1,000		1,000	0
11 6041L 11	M&R-Vehicles-Licensed	4,576	4,279	5,000	424
11 6041N 11	M&R-Vehicles-Non Licensed	176	157	2,000	1,824
11 6063 11	Communication Equipment	4,000		5,000	1,000
	<b>VEHICLE &amp; EQUIP REPAIRS</b>	<b>9,752</b>	<b>4,436</b>	<b>13,000</b>	<b>3,248</b>
11 6044 11	Computer Services	1,575	1,050	1,500	(75)
11 6045 11	Computer Supplies & Upgrades	2,818	1,879	1,000	(1,818)
11 6050 11	Office Supplies	3,145	2,203	3,000	(145)
11 6051 11	Postage	5,341	6,918	11,054	5,713
11 6053 11	Printing/Forms	3,005	3,078	3,000	(5)
	<b>OFFICE SUPPLIES &amp; EQUIP</b>	<b>15,884</b>	<b>15,128</b>	<b>19,554</b>	<b>3,670</b>
11 6054 11	Dues & Publications	15,000	12,935	15,000	0
11 6055 11	Gov't Fees & Licenses	35,000	48,834	42,700	7,700
	<b>GOVERNMENT FEES &amp; DUES</b>	<b>50,000</b>	<b>61,769</b>	<b>57,700</b>	<b>7,700</b>
11 6059 11	<b>BAD DEBT &amp; CLAIMS</b>	<b>11,000</b>	<b>11,487</b>	<b>1,000</b>	<b>(10,000)</b>
11 6060C 11	Utilities-Wireless	1,922	1,859	1,980	58
11 6060E 11	Utilities-Electricity	149,419	125,879	146,947	(2,472)
11 6060G 11	Utilities-Gas	1,200		1,236	36

**CAMBRIA COMMUNITY SERVICE DISTRICT  
FISCAL YEAR 2017 - 2018 BUDGET  
WATER FUND: OPERATIONS DEPARTMENT**

<u>ACCT #</u>	<u>ACCT DESCRIPTION</u>	<u>FY 16/17 APPROVED BUDGET</u>	<u>ACTUAL THROUGH 5/31/2017</u>	<u>PROPOSED BUDGET FY 17 - 18</u>	<u>FY 17-18 CHANGE</u>
11 6060I 11	Utilities-Internet	3,888	3,486	4,005	117
11 6060P 11	Utilities-Telephone	5,616	5,412	5,784	168
11 6060S 11	Utilities-Sewer	756	1,024	779	23
11 6060W 11	Utilities-Water	1,920	1,280	1,978	58
	<b>UTILITIES</b>	<b>164,721</b>	<b>138,940</b>	<b>162,708</b>	<b>(2,013)</b>
11 6078 11	LEASE-WELL SITE	37,554	37,554	36,200	(1,354)
12 6080G 11	Prof Svcs GIS	450	1,335	7,500	7,050
11 6080K 11	District Counsel	25,673	23,912	20,000	(5,673)
11 6080L 11	Legal	12,689	8,539	12,500	(189)
11 6080M 11	Professional Services Misc	81,500	81,277	47,600	(33,900)
	<b>PROFESSIONAL SERVICES</b>	<b>120,312</b>	<b>115,064</b>	<b>87,600</b>	<b>(32,712)</b>
11 6048 11	Security & Safety	1,309	895	2,000	691
11 6090 11	Operating Supplies	-	6,906	10,000	10,000
11 6090B 11	Sensor Cleaning	355	355	-	(355)
11 6091 11	Lab Tests	15,755	21,710	28,000	12,245
12 6091G 11	Calibration	2,627	2,627	2,625	(2)
11 6092 11	Lab Supplies	3,500		1,500	(2,000)
11 6093 11	Small Tools/Equip	6,791	5,298	4,000	(2,791)
11 6094 11	Clothing/Uniforms	8,000	7,505	8,000	0
11 6096 11	Fuel	14,644		12,000	(2,644)
	<b>OP SUPPLIES/EQUIPMENT</b>	<b>52,981</b>	<b>45,297</b>	<b>68,125</b>	<b>15,144</b>
11 6115 11	Meeting Expense	300		1,000	700
11 6120E 11	Employee Travel/Training	3,301	4,123	5,000	1,699
11 6125 11	Recruitment	4,000	3,772	750	(3,250)
	<b>TRAINING &amp; TRAVEL</b>	<b>7,601</b>	<b>7,895</b>	<b>6,750</b>	<b>(851)</b>
11 6170 11	Fiscalini Tank Project	630,000	629,637	-	(630,000)
11 6170 11	Stuart Street Tank Repair	-	-	64,000	64,000
11 6170 11	SCADA for San Simeon Well Fiel	90,000	85,085	-	(90,000)
11 6170 11	GIS	7,500	-	-	(7,500)
	<b>CAPITAL PROJECTS</b>	<b>727,500</b>	<b>714,722</b>	<b>64,000</b>	<b>(663,500)</b>
11 6180G 11	Interest-Truck	286		3,000	2,714
11 2515 11	Principal-Truck	8,811		6,886	(1,925)
	<b>DEBT SERVICE</b>	<b>9,097</b>	<b>-</b>	<b>9,886</b>	<b>789</b>

**CAMBRIA COMMUNITY SERVICE DISTRICT  
FISCAL YEAR 2017 - 2018 BUDGET  
WATER FUND: OPERATIONS DEPARTMENT**

<u>ACCT #</u>	<u>ACCT DESCRIPTION</u>	<u>FY 16/17 APPROVED BUDGET</u>	<u>ACTUAL THROUGH 5/31/2017</u>	<u>PROPOSED BUDGET FY 17 - 18</u>	<u>FY 17-18 CHANGE</u>
<b>RESOURCE CONSERVATION</b>					0
11 6011 10	Public Information	0	0	4,000	4,000
11 6080V 10	Voluntary Lot Merger Program	10,000	10,185	20,000	10,000
11 6090 10	Operating Supplies	0	0	7,500	7,500
11 6611 10	Rebate Program	0	0	7,500	7,500
	<b>RESOURCE CONSERVATION</b>	10,000	10,185	39,000	29,000
<b>SUBTOTAL OPERATING EXPENDITURES</b>		<b>2,134,088</b>	<b>2,022,222</b>	<b>1,640,216</b>	(493,872)
11 6200 11	<b>ADMIN DPT ALLOCATION</b>	582,420	485,350	909,348	326,928
<b>TOTAL EXPENDITURES</b>		<b>2,716,508</b>	<b>2,507,572</b>	<b>2,549,564</b>	(166,944)
<b>NET OPERATING INCOME/(LOSS)</b>		<b>(207,592)</b>	<b>(223,477)</b>	<b>143,352</b>	350,944

**WATER DEPARTMENT BUDGET NOTES**

11 6031D 11	M&R-Water Distribution	PAVING \$20K / COLD PATCH \$5K
11 6031F 11	M&R-Fire Hydrants	FLUSHING HYDRANTS: METER \$4K / REPAIR \$2K 365 HYDRANTS: ESTIMATE 10% NEED REPAIR
11 6031S 11	M&R-Storage	CATHODIC PROTECTION \$3,500 PAINT LIEMERT TANK \$10,000
11 6031V 11	M&R-Valves	REPLACE 2 VALVES @ \$3K EACH
11 6033G 11	M&R-Grounds	MOW SAN SIMEON WELL FIELD TWICE A YEAR
11 6036 11	Unplanned Maintenance	ESTIMATE FOR EMERGENCY REPAIRS
11 6063 11	Communication Equipment	RADIOS
11 6051 11	Postage: utility billing invoices (stamps from 46 to 49 cents)	
11 6054 11	Dues & Publications	ACWA \$13K / CA RURAL WTR ASSN \$1K / AWWA \$1K
11 6055 11	Gov't Fees & Licenses	SWRCB FEES
11 6060E 11	Utilities-Electricity	ALL UTILITIES INCREASED 3%
11 6080G 11	Prof Svcs GIS	GIS UPGRADES
11 6080M 11	Professional Services Misc	
		Rate Study Consultant \$30,000 (\$15,000 WASTEWATER & \$15,000 WATER)
		Strategic Advisor: \$32,600 (30% of \$8,500 = \$2,550 per mo + \$2K reimbursement)
11 6048 11	Security & Safety	SIGNAGE / HOMELAND SECURITY MEASURES
11 6092 11	Lab Supplies	FIELD TESTING CHLORINE
11 6120E 11	Employee Travel/Training	5 EMPLOYEES @ \$1K EACH
11 6180G 11	Interest-Truck: prior truck loan paid off in FY 2016-17 (\$300)	
		- water supervisor truck purchased 2017 (\$3,000)

**CAMBRIA COMMUNITY SERVICE DISTRICT  
FISCAL YEAR 2017 - 2018 BUDGET  
WATER FUND: OPERATIONS DEPARTMENT**

<b>ACCT #</b>	<b>ACCT DESCRIPTION</b>	<b>FY 16/17 APPROVED BUDGET</b>	<b>ACTUAL THROUGH 5/31/2017</b>	<b>PROPOSED BUDGET FY 17 - 18</b>	<b>FY 17-18 CHANGE</b>
11 2515 11	Principal-Truck: prior truck loan paid off in FY 2016-17 (\$8,825) - water supervisor truck purchased 2017 (\$6,886)				
	Principal/Int Fiscalini Tank; Loan not required or received in FY 16-17				
<b>RESOURCE CONSERVATION</b>					
11 60111 10	Public Information	Public Education			
11 6090 10	Operating Supplies	Shower heads/aerators/toilet leak detection kits			
11 6611 10	Rebate Program	Appliance Rebates			

**CAMBRIA COMMUNITY SERVICE DISTRICT  
FISCAL YEAR 2017 - 2018 BUDGET  
WATER FUND: SUSTAINABLE WATER FACILITY  
CAPITAL COST RECOVERY DEPARTMENT**

<u>ACCT #</u>	<u>ACCT DESCRIPTION</u>	<u>FY 16/17 APPROVED BUDGET</u>	<u>ACTUAL THROUGH 5/31/2017</u>	<u>PROPOSED BUDGET FY 17 - 18</u>	<u>FY 17-18 CHANGE</u>
<b>REVENUES</b>					
39 4041 11	Bi-monthly Base Charge	371,794	307,933	391,691	19,897
39 4051 11	Bi-monthly Usage Charge	493,718	396,821	504,756	11,038
<b>TOTAL REVENUES</b>		<b>865,512</b>	<b>704,754</b>	<b>896,446</b>	30,934
<b>EXPENDITURES</b>					
39 5000 11	Wages & Benefits	44,950	-	130,176	85,226
39 6031Z 11	Maintenance	-		12,000	12,000
39 6055 11	Govt Fees & Licenses	40,772		40,000	(772)
39 6060E11	Utilities (Electric)	19,931		12,000	(7,931)
39 6091B11	Operating Supplies	1,792		3,000	1,208
39 6091F 11	Remote System Monitorin	-	6,913	6,480	6,480
39 6091H11	Lab Testing	300		21,120	20,820
39 6080K11	Prof Svcs: Counsel	17,982	23,161	6,000	(11,982)
39 6080L11	Prof Svcs: Legal	4,118	2,745	-	(4,118)
39 6080M11	Prof Svcs: Other	25,000	7,040		(25,000)
	<b>PROFESSIONAL SERVICES</b>	<b>154,845</b>	<b>39,859</b>	<b>230,776</b>	<b>75,931</b>
39 6180I 11	Interest-Bank Loan	345,564	345,565	332,533	(13,031)
11 2513 11	Principal-Bank Loan	313,861	155,335	326,893	13,032
39 6829D 11	Performance Bond	71,649	71,649	71,650	1
	<b>DEBT SERVICE</b>	<b>731,074</b>	<b>572,549</b>	<b>731,076</b>	<b>2</b>
<b>TOTAL EXPENDITURES</b>		<b>885,919</b>	<b>612,408</b>	<b>961,852</b>	75,933
<b>NET OPERATING INCOME/(LOSS)</b>		<b>(20,407)</b>	<b>92,346</b>	<b>(65,406)</b>	(44,999)

**NOTE:**

THERE IS NO BUDGET BEING PROPOSED FOR SWF OPERATIONS IN FY 17-18 HOWEVER IN FY 16-17 THE SWF OPERATIONS BUDGET HAD A LOSS OF \$163,936.

**CAMBRIA COMMUNITY SERVICES DISTRICT  
FISCAL YEAR 2017 - 2018 CAPITAL PROJECTS BUDGET  
WATER FUND SUSTAINABLE WATER FACILITY (SWF)**

<b><u>SWF ONE-TIME REVENUES</u></b>	<b>Approved Budget FY 2016/17</b>	<b>Already Received 5/31/2017</b>	<b>Projected Receipts</b>	<b>PROPOSED BUDGET 7/1/2017</b>	<b>CHANGE</b>
Loan (Installment Sale)	\$8,939,000	\$8,939,000		\$8,939,000	\$0
Proposition 84 IRWM Project	4,382,256	4,163,142	219,113	4,382,256	(\$0)
<b>TOTALS</b>	<b>\$13,321,256</b>	<b>\$13,102,142</b>	<b>\$219,113</b>	<b>\$13,321,256</b>	<b>(\$0)</b>

<b><u>CDM SMITH TASK ORDERS</u></b>	<b>Approved Budget FY 2016/17</b>	<b>Already Spent 5/31/2017</b>	<b>Projected Expenditures</b>	<b>RECOMMENDED BUDGET 7/1/2017</b>	
Task Order #1: Hydrological Modeling	\$174,495	\$174,495	-	\$174,495	\$0
Task Order #2: Preconstruction Engineering	\$299,601	\$299,601	-	\$299,601	\$0
Task Order #3: Preconstruction Services	920,084	920,084	-	920,084	\$0
Task Order #4: Permitting: Prepurchase Assistan	499,941	499,941	-	499,941	\$0
Task Order #5: Permitting & Environmental	584,607	584,607	-	584,607	\$0
Task Order #6: Permitting & Environmental	317,071	191,698	116,392	317,071	\$0
Task Order #8: Permitting & Environmental	105,000		-	-	(\$105,000)
<b>TOTALS</b>	<b>\$2,900,799</b>	<b>\$2,670,426</b>	<b>\$116,392</b>	<b>\$2,795,799</b>	<b>(\$105,000)</b>

<b><u>DESIGN BUILD CONTRACT WITH CDM CONSTRUCTORS</u></b>	<b>Approved Budget FY 2016/17</b>	<b>Already Spent 5/31/2017</b>	<b>Projected Expenditures</b>	<b>RECOMMENDED BUDGET 7/1/2017</b>	
Design Build Contract	\$6,647,919	\$6,647,919	-	\$6,647,919	\$0
Change Order #1	511,602	511,602	-	511,602	\$0
Change Order #2	123,953	123,953	-	123,953	\$0
Change Order #3	83,268	83,268	-	83,268	\$0
<b>TOTALS</b>	<b>\$7,366,742</b>	<b>\$7,366,742</b>	<b>\$0</b>	<b>\$7,366,742</b>	<b>\$0</b>

<b><u>SWF EXPENDITURES: OTHER</u></b>	<b>Approved Budget FY 2016/17</b>	<b>Already Spent 5/31/2017</b>	<b>Projected Expenditures</b>	<b>RECOMMENDED BUDGET 7/1/2017</b>	
<b>General Costs</b>					
Primarily FGL	\$58,117	\$58,117	-	\$58,117	\$0
Flag Lot Investigation	1,315	1,315	-	1,315	\$0
RWQCB Permitting Fees	55,315	55,315	-	55,315	\$0
RWQCB-mandated Environmental Surety Bond	72,000	72,000	-	72,000	\$0
Telemetry Upgrade	83,000	-	83,000	83,000	\$0
Tracer Testing 2016	102,120	102,120	-	102,120	\$0
Remote Sensing Installation at SS Creek Bridge	10,000	-	10,000	10,000	\$0
Tuff Box Laptop Computer				5,000	\$5,000
Battery Backup for all PLCs (incl installation)				20,000	\$20,000
Pressure Transducer (impound basin)				10,000	\$10,000
OPT 10 Software (data logging)				5,000	\$5,000
<b>TOTALS</b>	<b>\$381,867</b>	<b>\$288,867</b>	<b>\$93,000</b>	<b>\$421,867</b>	<b>\$40,000</b>

**CAMBRIA COMMUNITY SERVICES DISTRICT  
FISCAL YEAR 2017 - 2018 CAPITAL PROJECTS BUDGET  
WATER FUND SUSTAINABLE WATER FACILITY (SWF)**

<b>Regular Coastal Development Permit</b>	<b>Approved Budget FY 2016/17</b>	<b>Already Spent 5/31/2017</b>	<b>Projected Expenditures</b>	<b>RECOMMENDED BUDGET 7/1/2017</b>	<b>CHANGE</b>
Environmental Impact Report to support Reg CDP (MBI)	\$168,450	\$168,450	\$0	\$168,450	\$0
CDM EIR Support	\$100,000	\$24,878	\$75,122	\$100,000	\$0
Amend 1 to EIR (MBI)	\$138,768	\$138,768	\$0	\$138,768	\$0
Permitting Support (CDM SMITH TO8)	\$105,000	\$45,839	\$59,161	\$105,000	\$0
Tracer Study Support (CDM SMITH TO7)	\$161,052	\$0	\$161,052	\$161,052	\$0
Future Mitigation Measures	\$733,948	\$11,410	\$722,538	\$733,948	\$0
<b>TOTALS</b>	<b>\$1,407,218</b>	<b>\$389,345</b>	<b>\$1,017,873</b>	<b>\$1,407,218</b>	<b>\$0</b>

<b>Professional Services Costs:</b>	<b>Approved Budget FY 2016/17</b>	<b>Already Spent 5/31/2017</b>	<b>Projected Expenditures</b>	<b>RECOMMENDED BUDGET 7/1/2017</b>	
Public Outreach	\$55,100	\$55,100	\$0	\$55,100	\$0
Rate Study, Legal Services	\$66,042	\$24,473	\$41,569	\$66,042	\$0
Debt Costs of Issuance	\$143,001	\$143,001	\$0	\$143,001	\$0
Legal Services (RE Landwatch Lawsuit)	\$419,772	\$419,772	\$0	\$419,772	\$0
Computer Programming	\$7,600	\$7,600	\$0	\$7,600	\$0
CCSD Labor Expensed to CIP Project	\$0	\$0	\$0	\$0	\$0
Strategic Advisor	\$101,592	\$67,592	\$34,000	\$101,592	\$0
<b>TOTALS</b>	<b>\$793,107</b>	<b>\$717,538</b>	<b>\$75,569</b>	<b>\$793,107</b>	<b>\$0</b>

<b>SWF START-UP EXPENDITURES</b>	<b>Approved Budget FY 2016/17</b>	<b>Already Spent 5/31/2017</b>	<b>Projected Expenditures</b>	<b>RECOMMENDED BUDGET 7/1/2017</b>	
<b>Start-Up Expenditures</b>					
Power	\$20,320	\$20,320	\$0	\$20,320	\$0
Chemicals	\$37,293	\$37,293	\$0	\$37,293	\$0
Consumables (membranes, filters, UV lamps, etc)	\$0	\$0	\$0	\$0	\$0
Maintenance	\$22,284	\$22,284	\$0	\$22,284	\$0
Impound Basin Monitoring	\$0	\$0	\$0	\$0	\$0
Advanced Water Treatment Plant Sampling	\$141,185	\$141,185	\$0	\$141,185	\$0
Baseline Monitoring to support Adaptive Manag	\$59,942	\$59,942	\$0	\$59,942	\$0
<b>Start-Up Plant Operators (Three Month Co</b>	<b>\$136,300</b>	<b>\$136,300</b>	<b>\$0</b>	<b>\$136,300</b>	<b>\$0</b>
<b>TOTALS</b>	<b>\$417,324</b>	<b>\$417,324</b>	<b>\$0</b>	<b>\$417,324</b>	<b>\$0</b>



**CAMBRIA COMMUNITY SERVICES DISTRICT  
FISCAL YEAR 2017 - 2018 CAPITAL PROJECTS BUDGET  
WATER FUND SUSTAINABLE WATER FACILITY (SWF)**

**SUMMARY**

<u>SUSTAINABLE WATER FACILITY PROJECT</u>	<u>APPROVED BUDGET FY 2016/17</u>	<u>ACTUAL THROUGH 5/31/2017</u>	<u>RECOMMENDED BUDGET 7/1/2017</u>	<u>CHANGE</u>
<b>SOURCES OF FUNDS</b>				
Loan (Installment Sale)	8,939,000	8,939,000	8,939,000	\$0
Proposition 84 Expedited Draught Grant	4,382,256	4,163,142	4,382,256	(\$0)
<b>TOTAL FUNDS AVAILABLE</b>	<b>13,321,256</b>	<b>13,102,142</b>	<b>13,321,256</b>	(\$0)
<b>EXPENDITURES</b>				
	\$13,267,057	\$11,850,242	\$13,202,057	(\$65,000)
<b>FUNDS AVAILABLE LESS EXPENDITURES</b>	<b>54,199</b>	<b>1,251,900</b>	<b>119,199</b>	\$65,000

**NOTES:**

Strategic Advisor: \$34,000 (\$8,500 X 30% = \$2,550 per month) + \$3,400

**CAMBRIA COMMUNITY SERVICES DISTRICT  
FISCAL YEAR 2017-2018 BUDGET  
ADMINISTRATION DEPARTMENT COST ALLOCATION**

	FIRE	F&R	P&R	WW	WATER	SWF
<b>E RECOVERY BASED ON EQUAL DISTRIBUTION TO ALL DEPTS</b>	16.67%	16.67%	16.67%	16.67%	16.67%	16.67%
<b>R RECOVERY BASED ON RELATIVE SIZE OF DEPT (LARGE OR SMALL)</b>	20.00%	4.00%	5.00%	30.00%	29.00%	12.00%
<b>F RECOVERY BASED ON FULL TIME EQUIVALENT STAFFING</b>	13	3	1	5	5	1.5
<b>L RECOVERY BASED ON PERCENT OF ADMIN LABOR APPLIED TO DEPT</b>	16.7%	6.3%	1.6%	22.6%	27.8%	25.0%

ACCT #	ACCT DESCRIPTION	FY 17 - 18	BUDGET	FIRE	F&R	P&R	WW	WATER	SWF
GROSS REC	L Personnel Costs	1,231,217		205,613	77,567	19,699	278,255	342,278	307,804
01 5122 09	L Medical Reimbursement			-	-	-	-	-	-
01 6011I 09	E Public Info	4,000		667	667	667	667	667	667
01 6011W 09	E Website	4,935		823	823	823	823	823	823
01 6030 09	R INSURANCE	86,942		17,388	3,478	4,347	26,083	25,213	10,433
01 6044 09	R M&R-Computer Services	71,400		14,280	2,856	3,570	21,420	20,706	8,568
01 6045 09	Computer Supplies & Upgrades	5,000		1,000	200	250	1,500	1,450	600
01 6050 09	R Office Supplies	20,100		4,020	804	1,005	6,030	5,829	2,412
01 6051 09	R Postage & Shipping	4,677		935	187	234	1,403	1,356	561
01 6052 09	R Bank Charges	2,200		440	88	110	660	638	264
01 6053 09	R Printing/Forms	1,300		260	52	65	390	377	156
01 6070 09	R Equipment Rental	500		100	20	25	150	145	60
01 6090 09	R Department Operating Supplies	1,785		357	71	89	536	518	214
01 6054 09	R Publications-Dues & Books	16,000		3,200	640	800	4,800	4,640	1,920
01 6055 09	R JPA/Gov't Fees	33,255		6,651	1,330	1,663	9,977	9,644	3,991
01 6060C 09	R Utilities-Wireless	2,106		421	84	105	632	611	253
01 6060E 09	R Utilities-Electricity	7,107		1,421	284	355	2,132	2,061	853
01 6060G 09	R Utilities-Gas	618		124	25	31	185	179	74
01 6060I 09	R Utilities-Internet	4,635		927	185	232	1,391	1,344	556
01 6060P 09	R Utilities-Telephone	15,275		3,055	611	764	4,583	4,430	1,833
01 6060S 09	R Utilities-Sewer	309		62	12	15	93	90	37
01 6060W 09	R Utilities-Water	129		26	5	6	39	37	15
01 6075 09	R OFFICE RENT	20,586		4,117	823	1,029	6,176	5,970	2,470
01 6080A 09	R Auditor	9,250		1,850	370	463	2,775	2,683	1,110
01 6080K 09	R District Counsel	88,000		17,600	3,520	4,400	26,400	25,520	10,560
01 6080L 09	R Legal	22,000		4,400	880	1,100	6,600	6,380	2,640
01 6080M 09	R Other	11,100		2,220	444	555	3,330	3,219	1,332
01 6080T 09	R Temporary Help	10,000		2,000	400	500	3,000	2,900	1,200
01 6086 09	R Outside Services	18,000		3,600	720	900	5,400	5,220	2,160
01 6115 09	L Meeting Expense	2,903		485	183	46	656	807	726
01 6120D 09	L Directors' Travel	10,000		1,670	630	160	2,260	2,780	2,500
01 6120E 09	L Training-LCW	4,500		752	284	72	1,017	1,251	1,125
01 6120E 09	L Employee Travel/Training	14,100		2,355	888	226	3,187	3,920	3,525
01 6120E 09	L Education	4,000		668	252	64	904	1,112	1,000
01 6125 09	L Employee Recruitment	3,000		501	189	48	678	834	750
	R Replace Servers	35,000		7,000	1,400	1,750	10,500	10,150	4,200
	Purchase Library building	70,732		14,146	2,829	3,537	21,220	20,512	8,488

**CAMBRIA COMMUNITY SERVICES DISTRICT  
FISCAL YEAR 2017-2018 BUDGET  
ADMINISTRATION DEPARTMENT COST ALLOCATION**

	FIRE	F&R	P&R	WW	WATER	SWF	
<b>E RECOVERY BASED ON EQUAL DISTRIBUTION TO ALL DEPTS</b>	16.67%	16.67%	16.67%	16.67%	16.67%	16.67%	
<b>R RECOVERY BASED ON RELATIVE SIZE OF DEPT (LARGE OR SMALL)</b>	20.00%	4.00%	5.00%	30.00%	29.00%	12.00%	
<b>F RECOVERY BASED ON FULL TIME EQUIVALENT STAFFING</b>	13	3	1	5	5	1.5	
<b>L RECOVERY BASED ON PERCENT OF ADMIN LABOR APPLIED TO DEPT</b>	16.7%	6.3%	1.6%	22.6%	27.8%	25.0%	
	<b>BUDGET</b>	<b>FIRE</b>	<b>F&amp;R</b>	<b>P&amp;R</b>	<b>WW</b>	<b>WATER</b>	<b>SWF</b>

<u>ACCT #</u>	<u>ACCT DESCRIPTION</u>	<u>FY 17 - 18</u>	<u>PORTION</u>	<u>PORTION</u>	<u>PORTION</u>	<u>PORTION</u>	<u>PORTION</u>	<u>PORTION</u>
	Replace Administrative Software	17,500	3,500	700	875	5,250	5,075	2,100
TOTAL EXPE	TOTAL EXPENDITURES	1,854,161	328,634	104,502	50,580	461,098	521,368	387,980
	OTHER REVENUE	10,200.0	6,930	2,204	1,067			
	<b>NET COST ALLOCATED</b>	<b>1,843,961</b>	<b>321,704</b>	<b>102,298</b>	<b>49,513</b>	<b>461,098</b>	<b>521,368</b>	<b>387,980</b>
			17.4%	5.5%	2.7%	25.0%	28.3%	21.0%

## CAMBRIA COMMUNITY SERVICES DISTRICT

**DIRECTORS:**

AMANDA RICE, President  
GREG SANDERS, Vice-President  
JIM BAHRINGER  
MICHAEL THOMPSON  
HARRY FARMER

**OFFICERS:**

JEROME D. GRUBER, General Manager  
MONIQUE MADRID, District Clerk  
TIMOTHY J. CARMEL, District Counsel

1316 Tamsen Street, Suite 201 • P.O. Box 65 • Cambria CA 93428  
Telephone (805) 927-6223 • Facsimile (805) 927-5584

### CCSD 2017 Board Goals:

1. Review Mission Statement and Vision for District. Including a town meeting prior to the end of the first quarter to address the mission statement for the District.
2. Ensure current delivery of efficient, adequate levels of service within current revenue and environmental constraints – starting with discussion of how we define “efficient” and “adequate.”
3. Support development of future resiliency and sustainability in District operations, personnel and infrastructure.
4. Build on communication and participation opportunities for the community and with outside agencies.

CAMBRIA COMMUNITY SERVICES DISTRICT

TO: Board of Directors

AGENDA NO. 8.A.

FROM: Jerry Gruber, General Manager  
Haley Dodson, Confidential Administrative Assistant

Meeting Date: June 22, 2017

Subject: DISCUSSION AND CONSIDERATION  
OF VOTING TO ELECT A  
REPRESENTATIVE TO THE SDRMA  
BOARD OF DIRECTORS

**RECOMMENDATIONS:**

Staff recommends that the Board of Directors adopt Resolution 31-2017 selecting candidates to serve as Directors on the Board of Directors for the Special District Risk Management Authority.

**FISCAL IMPACT:**

None.

**DISCUSSION:**

The CCSD is a member of the Special District Risk Management Authority (SDRMA), participating in SDRMA’s property, liability, and worker’s compensation insurance programs.

SDRMA notified members in February 2017 of nominations for four (4) seats on the SDRMA’s Board of Directors. SDRMA’s Election Committee confirmed that seven (7) candidates met the qualification requirements and submitted their nomination documents in accordance with SDRMA policy.

Attached are the Candidate Statements of Qualifications. The Board is asked to select up to four (4) candidates. The candidates are: Timothy Unruh, James Hamlin, Mike Scheafer, Michael Karen, David Aranda, Cindi Beaudet, and Jean Bracy. Also attached is an independent statement received from candidate Timothy Unruh. No separate statements were received from other candidates.

Signed resolution ballots must be received by SDRMA on or before 4:30 p.m., on Tuesday, August 29, 2017. The 4-year terms for newly elected SDRMA Directors will begin on January 1, 2018, and terminate on December 31, 2021.

Attachment: Resolution 31-2017  
Candidate’s Statement of Qualifications (7)  
Letter from Timothy Unruh Postmarked June 5, 2017

BOARD ACTION: Date \_\_\_\_\_ Approved: \_\_\_\_\_ Denied: \_\_\_\_\_

UNANIMOUS: \_\_\_ RICE \_\_\_ SANDERS \_\_\_ THOMPSON \_\_\_ BAHRINGER \_\_\_ FARMER

**RESOLUTION NO. 31-2017****A RESOLUTION OF THE GOVERNING BODY OF THE  
Cambria Community Services District  
FOR THE ELECTION OF DIRECTORS TO THE SPECIAL DISTRICT  
RISK MANAGEMENT AUTHORITY BOARD OF DIRECTORS**

**WHEREAS**, Special District Risk Management Authority (SDRMA) is a Joint Powers Authority formed under California Government Code Section 6500 et seq., for the purpose of providing risk management and risk financing for California special districts and other local government agencies; and

**WHEREAS**, SDRMA's Sixth Amended and Restated Joint Powers Agreement specifies SDRMA shall be governed by a seven member Board of Directors nominated and elected from the members who have executed the current operative agreement and are participating in a joint protection program; and

**WHEREAS**, SDRMA's Sixth Amended and Restated Joint Powers Agreement Article 7 - Board of Directors specifies that the procedures for director elections shall be established by SDRMA's Board of Directors; and

**WHEREAS**, SDRMA's Board of Directors approved Policy No. 2017-03 Establishing Guidelines for Director Elections specifies director qualifications, terms of office and election requirements; and

**WHEREAS**, Policy No. 2017-03 specifies that member agencies desiring to participate in the balloting and election of candidates to serve on SDRMA's Board of Directors must be made by resolution adopted by the member agency's governing body.

**NOW, THEREFORE, BE IT RESOLVED** that the governing body of the Cambria Community Services District selects the following candidates to serve as Directors on the SDRMA Board of Directors:

(continued)



**OFFICIAL 2017 ELECTION BALLOT  
SPECIAL DISTRICT RISK MANAGEMENT AUTHORITY  
BOARD OF DIRECTORS**

**VOTE FOR ONLY FOUR (4) CANDIDATES**

Mark each selection directly onto the ballot, voting for no more than four (4) candidates. Each candidate may receive only one (1) vote per ballot. A ballot received with more than four (4) candidates selected will be considered invalid and not counted. All ballots must be sealed and received by mail or hand delivery in the enclosed self-addressed, stamped envelope at SDRMA on or before 4:30 p.m., Tuesday, August 29, 2017. Faxes or electronic transmissions are NOT acceptable.

- TIMOTHY UNRUH**  
District Manager, Kern County Cemetery District No. 1
- JAMES M. HAMLIN (Jim)**  
Board Director, Burney Water District
- MIKE SCHEAFER (INCUMBENT)**  
Director/President, Costa Mesa Sanitary District
- MICHAEL J. KAREN**  
Board Director, Apple Valley Fire Protection District
- DAVID ARANDA (INCUMBENT)**  
General Manager, Mountain Meadows Community Services District
- CINDI BEAUDET**  
General Manager, Temecula Public Cemetery District
- JEAN BRACY, SDA (INCUMBENT)**  
Deputy Director – Administration, Mojave Desert Air Quality Management District

**ADOPTED** this \_\_\_\_ day of \_\_\_\_\_, 2017 by the Cambria Community Services District by the following roll call votes listed by name:

AYES: \_\_\_\_\_

NOES: \_\_\_\_\_

ABSTAIN: \_\_\_\_\_

ABSENT: \_\_\_\_\_

ATTEST:  
  
\_\_\_\_\_

APPROVED:  
  
\_\_\_\_\_



**Special District Risk Management Authority  
Board of Directors  
Candidate's Statement of Qualifications**

**This information will be distributed to the membership with the ballot, "exactly as submitted" by the candidates – no attachments will be accepted. No statements are endorsed by SDRMA.**

Nominee/Candidate Timothy Unruh  
 District/Agency Kern County Cemetery District No.1  
 Work Address 18662 Santa Fe Way, PO Box 354, Shafter, CA 93263  
 Work Phone 661-746-3921 Home Phone 661-746-6725

**Why do you want to serve on the SDRMA Board of Directors? (Response Required)**

The work of SDRMA is critical to the everyday operations of a Special District. Knowing that the district and the board is protected gives a 'Peace of Mind' to our daily operations. Sitting on this Board will give me an opportunity to give back to SDRMA and its membership. As a manager of a moderate sized Special District, I am especially interested in maintaining an involvement from that small district perspective. It is imperative that SDRMA maintains cost effective service to the Special District community and it's important that smaller districts have a voice in their insurance needs.

**What Board or committee experience do you have that would help you to be an effective Board Member? (SDRMA or any other organization) (Response Required)**

I spent three years as a Director for CSDA including one year as Legislation Committee Chairman. I currently sit on the CSDA Legislation Committee and am a Special District Administrator (SDA). Our District is in its fourth term as a District of Distinction which now includes the Transparency Certification. I currently sit as a Director with a city appointment on Kern Mosquito and Vector board. I have been a Director of the California Association of Public Cemeteries for 15 years and currently am Chairman of the Legislation Committee. I have been involved with the Kern County Special Districts Association since 1995 from when we worked to obtain LAFCo representation for Special Districts.

Most importantly, I have been a manager for the Kern County Cemetery District for 30 years and work daily to keep our cemetery district strong and effective in our community. To that end, I have the SDRMA General Safety Specialist Certification and with that training I work for a compliant, safe and healthy working relationship with our staff.



**Special District Risk Management Authority  
Board of Directors  
Candidate's Statement of Qualifications**

**What special skills, talents, or experience (including volunteer experience) do you have?  
(Response Required)**

I feel that community history is very important and am a volunteer with the local Historical Society. I also have sat on the local school board and have been involved with our youth through our church as well as our community through sports and especially by giving our young people a safe and entertaining place to visit after our home football games.

This being said, I feel that I am a committed and thorough person who knows that to get things done you must be involved and be able to think out of the box in difficult situations. You must listen to those around you and sometimes that means keeping one's mouth shut.

I have worked as a Manager for many years and understand the needs of special districts. What SDRMA offers is an integral part of special district operations and I feel that I can bring a passion for the practical needs of Special Districts.


**What is your overall vision for SDRMA? (Response Required)**

SDRMA has shown great concern for the Special Districts in California as is seen in their commitment to meeting our insurance needs. This is done by listening to the membership and continuing to work on being a better and complete insurance stop. I feel that the Health Insurance part of their programs will be the next large growth area. As we deal with PERB's and the needs of our work force, this area will help to meet the needs of our agencies.

Their education is excellent and they have defined their role in local government very well. It will be necessary to maintain this role and work to educate the membership. SDRMA's commitment to be a cost-effective insurance provider has work well in the past and will continue to do so as long as the Board and staff work together to fulfill their mission statement.

**I certify that I meet the candidate qualifications as outlined in the SDRMA election policy. I further certify that I am willing to serve as a director on SDRMA's Board of Directors. I will commit the time and effort necessary to serve. Please consider my application for nomination/candidacy to the Board of Directors.**

Candidate Signature



Date: April 24, 2017

**Special District Risk Management Authority  
Board of Directors  
Candidate's Statement of Qualifications**

This information will be distributed to the membership with the ballot, "exactly as submitted" by the candidates – **no attachments will be accepted.** No statements are endorsed by SDRMA.

Nominee/Candidate	<u>James M. Hamlin (Jim)</u>
District/Agency	<u>Burney Water &amp; Sewer District</u>
Work Address	<u>20541 Burney Court, Burney, Ca. 96013</u>
Work Phone	<u>(530) 335-2040</u> Home Phone <u>(530) 335-2040</u>

**Why do you want to serve on the SDRMA Board of Directors? (Response Required)**

Able to look at actuarial evidence. Being able to set adequate rates for both insurance program and districts. SDRMA needs to operate as a business.

**What Board or committee experience do you have that would help you to be an effective Board Member? (SDRMA or any other organization) (Response Required)**

Served on hospital district for 24 1/2 years, California Hospital District board for 8 years, Burney water Sewer board for three years. I had my own insurance brokerage for 43 years. I did not have an E & O Claim.



**Special District Risk Management Authority  
Board of Directors  
Candidate's Statement of Qualifications**

**What special skills, talents, or experience (including volunteer experience) do you have?  
(Response Required)**

see previous question

**What is your overall vision for SDRMA? (Response Required)**

SDRMA must operate as a viable business. Many district carriers and board members are reluctant to raise rates. When I served on Ca. Hospital Board, many of the board members were not willing to operate as a business because it would affect their hospitals bottom line.

I certify that I meet the candidate qualifications as outlined in the SDRMA election policy. I further certify that I am willing to serve as a director on SDRMA's Board of Directors. I will commit the time and effort necessary to serve. Please consider my application for nomination/candidacy to the Board of Directors.

Candidate Signature James M Hamble Date 4-1-2017

**Special District Risk Management Authority  
Board of Directors  
Candidate's Statement of Qualifications**

**This information will be distributed to the membership with the ballot, "exactly as submitted" by the candidates – no attachments will be accepted. No statements are endorsed by SDRMA.**

Nominee/Candidate **MIKE SCHEAFER**  
 District/Agency **COSTA MESA SANITARY DISTRICT**  
 Work Address **1551-B BAKER ST, COSTA MESA, CA 92626**  
 Work Phone **714-435-0300** Home Phone **714-552-9858**

**Why do you want to serve on the SDRMA Board of Directors? (Response Required)**

As an incumbent on the SDRMA Board I wish to continue providing the service and knowledge that I have been consistent with during my current term. As an insurance professional for over 44 years I bring the experience needed to manage the risks Districts are faced with. Over my term I have consistently made decisions to provide the protections necessary at the most affordable cost. Districts continue to encounter new challenges to their risk management programs. My years of experience, my continued involvement in insurance education and my desire to protect make me a sound choice to continue on the Board of SDRMA.

**What Board or committee experience do you have that would help you to be an effective Board Member? (SDRMA or any other organization) (Response Required)**

Current SDRMA Board Member. President Costa Mesa Sanitary District Board of Directors. Former City Councilmember for the City of Costa Mesa. Former Parks and Recreation Commissioner for the City of Costa Mesa.

Leadership positions, including Board President for the following: Little League Baseball, Boys and Girls Club of the Harbor Area, Costa Mesa Senior Center, The Albert Dixon Memorial Foundation (non profit providing funds for other non-profit agencies).

Over 30 years experience with Lions Clubs International. Served as District Governor, Club President several times. Chaired the California Convention Committee several times. Membership in the organization continues.

My leadership role in all these organizations gave, and give, me experience in the risks that face each. My insurance experience helps me make prudent decisions when challenged with those risks.



**Special District Risk Management Authority  
Board of Directors  
Candidate's Statement of Qualifications**

**What special skills, talents, or experience (including volunteer experience) do you have?  
(Response Required)**

Many of the organizations that I have either been elected to or volunteered for quickly put me in a leadership role. They recognized my ability to handle the risks and challenges the organizations meet. I was able to steer those organizations in a clear path to minimize the risk.

I continue to hold a teaching credential in Insurance Education with the local community college District. Additionally I was a professor of Insurance Continuing Education for many years. I have a passion for passing on the knowledge I have acquired over my career.

I have always faced the risk management challenges of any organization with the confidence that the desired outcomes would be realized. ❏

**What is your overall vision for SDRMA? (Response Required)**

My vision is to continue providing the protection and service to the Special Districts that make them strong in their risk management efforts. I will continue to work for those ends while keeping strong my conviction that rates need to be adequate yet affordable for the Districts.

New technologies, changes in legislation, make it extremely difficult for Districts to keep up with the factors posing new challenges to risk management, insurance, etc. My experience in those areas, my position as an elected official, make me keenly aware of how to protect the Districts.

I will continue to be committed to making SDRMA the leader in protecting the risk management needs of our Special Districts.

**I certify that I meet the candidate qualifications as outlined in the SDRMA election policy. I further certify that I am willing to serve as a director on SDRMA's Board of Directors. I will commit the time and effort necessary to serve. Please consider my application for nomination/candidacy to the Board of Directors.**

Candidate Signature \_\_\_\_\_



Date \_\_\_\_\_

4/25/17

**Special District Risk Management Authority**  
**Board of Directors**  
**Candidate's Statement of Qualifications**

**This information will be distributed to the membership with the ballot, "exactly as submitted" by the candidates – no attachments will be accepted. No statements are endorsed by SDRMA.**

Nominee/Candidate \_\_\_\_\_ Michael J. Karen \_\_\_\_\_  
District/Agency \_\_\_\_\_ Apple Valley Fire Board \_\_\_\_\_  
Work Address \_\_\_\_\_ N/A \_\_\_\_\_  
Work Phone \_\_\_\_\_ N/A \_\_\_\_\_ Home Phone \_\_\_\_\_ 760-713-3273 \_\_\_\_\_

**Why do you want to serve on the SDRMA Board of Directors? (Response Required)**

I would be honored to serve on the SDRMA Board of Directors because I am interested in not only risk management, but insurance as well. I have run my own company and have seen first hand how accidents can affect the bottom line.

---

---

---

---

---

---

---

---

**What Board or committee experience do you have that would help you to be an effective Board Member? (SDRMA or any other organization) (Response Required)**

I was appointed to the Apple Valley Fire Board in February of 2016. I was re-elected the same year. During my time on the board, I have already been a part of many great things. The board and I helped to pass Measure A which funds our district in perpetuity. We also passed and have streamlined the budget. I have also been a part of evaluations as well.

---

---

---

---

---

---

---

---

---

---

---

---

---

---

---

---

---

---

---

---

---

---

---



**Special District Risk Management Authority  
Board of Directors  
Candidate's Statement of Qualifications**

**What special skills, talents, or experience (including volunteer experience) do you have?  
(Response Required)**


I have been a business owner, and I am a Veteran of Desert Strike/Desert Storm. I am a member of the Apple Valley Chamber of Commerce, Victor Valley Republican, and the Community Emergency Response Team (CERT). I am an elected member of the Republican Central Committee as well as a Director for the Apple Valley Fire District. I have donated my time to seniors, the needy, and Salvation Army. I was also a Man About Town nominee for the High Desert Phoenix Foundation.

**What is your overall vision for SDRMA? (Response Required)**

As a Director, I would work to promote education in the districts. I would also build coalitions to keep the rates competitive. I hope to work with the board on any and all issues facing all of our districts. I would love to be elected to such a distinguished team!

**I certify that I meet the candidate qualifications as outlined in the SDRMA election policy. I further certify that I am willing to serve as a director on SDRMA's Board of Directors. I will commit the time and effort necessary to serve. Please consider my application for nomination/candidacy to the Board of Directors.**

Candidate Signature



Date

4-20-17

**Special District Risk Management Authority  
Board of Directors  
Candidate's Statement of Qualifications**

This information will be distributed to the membership with the ballot, "exactly as submitted" by the candidates – **no attachments will be accepted.** No statements are endorsed by SDRMA.

Nominee/Candidate David Aranda  
 District/Agency Mountain Meadows Community Services District  
 Work Address 17980 Highline Rd - Tehachapi CA 93561  
 Work Phone 661-822-7616 Home Phone 661-300-1231

**Why do you want to serve on the SDRMA Board of Directors? (Response Required)**

Working with six other board members and the staff,  
as a team is challenging and rewarding.

Over the years of my service on the SDRMA Board  
I hope the members have found my input to be  
beneficial and it is my desire to continue to look  
after the members receiving the best service at a  
fair cost.

**What Board or committee experience do you have that would help you to be an effective Board Member? (SDRMA or any other organization) (Response Required)**

Service on SDRMA  
Service on SOWCA - I was part of the group that  
consolidate two entities into one entity which was  
very cost effective  
Service on SDLF  
Past Service on CSDA - current Education Committee member



**Special District Risk Management Authority  
Board of Directors  
Candidate's Statement of Qualifications**

**What special skills, talents, or experience (including volunteer experience) do you have?  
(Response Required)**


Serving as a General MANAGER over the past twenty plus years and serving as a Board Member ASISTS me in understanding the proper process that benefits the operation of SDRMA  
Eighteen years of experience with SDRMA provides a good knowledge base to benefit the members

**What is your overall vision for SDRMA? (Response Required)**

- 1) Continue to provide excellent service
- 2) Continue the balance of a financially strong pool that provides great policy coverage at the best pricing possible.
- 3) Serve the members with cutting edge software customer service oriented employees and a Board that remembers who we are serving!

I certify that I meet the candidate qualifications as outlined in the SDRMA election policy. I further certify that I am willing to serve as a director on SDRMA's Board of Directors. I will commit the time and effort necessary to serve. Please consider my application for nomination/candidacy to the Board of Directors.

Candidate Signature



Date

4-20-17

**Special District Risk Management Authority  
Board of Directors  
Candidate's Statement of Qualifications**

This information will be distributed to the membership with the ballot, "exactly as submitted" by the candidates – no attachments will be accepted. No statements are endorsed by SDRMA.

Nominee/Candidate	Cindi Beaudet		
District/Agency	Temecula Public Cemetery District		
Work Address	41911 C Street, Temecula CA 92592		
Work Phone	(951)699-1630	Home Phone	(951)541-8736

**Why do you want to serve on the SDRMA Board of Directors? (Response Required)**

As a member of SDRMA, I've learned first hand the risk and challenges that comes with my type of Special District. I think it is important to have an active and knowledgeable voice representing our industry and districts and that understands the role special districts play and their importance. I will bring sound policy principles to the table and work with my fellow board members in the spirit of collaboration to ensure SDRMA continues to be a cost effective, high quality risk management service.

**What Board or committee experience do you have that would help you to be an effective Board Member? (SDRMA or any other organization) (Response Required)**

I have played an active role in the cemetery industry in both the private sector and with special districts for almost two decades and was elected in 2006 to the Board of California Association of Public Cemeteries (CAPC). While on the Board for CAPC one of my roles was Education Committee Chair, working with executive staff to identify learning and certification opportunities for our members. This experience has provided me with the skills and knowledge of board development, procedures, protocol and policy development.



**Special District Risk Management Authority  
Board of Directors  
Candidate's Statement of Qualifications**

**What special skills, talents, or experience (including volunteer experience) do you have?  
(Response Required)**


Since 2004 I have served as General Manager to the Temecula Public Cemetery District. I consider myself to be well versed in cemetery leadership, risk mitigation, best management practices and risk reduction. I hold a life insurance license from the State of California. I am an advocate for the cemetery profession, serving as a formal mentor for CAPC. I am engaged and involved heavily in my community and understand first hand the challenges and risk associated with cemetery operations and management.

**What is your overall vision for SDRMA? (Response Required)**

My overall vision for SDRMA is that it appropriately and accurately addresses the risk and mitigation needs of all its members in a thoughtful and deliberate manner, considering the size, scope and nuances of each type of public agency. This thoughtful consideration will provide better service to our members while maintaining the cost effective quality programs SDRMA continues to offer.

**I certify that I meet the candidate qualifications as outlined in the SDRMA election policy. I further certify that I am willing to serve as a director on SDRMA's Board of Directors. I will commit the time and effort necessary to serve. Please consider my application for nomination/candidacy to the Board of Directors.**

Candidate Signature



Date

4/27/17

**Special District Risk Management Authority  
Board of Directors  
Candidate's Statement of Qualifications**

**This information will be distributed to the membership with the ballot, "exactly as submitted" by the candidates – no attachments will be accepted. No statements are endorsed by SDRMA.**

Nominee/Candidate    Jean Bracy, SDA  
 District/Agency     Mojave Desert Air Quality Management District  
 Work Address        14306 Park Ave., Victorville, CA 92392  
 Work Phone          760-245-1661

**Why do you want to serve on the SDRMA Board of Directors?**

I have served on the SDRMA Board of Directors since 2010. In 2017 I was elected by the Board to be the **Board President**. The Board strives to provide a variety of avenues for members to be successful and has adopted many important programs and policies aimed to provide members **cost effective coverage**. Each year, the Board **carefully considered** rates for services and from 2009 to 2016 voted to hold rates flat for the property/liability program. Through strategic planning SDRMA has a **strong financial base**. SDRMA has included **Cyber Coverage**; provided a **FREE Law Legal Hotline**; established a **multiple-policy discount** (5%) for each member who belongs to both the property/liability and the workers compensation programs; shares investment earnings with members through a **longevity distribution**; established the **loss prevention allowance funds** which reimburses members for safety-related costs up to \$1,000; launched and enhanced the SDRMA **interactive website**; provided **FREE online training** through Target Solutions; launched a **Safety Specialist Certificate** program; and contracted with Company Nurse to provide **FREE screening services** for work-related injury cases. I have worked closely with **SDRMA for 17 years**. I am attracted to its member-focused, pro-active, and positive mission. I would like to see – and be a part of – SDRMA continue this member-centric approach.

**What Board or committee experience do you have that would help you to be an effective Board Member? (SDRMA or any other organization)**

I am serving my eighth year on the **SDRMA Board of Directors** and in 2017 I am the Board President. I am serving my fifth year on the Board of Directors for the **Special District Leadership Foundation (SDLF)** and I am the Board Secretary. On this Board I have been part of the continuing expansion of the SDLF programs, including the premier program, **District of Distinction**, also the Special District Administrator Certificate, the Recognition of Special District Governance, and the District Transparency Certificate of Excellence.

My career experience with special districts has helped me to understand the issues specific to smaller organizations. I have learned what it really means for an organization to do more with less. I have also learned that political realities for special districts are distinct from other forms of governments. As the Deputy Director – Administration for the Mojave Desert Air Quality Management District, I am the staff representative to the Governing Board Committees for Budget and Personnel. I am a member of and have chaired the California Air Pollution Control Officers Association (CAPCOA), statewide committees for Fiscal and Human Resource officers. I organized and have chaired the Alternate Fuel Task Force for the Mojave Desert air basin; I have represented the District in the Antelope Valley Clean Cities Coalition.

My working opportunities have crossed several public service types. I served as the Victorville city representative to the Technical Advisory Committee for the Victor Valley Transit Authority and as the City representative and officer on the Executive Committee of the Regional Economic Development Authority. I volunteered four years on the Board of Directors of the Victor Valley Federal Credit Union. For six years, I worked as an adjunct professor at Victor Valley Community College teaching Public Works Administration.



**Special District Risk Management Authority  
Board of Directors  
Candidate's Statement of Qualifications**

**What special skills, talents, or experience (including volunteer experience) do you have?**

As professional and as a volunteer, I have a wide range of experiences with organizational structures, long term and vision planning, development of staff and volunteers, and resource and program management. My experience of leading organizational activities and implementing change for growth includes bringing together intergenerational and multicultural groups to achieve common goals.

I am an effective manager with expertise in efficient and productive management implementing process improvements in finance, human resources, risk management, and a wide variety of related administrative and organizational functions. I have led highly skilled teams to support the achievement of overall agency goals and objectives.

I earned a Master's Degree in Public Administration from California State University, San Bernardino

I earned the Special District Administrator Certification from the Special Districts Leadership Foundation

I earned the Recognition of Special District Governance from the Special Districts Leadership Foundation

I earned the Masters Certification in Labor Relations from the California Public Employers Labor Relations Association (CALPELRA)

**What is your overall vision for SDRMA?**

I want to continue contributing my experience and expertise to SDRMA's overall function to further strengthen and enhance the lines of services provided by SDRMA. I want to see members educated to be wise in their management to reduce costs and deliver their very important missions to their communities. I want to be part of the mission to enhance the member's experience through claims management and education that leads to loss prevention.

**I certify that I meet the candidate qualifications as outlined in the SDRMA election policy. I further certify that I am willing to serve as a director on SDRMA's Board of Directors. I will commit the time and effort necessary to serve. Please consider my application for nomination/candidacy to the Board of Directors.**

Candidate Signature



Date

2-27-17

Hello,

My name is Tim Unruh, SDA and I am running for a seat in the 2017 SDRMA Board of Directors election. I have been the District Manager of the Kern County Cemetery District for the past 30 years which consists of two cemeteries, including Shafter Memorial Park and Wasco Memorial Park. I am also a Director for the Kern Mosquito and Vector Control District which covers 1,657 square miles of Kern County. My education includes a B.A. in Ag-Business with an emphasis in Economics from Tabor College with postgraduate work in Business from Cal State – Bakersfield.



Previously, I was a representative for what is now Network 4 when I was elected to the CSDA Board of Directors in 2002. I chaired the CSDA Legislation Committee for 2003 and currently sit on the Legislation Committee.

In 2015, our District was the recipient of the SDRMA Earl Sayre "Excellence in Safety" award. This was accomplished through hard work and training. My desire is to take that same hard work and commitment to work for all special districts as a Director on the SDRMA board.

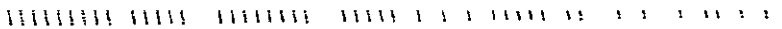
What I will contribute as a SDRMA Director is to be actively involved by advocating for special districts in California. Each of our districts, whether small or large, have insurance needs that impact us. These needs must be listened to and I want to work through SDRMA to do just that. Together, our involvement in SDRMA has created the ability to work as a cohesive body that can help special districts with their insurance. As a group, this allows for a greater impact to work for the issues of special districts. I understand what it means to wear multiple hats as both a General Manager and a Director. I know the difficulties that face special districts every day. I feel I can add a dimension to the SDRMA board that will help with the decisions this board will consider.

I also understand the need for continuing education for districts to stay on top of the legislation and requirements that come out of Sacramento. I have a General Safety Specialist Certification from SDRMA and a Special District Administrator Certification from CSDA. I have taken advantage of various education programs. I have seen the positive results from education and will be involved to promote more district participation in what SDRMA offers.

I want to encourage you to vote in this SDRMA election and to thank you for your vote for me as well as the opportunity to work for your special district on the SDRMA Board of Directors.

Respectfully Submitted,


Tim Unruh  
General Manager  
Kern County Cemetery District



Tim Unruh  
29534 Madera Ave  
Shafter, CA 93263

SANTA CLARITA CA 913

JUN 2017 PM 5:1



Jerry Gruber,  
General Manager, Cambria Community Services  
District  
Post Office Box 65  
Cambria, California 93428-0065

93428-006565





## CAMBRIA COMMUNITY SERVICES DISTRICT

TO: Board of Directors

AGENDA NO. **8.B.**

FROM: Jerry Gruber, General Manager

-----  
Meeting Date: June 22, 2017Subject: DISCUSSION AND CONSIDERATION  
TO AWARD CONTRACT FOR THE  
CONSTRUCTION OF THE  
FISCALINI RANCH PRESERVE  
COMMUNITY PARK PROJECT,  
PHASE 1  
-----**RECOMMENDATIONS:**

Staff recommends that the Board of Directors award the contract for the construction of Phase 1 of the Fiscalini Ranch Preserve Community Park Project (the "Project") to S. Chaves Construction, Inc. in the amount of \$302,800.

**FISCAL IMPACT:**

The Project cost of \$302,800 is included in the 2017/18 Budget. The following funds have been identified for the Project: remaining funds from Proposition 1A that the Board had previously designated for the Project; a one year only allocation of \$79,640 from garbage franchise fees; and a one year only allocation of property tax funds to Parks and Recreation in the amount of \$152,344.

**DISCUSSION:**

As the Board of Directors is aware, the Fiscalini Ranch Preserve Community Park was initially put out to bid late last year. The Community Park Master Plan for the Fiscalini Ranch Preserve provides for the construction of a community park on the East Fiscalini Ranch Preserve. Accordingly, contract documents, including drawings and specifications, were developed for Phase 1 of the Community Park Project, which consists of grading and drainage improvements and includes the following:

- Demolition of single family residence at 1777 Rodeo Grounds Road, in accordance with San Luis Obispo County Minor Use Permit/Coastal Development Permit DRC 2015- 00146.
- Site finish grading (Dog Park, parking lot, emergency access road).
- Red Rock parking lot (95 spaces) with ADA parking stalls, signage and accessible pervious paver walkway.
- Contour smoothing and reseeding of all disturbed areas (no landscaping).
- Drainage infrastructure (vegetated swales, drainage ditches, storm drain pipes).
- Emergency access road.
- No utilities (other than storm drain) are proposed with Phase 1 (no electric, gas lighting, water, sewer, telecom, etc.)

In addition, a bid alternate for the Dog Park fencing was included for the Project and bidders were required to include a price for the Dog Park work as part of their bid.

Unfortunately, the bids that were received last December were much higher than anticipated, ranging from \$297,340 up to \$648,000. At that time, based upon the expected cost of the Project, it had been bid using informal bidding procedures under the Uniform Public Construction Cost Accounting Act ("UPCCAA" reference Public Contract Code Sections 22030 et seq. and CCSD Municipal Code Chapter 1.06). Given the amount of the bids that were received, under the informal bidding procedures the District was required to reject all of the bids.

Subsequently, the Parks, Recreation and Open Space Commission (PROS), held meetings to discuss alternatives, and ultimately decided that the Project should be rebid. Accordingly, except for some minor changes to the plans, the Project has been rebid following the formal bidding procedures in the UPCCAA. Bids received range from \$302,800 to \$346,988 (see attached Bid Sheet).

The low bid that was received is from S. Chaves Construction, Inc., in the amount of \$302,800 (see attached bid). The bid breakdown for the three Project components that were to be bid upon are: the parking lot, walkway, grading work and erosion control and demolition of two wells - \$257,093; demolition of an abandoned house on the property - \$15,900; and as a bid alternate, the price for the dog park fence - \$29,807. PROS has reviewed the bids and is recommending going forward with the winning bid.

The cost of the Project is included in the 2017/18 Budget, and this agenda item is being presented for consideration following the approval of the Budget.

The CCSD prepared a Final Master Environmental Impact Report for the Fiscalini Ranch Preserve Project, including the Community Park Plan, pursuant to the requirements of CEQA. The EIR was certified and the Fiscalini Ranch Preserve Project and Community Park Plan were approved and required findings were made in accordance with CEQA on November 16, 2009.

Attachments: Bid Sheet  
Bid from S. Chaves Construction, Inc.

-----

BOARD ACTION:	Date	Approved:	Denied:
UNANIMOUS	___ RICE ___ SANDERS ___ THOMPSON:	___ BAHRINGER ___ FARMER	



### Bid Form

*RFI Process:*

Requests for Information (RFI's) during the bidding process shall be submitted via email to [monte@civil-studio.com](mailto:monte@civil-studio.com) no later than April 12th 2017. RFI's will be answered and distributed to all bidders no later than April 14th 2017.

1. Contractor shall provide a price for all items identified in the SLO County approved civil engineering plans by Civil Design Studio dated September 13th, 2016 for the Fiscalini Ranch Preserve Community Park Phase 1 Project. This includes (but not limited to):
  - a. Red rock parking lot with 6" minimum thickness of redrock **DO NOT INCLUDE RAILROAD TIE HEADER (omit note 12 on sheets C300-C302).**
  - b. Pervious paver walkway
  - c. Contour smoothing in future sports field
  - d. Drainage swales **DO NOT INCLUDE CULVERTS IN PRIMARY DRAINAGE SWALE (omit note 45 on sheets C300-C302). DO NOT INCLUDE BIO-DEGRADABLE GEO-FABRIC as shown on detail "X" sheet C302.**
  - e. Seeding all disturbed areas
  - f. Erosion control as determined by project QSP. Minimum required shall match sheet C500 of approved civil plans. (water may be required for dust control for summertime construction)
  - g. Grading for dog park
  - h. Construct 6" minimum thick red rock emergency access road from parking lot and **connect** to Piney Way
  - i. Coordination with SLO County public works inspector and completion of project driveway with approved encroachment permit.
  - j. **Demolition of two water wells located in the middle of the future sports field. (only one was indicated on the plans, but two must be removed)**

Contractor shall complete the work to the satisfaction of the SLO County building inspector and the CCSD.

LUMP SUM PRICE: 257,093.<sup>00</sup>

2. Contractor shall provide a price for demolishing, disposal and cleanup of the abandoned house located on APN 013-131-033. Finished grade contours shall be returned to a "natural" appearance.

LUMP SUM PRICE: 15,900.<sup>00</sup>

3. Alternate Bid. Contractor shall provide a price for construction of the dog park fence as described in the Notice Inviting Bids and as shown in the project approved civil engineering plans and based upon the design details set forth below.

LUMP SUM PRICE: 29,807.<sup>00</sup>

## LIST OF SUBCONTRACTORS FORM

Pursuant to the provisions set forth in Sections 4100-4113, inclusive of the Public Contract Code of the State of California, it is required that the Contractor set forth in his Bid the name and principal business address of each Subcontractor who will perform work or labor or render service to the Contractor on or about the construction. Vendors or suppliers of materials, only, are not required to be listed.

If a Contractor fails to specify a Subcontractor for any portion of the work to be performed under the Contract, on or about the construction of the project, in excess of 1/2 of 1% of the Contractor's total Bid, he shall be deemed to have agreed to perform such portion himself, using his own resources and employed personnel and he shall not be permitted to sub-contract that portion of the work, except under the conditions set forth in Section 4107 of the Public Contract Code. Subcontractors shall not sublet their work as a whole.

Should the Contractor violate any of the provisions of said Chapter, his so doing will be deemed a violation of his Contract and the awarding authority shall have the right to terminate the Contractor's control over the work. Upon any such violation, the Contractor may be subject to such penalties as are prescribed by Law.

In the event of an inadvertent error in the California Contractor number is made for a subcontractor listed, such error shall not be grounds for filing a bid protest or grounds for considering a bid nonresponsive. The corrected license number must be submitted within 24 hours after bid opening and corrected contractor's license number must correspond to the submitted name and location.

If the prospective contractor fails to correct an inadvertent error for a listed subcontractor's license number within the 24-hour time period, the Owner may find the bid nonresponsive.

The prospective contractor shall be solely responsible to correct any errors in the notation of the listed subcontractors California Contractor's license number;

Failure to submit a corrected California Contractor's license number in compliance with the process set forth above will cause the bid to be nonresponsive.

## SUBCONTRACTOR LIST

Portion of Work Seeding 5.41% Name KCI Environmental, Inc.  
 Address P.O. Box 3307, San Luis Obispo, CA 93403  
 California CSLB No. 813844  
 DIR Registration No. 1000010403 DIR Reg. No. Exp. Date 6/30/17

Portion of Work Abandon Well 1.98% Name Miller Drilling Company

Address 329 N. Main, Templeton, CA 93465  
 California CSLB No. 324634  
 DIR Registration No. 1000018105 DIR Reg. No. Exp. Date 6/30/17

Portion of Work Fencing 8.42% Name Big Wakoo Fence, Inc.  
 Address 358 Ormonde Rd, Arroyo Grande, CA 93420  
 California CSLB No. 878381  
 DIR Registration No. 1000005304 DIR Reg. No. Exp. Date 6/30/17

Portion of Work Pavers 5.98% Name DMA Construction  
 Address P.O. Box 481, Poso Robles, CA 93447  
 California CSLB No. 994765  
 DIR Registration No. 1000048467 DIR Reg. No. Exp. Date 6/30/17

Portion of Work \_\_\_\_\_ Name \_\_\_\_\_  
 Address \_\_\_\_\_  
 California CSLB No. \_\_\_\_\_  
 DIR Registration No. \_\_\_\_\_ DIR Reg. No. Exp. Date \_\_\_\_\_

Portion of Work \_\_\_\_\_ Name \_\_\_\_\_  
 Address \_\_\_\_\_  
 California CSLB No. \_\_\_\_\_  
 DIR Registration No. \_\_\_\_\_ DIR Reg. No. Exp. Date \_\_\_\_\_

ADD ADDITIONAL FORMS AS NECESSARY TO LIST ALL SUBCONTRACTORS

## NONCOLLUSION DECLARATION

TO BE EXECUTED BY BIDDER AND SUBMITTED WITH BID

I, Terri L. Chaves, declare that  
 I am President of S. Chaves Construction Inc., the party  
 making the foregoing bid.

The bid is not made in the interest of, or on behalf of, any undisclosed person, partnership, company, association, organization, or corporation. The bid is genuine and not collusive or sham. The bidder has not directly or indirectly induced or solicited any other bidder to put in a false or sham bid. The bidder has not directly or indirectly colluded, conspired, connived, or agreed with any bidder or anyone else to put in a sham bid, or to refrain from bidding. The bidder has not in any manner, directly or indirectly, sought by agreement, communication, or conference with anyone to fix the bid price of the bidder or any other bidder, or to fix any overhead, profit, or cost element of the bid price, or of that of any other bidder. All statements contained in the bid are true. The bidder has not, directly or indirectly, submitted his or her bid price or any breakdown thereof, or the contents thereof, or divulged information or data relative thereto, to any corporation, partnership, company, association, organization, bid depository, or to any member or agent thereof, to effectuate a collusive or sham bid, and has not paid, and will not pay, any person or entity for such purpose.

Any person executing this declaration on behalf of a bidder that is a corporation, partnership, joint venture, limited liability company, limited liability partnership, or any other entity, hereby represents that he or she has full power to execute, and does execute, this declaration on behalf of the bidder.

I declare under penalty of perjury under the laws of the State of California that the foregoing is true and correct and that this declaration is executed on 4/5/17 [date], at  
San Luis Obispo [city], California [state]."

 - President

(Signature and Title of Declarant)



**ATTACH BIDDER'S BOND TO ACCOMPANY BID**

Know all men by these presents:

That we S. Chaves Construction, Inc., AS PRINCIPAL, and  
The Guarantee Company of North America USA, AS SURETY, are  
held and firmly bound unto the Cambria Community Services District in the sum of:

ten percent of the amount bid----- Dollars  
(10%) to be paid to said District or its certain attorney, its successors and  
assigns; for which payment, well and truly to be made, we bind ourselves, our heirs,  
executors and administrators, successors or assigns, jointly and severally, firmly by these  
presents:

THE CONDITION OF THIS OBLIGATION IS SUCH, that if the certain bid of the above  
bounden  
S. Chaves Construction, Inc.

to \_\_\_\_\_ construct  
Fiscalini Ranch Preserve Community Park, Phase 1  
(insert name of street and limits to be improved or project)


dated April 27, 2017 is accepted by the Cambria Community Services District,  
and if the above

bounden S. Chaves Construction, Inc., his heirs,  
executors, administrators, successors, and assigns shall duly enter into and execute a  
contract for such construction and shall execute and deliver the two bonds described within  
ten (10) days (not including Saturdays, Sundays, or legal holidays) after the above  
bounden,

S. Chaves Construction, Inc., has received notice  
by and from the said Cambria Community Services District that said contract is ready for  
execution, then this obligation shall become null and void; otherwise, it shall be and remain  
in full force and virtue.

IN WITNESS WHEREOF, we hereunto set our hands and seals this 17th day of April,  
2017.

**Bidder Principal:** S. Chaves Construction, Inc.




Signature

Title: *President*

*4/18/17*

Date




**Surety:**

The Guarantee Company of North America USA



Vincent M. Scolari, Attorney-In-Fact

Bidder's signature is not required to be notarized. Surety's signature must be notarized.  
Equivalent form may be substituted



**CALIFORNIA ALL-PURPOSE ACKNOWLEDGMENT**

**CIVIL CODE § 1189**

A notary public or other officer completing this certificate verifies only the identity of the individual who signed the document to which this certificate is attached, and not the truthfulness, accuracy, or validity of that document.

State of California )  
County of Santa Clara )

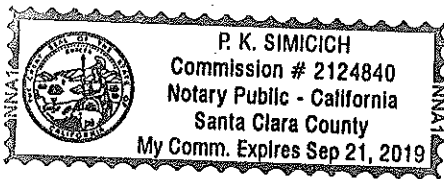
On April 17, 2017 before me, P. K. Simicich, Notary Public  
*Date Here Insert Name and Title of the Officer*

personally appeared Vincent M. Scolari  
*Name(s) of Signer(s)*

who proved to me on the basis of satisfactory evidence to be the person(s) whose name(s) is/are subscribed to the within instrument and acknowledged to me that he/she/they executed the same in his/her/their authorized capacity(ies), and that by his/her/their signature(s) on the instrument the person(s), or the entity upon behalf of which the person(s) acted, executed the instrument.

I certify under PENALTY OF PERJURY under the laws of the State of California that the foregoing paragraph is true and correct.

WITNESS my hand and official seal. ~



Signature [Handwritten Signature]  
*Signature of Notary Public*

*Place Notary Seal Above*

**OPTIONAL**

*Though this section is optional, completing this information can deter alteration of the document or fraudulent reattachment of this form to an unintended document.*

**Description of Attached Document**

Title or Type of Document: \_\_\_\_\_ Document Date: \_\_\_\_\_

Number of Pages: \_\_\_\_\_ Signer(s) Other Than Named Above: \_\_\_\_\_

**Capacity(ies) Claimed by Signer(s)**

Signer's Name: \_\_\_\_\_

- Corporate Officer – Title(s): \_\_\_\_\_
- Partner –  Limited  General
- Individual  Attorney in Fact
- Trustee  Guardian or Conservator
- Other: \_\_\_\_\_

Signer Is Representing: \_\_\_\_\_

Signer's Name: \_\_\_\_\_

- Corporate Officer – Title(s): \_\_\_\_\_
- Partner –  Limited  General
- Individual  Attorney in Fact
- Trustee  Guardian or Conservator
- Other: \_\_\_\_\_

Signer Is Representing: \_\_\_\_\_



# THE GUARANTEE COMPANY OF NORTH AMERICA USA

Southfield, Michigan

## POWER OF ATTORNEY

**KNOW ALL BY THESE PRESENTS:** That **THE GUARANTEE COMPANY OF NORTH AMERICA USA**, a corporation organized and existing under the laws of the State of Michigan, having its principal office in Southfield, Michigan, does hereby constitute and appoint

*Vincent M. Scolari, Patricia K. Simicich, Felicia R. Gardner, Wendy R. Pastora, David J. Bachan, F. R. Hudson, III,  
Deborah L. Tablak, Charles M. Griswold, Yesenia Rivera  
McSherry & Hudson*

its true and lawful attorney(s)-in-fact to execute, seal and deliver for and on its behalf as surety, any and all bonds and undertakings, contracts of indemnity and other writings obligatory in the nature thereof, which are or may be allowed, required or permitted by law, statute, rule, regulation, contract or otherwise.

The execution of such instrument(s) in pursuance of these presents, shall be as binding upon **THE GUARANTEE COMPANY OF NORTH AMERICA USA** as fully and amply, to all intents and purposes, as if the same had been duly executed and acknowledged by its regularly elected officers at the principal office.

The Power of Attorney is executed and may be certified so, and may be revoked, pursuant to and by authority of Article IX, Section 9.03 of the By-Laws adopted by the Board of Directors of **THE GUARANTEE COMPANY OF NORTH AMERICA USA** at a meeting held on the 31<sup>st</sup> day of December, 2003. The President, or any Vice President, acting with any Secretary or Assistant Secretary, shall have power and authority.

1. To appoint Attorney(s)-in-fact, and to authorize them to execute on behalf of the Company, and attach the Seal of the Company thereto, bonds and undertakings, contracts of indemnity and other writings obligatory in the nature thereof; and
2. To revoke, at any time, any such Attorney-in-fact and revoke the authority given, except as provided below
3. In connection with obligations in favor of the Florida Department of Transportation only, it is agreed that the power and authority hereby given to the Attorney-in-Fact includes any and all consents for the release of retained percentages and/or final estimates on engineering and construction contracts required by the State of Florida Department of Transportation. It is fully understood that consenting to the State of Florida Department of Transportation making payment of the final estimate to the Contractor and/or its assignee, shall not relieve this surety company of any of its obligations under its bond.
4. In connection with obligations in favor of the Kentucky Department of Highways only, it is agreed that the power and authority hereby given to the Attorney-in-Fact cannot be modified or revoked unless prior written personal notice of such intent has been given to the Commissioner – Department of Highways of the Commonwealth of Kentucky at least thirty (30) days prior to the modification or revocation.

Further, this Power of Attorney is signed and sealed by facsimile pursuant to resolution of the Board of Directors of the Company adopted at a meeting duly called and held on the 6th day of December 2011, of which the following is a true excerpt:

RESOLVED that the signature of any authorized officer and the seal of the Company may be affixed by facsimile to any Power of Attorney or certification thereof authorizing the execution and delivery of any bond, undertaking, contracts of indemnity and other writings obligatory in the nature thereof, and such signature and seal when so used shall have the same force and effect as though manually affixed.



IN WITNESS WHEREOF, **THE GUARANTEE COMPANY OF NORTH AMERICA USA** has caused this instrument to be signed and its corporate seal to be affixed by its authorized officer, this 23rd day of February, 2012.

**THE GUARANTEE COMPANY OF NORTH AMERICA USA**

Stephen C. Ruschak, Vice President

Randall Musselman, Secretary

STATE OF MICHIGAN  
County of Oakland

On this 23rd day of February, 2012 before me came the individuals who executed the preceding instrument, to me personally known, and being by me duly sworn, said that each is the herein described and authorized officer of The Guarantee Company of North America USA; that the seal affixed to said instrument is the Corporate Seal of said Company; that the Corporate Seal and each signature were duly affixed by order of the Board of Directors of

*Cynthia A. Takai*  
Notary Public, State of Michigan  
County of Oakland

My Commission Expires February 27, 2018  
Acting in Oakland County

IN WITNESS WHEREOF, I have hereunto set my hand at The Guarantee Company of North America USA offices the day and year above written.



I, Randall Musselman, Secretary of **THE GUARANTEE COMPANY OF NORTH AMERICA USA**, do hereby certify that the above and foregoing is a true and correct copy of a Power of Attorney executed by **THE GUARANTEE COMPANY OF NORTH AMERICA USA**, which is still in full force and effect.

IN WITNESS WHEREOF, I have thereunto set my hand and attached the seal of said Company this 17th day of April, 2017

Randall Musselman, Secretary



## CAMBRIA COMMUNITY SERVICES DISTRICT

TO: Board of Directors

AGENDA NO. **8.C.**FROM: Jerry Gruber, General Manager  
Monique Madrid, Administrative Services Officer/District Clerk

Meeting Date: June 22, 2017

Subject: DISCUSSION AND CONSIDERATION  
TO APPROVE AN PROFESSIONAL  
SERVICES INFORMATION  
TECHNOLOGY (IT) AGREEMENT WITH  
TEKTEGRITY AND AUTHORIZE THE  
GENERAL MANAGER TO EXECUTE  
THE AGREEMENT**RECOMMENDATION:**

Staff recommends the Board approve an Agreement for IT Support services and authorize the General Manager to execute an Agreement for Information Technology (IT) services with TekTegrity for a 3-year term (Fiscal Year 2017/2018 through Fiscal Year 2019/2020).

**FISCAL IMPACT:**

The fiscal impact for this contract is \$26,376.00 annually. This provides for 10 hours of support per month. This is an estimation of time needed based on the size of the agency and number of users.

Any unused hours will roll over to the next month. A review for any increase will be made on a quarterly basis.

Additionally, there is an onboarding cost of \$5747.00 for the new company for labor and hardware.

**DISCUSSION:**

Staff published a Request for Proposal for Information Technology (IT) services. The CCSD received the responses from three (3) companies, which were reviewed by staff. The least expensive firm for the annual cost was selected. Their cost for onboarding is slightly higher than the other company however, it does include more hardware.

Information Technology (IT) Support Services Proposals								
Company Name	One-Time Installation Fee	Onsite Backup (Required)	Estimated Monthly Cost	Additional Costs	Shipping	Taxes	Total	Annual Total
TekTegrity			\$2,198.00					\$26,376.00
ITECH Solutions		\$1,800.00	\$3,290.00					\$39,480.00
Tech Xpress	Waived		\$2,821.00				\$2,821.00	\$33,852.00
<b>Onboarding Costs</b>								
	<b>Labor</b>			<b>Hardware/Taxes/shipping</b>				<b>Total</b>
Tek Tegrity	\$2,500.00			\$3,247.00				\$5,747.00
ITECH Solutions	\$2,000.00			\$1,800.00				\$3,800.00
Tech Xpress	N/A							

Tek Tegrity's proposal is significantly less expensive than the other proposals. We conducted a reference check and all of their current clients gave them high marks. They come to the CCSD highly recommend.

The professional qualifications of all of the other proposers are excellent, but their proposals were simply not cost competitive.

Competent and reliable information technology support is critical to the operations of the CCSD. The CCSD has a very complex information technology network, which serves all CCSD operations. The CCSD needs to update their servers and have waited for the results of the RFP to consult with the IT Support contractor as well as make the investment in new servers. The new hardware will be relocated to the Fire Department. This will allow the servers to have the ongoing support of generators in the event of a power-outage.

The Agreement provides for professional information technology maintenance and management services by TekTegrity. TekTegrity will provide their broad information technology experience as a service provider, including their 24-hour remote service capabilities and 1-hour response time. Each CCSD employee, no matter what shift they work, will be able to resolve their information technology problems within one hour. It's important to note that with these managed information technology services, many problems are resolved before an employee is even aware of it because TekTegrity will work remotely, behind the scenes and after hours to maintain/update/repair CCSD servers, the network system, and computers.

Staff recommends that the CCSD Board of Directors approve an Agreement with Tek Tegrity for IT Support services and Authorize General Manager to execute the Agreement for a 3-year term.

Attachments: Tek Tegrity Draft Agreement  
Tek Tegrity Proposal

-----  
BOARD ACTION: Date \_\_\_\_\_ Approved: \_\_\_\_\_ Denied: \_\_\_\_\_

UNANIMOUS: \_\_\_ RICE \_\_\_ SANDERS \_\_\_ THOMPSON \_\_\_ BAHRINGER \_\_\_ FARMER\_\_\_

## **AGREEMENT FOR CONSULTANT SERVICES**

This AGREEMENT FOR CONSULTANT SERVICES (“Agreement”) is made and effective as of June 22, 2017, between **TEKTEGRITY** (“Consultant”), and the **CAMBRIA COMMUNITY SERVICES DISTRICT**, a political corporation of the State of California (“District”). In consideration of the mutual covenants and conditions set forth herein, the parties agree as follows:

### **1. TERM**

This Agreement shall commence on [COMMENCEMENT DATE] and shall remain and continue in effect until [TERMINATION DATE], unless sooner terminated pursuant to the provisions of this Agreement.

### **2. SERVICES**

Consultant shall perform the tasks described and comply with all terms and provisions set forth in Exhibit “A,” attached hereto and incorporated herein by this reference.

### **3. PERFORMANCE**

Consultant shall at all times faithfully, competently and to the best of his/her ability, experience and talent, perform all tasks described herein. Consultant shall employ, at a minimum generally accepted standards and practices utilized by persons engaged in providing similar services as are required of Consultant hereunder in meeting its obligations under this Agreement.

### **4. AGREEMENT ADMINISTRATION**

District’s General Manager, Jerry Gruber, shall represent District in all matters pertaining to the administration of this Agreement. Jeff Bower shall represent Consultant in all matters pertaining to the administration of this Agreement.

### **5. PAYMENT**

The District agrees to pay the Consultant in accordance with the payment rates and terms set forth in Exhibit “B,” attached hereto and incorporated herein by this reference, in monthly progress payments based on time spent on each task.

### **6. SUSPENSION OR TERMINATION OF AGREEMENT WITHOUT CAUSE**

(a) The District may at any time, for any reason, with or without cause, suspend or terminate this Agreement, or any portion hereof, by serving upon the Consultant at least thirty (30) days prior written notice. Upon receipt of said notice, the Consultant shall immediately cease all work under this Agreement, unless the notice



provides otherwise. If the District suspends or terminates a portion of this Agreement such suspension or termination shall not make void or invalidate the remainder of this Agreement.

(b) In the event this Agreement is terminated pursuant to this Section, the District shall pay to Consultant the actual value of the work performed up to the time of termination, provided that the work performed is of value to the District. Upon termination of the Agreement pursuant to this Section, the Consultant will submit an invoice to the District pursuant to Section 5.

## 7. **TERMINATION ON OCCURRENCE OF STATED EVENTS**

This Agreement shall terminate automatically on the occurrence of any of the following events:

- (a) Bankruptcy or insolvency of any party;
- (b) Sale of Consultant's business;
- (c) Assignment of this Agreement by Consultant without the consent of District; or
- (d) End of the Agreement term specified in Section 1.

## 8. **DEFAULT OF CONSULTANT**

(a) The Consultant's failure to comply with the provisions of this Agreement shall constitute a default. In the event that Consultant is in default for cause under the terms of this Agreement, District shall have no obligation or duty to continue compensating Consultant for any work performed after the date of default and can terminate this Agreement immediately by written notice to the Consultant. If such failure by the Consultant to make progress in the performance of work hereunder arises out of causes beyond the Consultant's control, and without fault or negligence of the Consultant, it shall not be considered a default.

(b) If the District Manager or his/her delegate determines that the Consultant is in default in the performance of any of the terms or conditions of this Agreement, he/she shall cause to be served upon the Consultant a written notice of the default. The Consultant shall have ten (10) days after service upon it of said notice in which to cure the default by rendering a satisfactory performance. In the event that the Consultant fails to cure its default within such period of time, the District shall have the right, notwithstanding any other provision of this Agreement to terminate this Agreement without further notice and without prejudice to any other remedy to which it may be entitled at law, in equity or under this Agreement.

9. **LAWS TO BE OBSERVED.** Consultant shall:

(a) Procure all permits and licenses, pay all charges and fees, and give all notices which may be necessary and incidental to the due and lawful prosecution of the services to be performed by Consultant under this Agreement;

(b) Keep itself fully informed of all existing and proposed federal, state and local laws, ordinances, regulations, orders, and decrees which may affect those engaged or employed under this Agreement, any materials used in Consultant's performance under this Agreement, or the conduct of the services under this Agreement;

(c) At all times observe and comply with, and cause all of its employees to observe and comply with all of said laws, ordinances, regulations, orders, and decrees mentioned above;

(d) Immediately report to the District's General Manager in writing any discrepancy or inconsistency it discovers in said laws, ordinances, regulations, orders, and decrees mentioned above in relation to any plans, drawings, specifications, or provisions of this Agreement; and

(e) The District, and its officers, agents and employees, shall not be liable at law or in equity occasioned by failure of the Consultant to comply with this Section.

10. **OWNERSHIP OF DOCUMENTS**

(a) Consultant shall maintain complete and accurate records with respect to sales, costs, expenses, receipts, and other such information required by District that relate to the performance of services under this Agreement. Consultant shall maintain adequate records of services provided in sufficient detail to permit an evaluation of services. All such records shall be maintained in accordance with generally accepted accounting principles and shall be clearly identified and readily accessible. Consultant shall provide free access to the representatives of District or its designees at reasonable times to such books and records; shall give District the right to examine and audit said books and records; shall permit District to make transcripts therefrom as necessary; and shall allow inspection of all work, data, documents, proceedings, and activities related to this Agreement. Such records, together with supporting documents, shall be maintained for a period of three (3) years after receipt of final payment.

(b) Upon completion of, or in the event of termination or suspension of this Agreement, all original documents, designs, drawings, maps, models, computer files, surveys, notes, and other documents prepared in the course of providing the services to be performed pursuant to this Agreement shall become the sole property of the District and may be used, reused, or otherwise disposed of by the District without the permission of the Consultant. With respect to computer files, Consultant shall make available to the District, at the Consultant's office and upon reasonable written request

by the District, the necessary computer software and hardware for purposes of accessing, compiling, transferring, and printing computer files.

## 11. **INDEMNIFICATION**

(a) **Indemnification for Professional Liability.** When the law establishes a professional standard of care for Consultant's Services, to the fullest extent permitted by law, Consultant shall indemnify, protect, defend and hold harmless District and any and all of its officials, employees and agents ("Indemnified Parties") from and against any and all losses, liabilities, damages, costs and expenses, including attorney's fees and costs to the extent same are caused in whole or in part by any negligent or wrongful act, error or omission of Consultant, its officers, agents, employees or subcontractors (or any entity or individual that Consultant shall bear the legal liability thereof) in the performance of professional services under this agreement.

(b) **Indemnification for Other Than Professional Liability.** Other than in the performance of professional services and to the full extent permitted by law, Consultant shall indemnify, defend and hold harmless District, and any and all of its employees, officials and agents from and against any liability (including liability for claims, suits, actions, arbitration proceedings, administrative proceedings, regulatory proceedings, losses, expenses or costs of any kind, whether actual, alleged or threatened, including attorneys fees and costs, court costs, interest, defense costs, and expert witness fees), where the same arise out of, are a consequence of, or are in any way attributable to, in whole or in part, the performance of this Agreement by Consultant or by any individual or entity for which Consultant is legally liable, including but not limited to officers, agents, employees or subcontractors of Consultant.

(c) **General Indemnification Provisions.** Consultant agrees to obtain executed indemnity agreements with provisions identical to those set forth here in this section from each and every subcontractor or any other person or entity involved by, for, with or on behalf of Consultant in the performance of this agreement. In the event Consultant fails to obtain such indemnity obligations from others as required here, Consultant agrees to be fully responsible according to the terms of this section. Failure of District to monitor compliance with these requirements imposes no additional obligations on District and will in no way act as a waiver of any rights hereunder. This obligation to indemnify and defend District as set forth here is binding on the successors, assigns or heirs of Consultant and shall survive the termination of this agreement or this section.

(d) **Indemnification for Design Professional Services.** Notwithstanding anything herein to the contrary, to the fullest extent permitted by law for all design professional services arising under this Agreement, Consultant shall indemnify, protect, defend and hold harmless District and any and all of its officials, employees and agents ("Indemnified Parties") from and against any and all losses, liabilities, damages, costs and expenses, including attorney's fees and costs which arise out of, pertain to, or relate to the negligence, recklessness, or willful misconduct of the Consultant.

12. **INSURANCE**

Consultant shall maintain prior to the beginning of and for the duration of this Agreement insurance coverage as specified in Exhibit "C," attached hereto and incorporated herein as though set forth in full.

13. **INDEPENDENT CONSULTANT**

(a) Consultant is and shall at all times remain as to the District a wholly independent Consultant. The personnel performing the services under this Agreement on behalf of Consultant shall at all times be under Consultant's exclusive direction and control. Neither District nor any of its officers, employees, or agents shall have control over the conduct of Consultant or any of Consultant's officers, employees, or agents, except as set forth in this Agreement. Consultant shall not at any time or in any manner represent that it or any of its officers, employees, or agents are in any manner officers, employees, or agents of the District. Consultant shall not incur or have the power to incur any debt, obligation, or liability whatever against District, or bind District in any manner.

(b) No employee benefits shall be available to Consultant in connection with performance of this Agreement. Except for the fees paid to Consultant as provided in the Agreement, District shall not pay salaries, wages, or other compensation to Consultant for performing services hereunder for District. District shall not be liable for compensation or indemnification to Consultant for injury or sickness arising out of performing services hereunder.

14. **UNDUE INFLUENCE**

Consultant declares and warrants that no undue influence or pressure was or is used against or in concert with any officer or employee of the Cambria Community Services District in connection with the award, terms or implementation of this Agreement, including any method of coercion, confidential financial arrangement, or financial inducement. No officer or employee of the Cambria Community Services District will receive compensation, directly or indirectly, from Consultant, or from any officer, employee or agent of Consultant, in connection with the award of this Agreement or any work to be conducted as a result of this Agreement. Violation of this Section shall be a material breach of this Agreement entitling the District to any and all remedies at law or in equity.

15. **NO BENEFIT TO ARISE TO LOCAL EMPLOYEES**

No member, officer, or employee of District, or their designees or agents, and no public official who exercises authority over or responsibilities with respect to the project during his/her tenure or for one year thereafter, shall have any interest, direct or indirect, in any agreement or sub-agreement, or the proceeds thereof, for work to be performed in connection with the project performed under this Agreement.

16. **RELEASE OF INFORMATION/CONFLICTS OF INTEREST**

(a) All information gained by Consultant in performance of this Agreement shall be considered confidential and shall not be released by Consultant without District's prior written authorization. Consultant, its officers, employees, agents, or subcontractors, shall not without written authorization from the District Manager or unless requested by the District Counsel, voluntarily provide declarations, letters of support, testimony at depositions, response to interrogatories, or other information concerning the work performed under this Agreement or relating to any project or property located within the District. Response to a subpoena or court order shall not be considered "voluntary" provided Consultant gives District notice of such court order or subpoena.

(b) Consultant shall promptly notify District should Consultant, its officers, employees, agents, or subContractors be served with any summons, complaint, subpoena, notice of deposition, request for documents, interrogatories, request for admissions, or other discovery request, court order, or subpoena from any person or party regarding this Agreement and the work performed thereunder or with respect to any project or property located within the District. District retains the right, but has no obligation, to represent Consultant and/or be present at any deposition, hearing, or similar proceeding. Consultant agrees to cooperate fully with District and to provide the opportunity to review any response to discovery requests provided by Consultant. However, District's right to review any such response does not imply or mean the right by District to control, direct, or rewrite said response.

17. **NOTICES**

Any notice which either party may desire to give to the other party under this Agreement must be in writing and may be given either by (i) personal service, (ii) delivery by a reputable document delivery service, such as but not limited to, Federal Express, which provides a receipt showing date and time of delivery, or (iii) mailing in the United States Mail, certified mail, postage prepaid, return receipt requested, addressed to the address of the party as set forth below or at any other address as that party may later designate by notice:

To District: Jerry Gruber, District Manager  
Cambria Community Services District  
PO Box 65  
Cambria, CA 93428

To Consultant: TekTegrity  
150 South Street  
San Luis Obispo, CA 93401

18. **ASSIGNMENT**

The Consultant shall not assign the performance of this Agreement, nor any part thereof, without the prior written consent of the District.

19. **GOVERNING LAW**

The District and Consultant understand and agree that the laws of the State of California shall govern the rights, obligations, duties, and liabilities of the parties to this Agreement and also govern the interpretation of this Agreement. Any litigation concerning this Agreement shall take place in the superior or federal district court with jurisdiction over the Cambria Community Services District.

20. **ENTIRE AGREEMENT**

This Agreement contains the entire understanding between the parties relating to the obligations of the parties described in this Agreement. All prior or contemporaneous agreements, understandings, representations, and statements, or written, are merged into this Agreement and shall be of no further force or effect. Each party is entering into this Agreement based solely upon the representations set forth herein and upon each party's own independent investigation of any and all facts such party deems material.

21. **TIME**

District and Consultant agree that time is of the essence in this Agreement.

22. **CONTENTS OF PROPOSAL**

Consultant is bound by the contents of the Proposal submitted by the Consultant, Exhibit "A," attached hereto and previously incorporated herein.

23. **CONSTRUCTION**

The parties agree that each has had an opportunity to have their counsel review this Agreement and that any rule of construction to the effect that ambiguities are to be resolved against the drafting party shall not apply in the interpretation of this Agreement or any amendments or exhibits thereto. The captions of the sections are for convenience and reference only, and are not intended to be construed to define or limit the provisions to which they relate.

24. **AMENDMENTS**

Amendments to this Agreement shall be in writing and shall be made only with the mutual written consent of all of the parties to this Agreement.

25. **AUTHORITY TO EXECUTE THIS AGREEMENT**

The person or persons executing this Agreement on behalf of Consultant warrants and represents that he/she has the authority to execute this Agreement on behalf of the Consultant and has the authority to bind Consultant to the performance of its obligations hereunder.

**IN WITNESS WHEREOF**, the parties hereto have caused this Agreement to be executed the day and year first above written.

**CAMBRIA COMMUNITY SERVICES  
DISTRICT**

**TEKTEGRITY**

By: \_\_\_\_\_  
Jerry Gruber, District Manager

By: \_\_\_\_\_  
Jeff Bower

ATTEST:

\_\_\_\_\_  
Monique Madrid, District Clerk



EXHIBIT A  
CONSULTANT'S PROPOSAL

EXHIBIT B

FEE ESTIMATE

## EXHIBIT C

### INSURANCE REQUIREMENTS

*Prior to the beginning of and throughout the duration of the Work, Consultant will maintain insurance in conformance with the requirements set forth below. Consultant will use existing coverage to comply with these requirements. If that existing coverage does not meet the requirements set forth here, Consultant agrees to amend, supplement or endorse the existing coverage to do so. Consultant acknowledges that the insurance coverage and policy limits set forth in this section constitute the minimum amount of coverage required. Any insurance proceeds available to District in excess of the limits and coverage required in this agreement and which is applicable to a given loss, will be available to District.*

*Consultant shall provide the following types and amounts of insurance:*

Commercial General Liability Insurance using Insurance Services Office "Commercial General Liability" policy from CG 00 01 or the equivalent. Defense costs must be paid in addition to limits. There shall be no cross liability exclusion for claims or suits by one insured against another. Limits are subject to review but in no event less than \$1,000,000 per occurrence.

Business Auto Coverage on ISO Business Auto Coverage from CA 00 01 including symbol 1 (Any Auto) or the equivalent. Limits are subject to review, but in no event to be less than \$1,000,000 per accident. If Consultant owns no vehicles, this requirement may be satisfied by a non-owned auto endorsement to the general liability policy described above. If Consultant or Consultant's employees will use personal autos in any way on this project, Consultant shall provide evidence of personal auto liability coverage for each such person.

Workers Compensation on a state-approved policy form providing statutory benefits as required by law with employer's liability limits no less than \$1,000,000 per accident or disease.

Professional Liability or Errors and Omissions Insurance as appropriate shall be written on a policy form coverage specifically designated to protect against acts, errors or omissions of the Consultant and "Covered Professional Services" as designated in the policy must specifically include work performed under this agreement. The policy limit shall be no less than \$1,000,000 per claim and in the aggregate. The policy must "pay on behalf of" the insured and must include a provision establishing the insurer's duty to defend the insured. The policy retroactive date shall be on or before the effective date of this agreement.

*Insurance procured pursuant to these requirements shall be written by insurer that are admitted carriers in the state California and with an A.M. Bests rating of A- or better and a minimum financial size VII.*

General conditions pertaining to provision of insurance coverage by Consultant. Consultant and District agree to the following with respect to insurance provided by Consultant:

1. Consultant agrees to have its insurer endorse the third party general liability coverage required herein to include as additional insureds District, its officials employees and agents, using standard ISO endorsement No. CG 2010 with an edition prior to 1992 or current equivalent. Consultant also agrees to require all consultants, and subcontractors to do likewise.

2. No liability insurance coverage provided to comply with this Agreement shall prohibit Consultant, or Consultant's employees, or agents, from waiving the right of subrogation prior to a loss. Consultant agrees to waive subrogation rights against District regardless of the applicability of any insurance proceeds, and to require all Consultants and subcontractors to do likewise.

3. All insurance coverage and limits provided by Consultant and available or applicable to this agreement are intended to apply to the full extent of the policies. Nothing contained in this Agreement or any other agreement relating to the District or its operations limits the application of such insurance coverage.

4. None of the coverages required herein will be in compliance with these requirements if they include any limiting endorsement of any kind that has not been first submitted to District and approved of in writing.

5. No liability policy shall contain any provision or definition that would serve to eliminate so-called "third party action over" claims, including any exclusion for bodily injury to an employee of the insured or of any Consultant or subcontractor.

6. All coverage types and limits required are subject to approval, modification and additional requirements by the District, as the need arises. Consultant shall not make any reductions in scope of coverage (e.g. elimination of contractual liability or reduction of discovery period) that may affect District's protection without District's prior written consent.

7. Proof of compliance with these insurance requirements, consisting of certificates of insurance evidencing all of the coverages required and an additional insured endorsement to Consultant's general liability policy, shall be delivered to District at or prior to the execution of this Agreement. In the event such proof of any insurance is not delivered as required, or in the event such insurance is canceled at any time and no replacement coverage is provided, District has the right, but not the duty, to obtain any insurance it deems necessary to protect its interests under this or any other

agreement and to pay the premium. Any premium so paid by District shall be charged to and promptly paid by Consultant or deducted from sums due Consultant, at District option.

8. Certificate(s) are to reflect that the insurer will provide 30 days notice to District of any cancellation of coverage. Consultant agrees to require its insurer to modify such certificates to delete any exculpatory wording stating that failure of the insurer to mail written notice of cancellation imposes no obligation, or that any party will “endeavor” (as opposed to being required) to comply with the requirements of the certificate.

9. It is acknowledged by the parties of this agreement that all insurance coverage required to be provided by Consultant or any subcontractor, is intended to apply first and on a primary, noncontributing basis in relation to any other insurance or self insurance available to District.

10. Consultant agrees to ensure that subcontractors, and any other party involved with the project that is brought onto or involved in the project by Consultant, provide the same minimum insurance coverage required of Consultant. Consultant agrees to monitor and review all such coverage and assumes all responsibility for ensuring that such coverage is provided in conformity with the requirements of this section. Consultant agrees that upon request, all agreements with subcontractors and others engaged in the project will be submitted to District for review.

11. Consultant agrees not to self-insure or to use any self-insured retentions or deductibles on any portion of the insurance required herein and further agrees that it will not allow any Consultant, subcontractor, Architect, Engineer or other entity or person in any way involved in the performance of work on the project contemplated by this agreement to self-insure its obligations to District. If Consultant’s existing coverage includes a deductible or self-insured retention, the deductible or self-insured retention must be declared to the District. At the time the District shall review options with the Consultant, which may include reduction or elimination of the deductible or self-insured retention, substitution of other coverage, or other solutions.

12. The District reserves the right at any time during the term of the contract to change the amounts and types of insurance required by giving the Consultant ninety (90) days advance written notice of such change. If such change results in substantial additional cost to the Consultant, the District will negotiate additional compensation proportional to the increase benefit to District.

13. For purposes of applying insurance coverage only, this Agreement will be deemed to have been executed immediately upon any party hereto taking any steps that can be deemed to be in furtherance of or towards performance of this Agreement.

14. Consultant acknowledges and agrees that any actual or alleged failure on the part of District to inform Consultant of non-compliance with any insurance

requirements in no way imposes any additional obligations on District nor does it waive any rights hereunder in this or any other regard.

15. Consultant will renew the required coverage annually as long as District, or its employees or agents face an exposure from operations of any type pursuant to this agreement. This obligation applies whether or not the agreement is canceled or terminated for any reason. Termination of this obligation is not effective until District executes a written statement to that effect.

16. Consultant shall provide proof that policies of insurance required herein expiring during the term of this Agreement have been renewed or replaced with other policies providing at least the same coverage. Proof that such coverage has been ordered shall be submitted prior to expiration. A coverage binder or letter from Consultant's insurance agent to this effect is acceptable. A certificate of insurance and/or additional insured endorsement as required in these specifications applicable to the renewing or new coverage must be provided to District within five days of the expiration of the coverages.

17. The provisions of any workers' compensation or similar act will not limit the obligations of Consultant under this agreement. Consultant expressly agrees not to use any statutory immunity defenses under such laws with respect to District, its employees, officials and agents.

18. Requirements of specific coverage features or limits contained in this section are not intended as limitations on coverage, limits or other requirements nor as a waiver of any coverage normally provided by any given policy. Specific reference to a given coverage feature is for purposes of clarification only as it pertains to a given issue, and is not intended by any party or insured to be limiting or all-inclusive.

19. These insurance requirements are intended to be separate and distinct from any other provision in this Agreement and are intended by the parties here to be interpreted as such.

20. The requirements in this Section supersede all other sections and provisions of this Agreement to the extent that any other section or provision conflicts with or impairs the provisions of this Section.

21. Consultant agrees to be responsible for ensuring that no contract used by any party involved in any way with the project reserves the right to charge District or Consultant for the cost of additional insurance coverage required by this agreement. Any such provisions are to be deleted with reference to District. It is not the intent of District to reimburse any third party for the cost of complying with these requirements. There shall be no recourse against District for payment of premiums or other amounts with respect thereto.

22. Consultant agrees to provide immediate notice to District of any claim or loss against Consultant arising out of the work performed under this agreement. District assumes no obligation or liability by such notice, but has the right (but not the duty) to monitor the handling of any such claim or claims if they are likely to involve District.





COVER SHEET

Cambria CSD

RFQ FOR Streamline IT

Name of Firm:  
TekTegrity \_\_\_\_\_

Mailing Address: 150 South Street, San Luis Obispo, CA 93401

Contact Person: Jeff Franklin

Telephone (805)-596-0135 Fax (805)-426-8995

Firm is a:	Joint Venture	( )
	California Corporation	(X)
	Partnership	( )
	Sole Proprietorship	( )
	Other	( )

Firm's Federal Tax ID Number: 20-4657473

Jeff Franklin  
Signature of Authorized Representative

Date: 3/23/17

Jeff Franklin  
Typed name of Authorized Representative

SLO & Santa Barbara:  
805.596.0135 **ph**

Fresno County:  
805.596.0135 **ph**

Kern County:  
805.596.0135 **ph**

Stanislaus County:  
805.596.0135 **ph**



## Table of Contents

Letter of Transmittal .....	3
Qualifications .....	4
TekTegrity Company Profile.....	4
Firm's Capabilities .....	4
References .....	5
Company Certifications.....	7
Fingerprinting Status and Statement.....	8
Certification Documentation.....	8
CSLB C-7 License .....	8
FCC Green Light Status.....	8
Employee Certifications .....	8

SLO & Santa Barbara:  
805.596.0135 **ph**

Fresno County:  
805.596.0135 **ph**

Kern County:  
805.596.0135 **ph**

Stanislaus County:  
805.596.0135 **ph**





## Letter of Transmittal

TekTegrity Inc., 150 South Street, San Luis Obispo, CA 93401  
 805-596-0135, [www.tekgrity.com](http://www.tekgrity.com)  
 Federal TIN: 20-4657473, CA State TIN: 2870463  
**USAC SPIN Number: 143029011**  
**FCC FRN Number: 0021426267**  
**CSLB C-7 Contractors License Number: 1008742**

Cambria Community Services District  
 Attention: Haley Dodson  
 P.O. Box 65  
 Cambria, CA 93428

Dear Mrs. Dodson and Cambria CSD Team,

Thank you for considering TekTegrity in your IT Managed Service Provider search. It is an honor to present this proposal to you which details how we plan to serve your organization with ongoing IT services, project implementation, and proactive maintenance.

If selected, TekTegrity is committed to providing timely and professional IT services to Cambria CSD in accordance with all guidelines outlined in your RFP. Proposal and cost schedule shall be valid and binding for ninety (90) days following the proposal due date and will become part of the contract that is negotiated with the CCSD

Best Regards,

  
 Jeff Franklin  
 IT Consultant  
 TekTegrity Inc.  
[JFranklin@TekTegrity.com](mailto:JFranklin@TekTegrity.com)  
 (805)-305-4245

03/23/17

Date

SLO & Santa Barbara:  
 805.596.0135 **ph**

Fresno County:  
 805.596.0135 **ph**

Kern County:  
 805.596.0135 **ph**

Stanislaus County:  
 805.596.0135 **ph**



## Qualifications

### TekTegrity Company Profile

**Our mission is Productivity Enhanced, Lives Enriched.** We accomplish this mission through the hard work of an amazing team dedicated to the values of Trust, Tenacity, Growth, and Camaraderie. Our people leverage superior technology solutions in the workplace and stay intentionally connected to the community we serve. TekTegrity was founded in 2004 in San Luis Obispo by Russ Levanway (CEO) and Jeremy Koellish (COO) to provide managed IT services for businesses, schools, local government, and non-profit organizations. Since 2004, we have expanded our reach to serve more than 300 organizations in California's central coast and central valley, while maintaining fidelity to our original mission and services approach. With 57 employees, TekTegrity has the size and scale to deliver on large and complex infrastructure projects and support engagements. Our maturity also allows us to invest in research and development to keep our clients ahead of the technology and data security curve. TekTegrity has earned many honors over the years including the Pacific Coast Business Times' Spirit of Small Business Company of the Year, CRN's Managed Services Provider 500 recipient, and Inc. Magazine's Inc. 5000 list for two consecutive years.

### Firm's Capabilities

Over the past 12 years, TekTegrity has successfully provided both comprehensive and co-sourced IT support for many of the largest businesses and public sector organizations on the Central Coast including industry leaders in healthcare, education, professional services, agriculture, construction, manufacturing, local government and non-profits. In these contexts, we have performed multi-site network deployments and management, complete VMware server/storage infrastructure deployments and management, disaster recovery planning, business continuity and data backup solutions, enterprise wireless deployments, full life-cycle client hardware support, mobile computing integration and management, security consulting and remediation, help-desk services, and seamless escalation support for organizations with in-house IT departments.

SLO & Santa Barbara:  
805.596.0135 [ph](mailto:ph@tektegrity.com)

Fresno County:  
805.596.0135 [ph](mailto:ph@tektegrity.com)

Kern County:  
805.596.0135 [ph](mailto:ph@tektegrity.com)

Stanislaus County:  
805.596.0135 [ph](mailto:ph@tektegrity.com)



### References

Customer Name: People's Self Help Housing  
 Contact Individual: Davis Foley, Network Administrator/IT Manager  
 Email Address: [davisf@pshhc.org](mailto:davisf@pshhc.org)  
 Telephone: 805-781-3088  
 Location: 53 Central Coast sites in Monterey, San Luis Obispo, and Ventura counties  
 Services Description: TekTegrity was engaged to review, prioritize, and implement findings from a comprehensive IT systems and operations audit done by a third party auditing firm in early 2015. TekTegrity worked alongside internal IT staff to prioritize and successfully implement the major recommendations from the audit within 18 months. TekTegrity now provides ongoing IT strategic planning, 24/7 infrastructure managed services, help-desk escalation services, backup and business continuity services, Office 365 support, and technology procurement.

Customer Name: Templeton Unified School District  
 Contact Individual: Andrew Alsup, Director of Technology and Information Services  
 Email Address: [aalsup@templetonusd.org](mailto:aalsup@templetonusd.org)  
 Telephone: 805-434-4073  
 Location: 6 school and administrative sites in Templeton  
 Services Description: TekTegrity was engaged in 2014 to make major renovations to the District network to support rapidly growing client device density. Renovations included auditing systems, designing a new physical and logical network, moving the District from a single flat network to a segmented network with site specific subnets and vLANs, and deployment of approximately 50 managed switches and 100 wireless access points. TekTegrity continues to provide supplemental IT services, 24/7 server monitoring, backup and business continuity management, specialized project expertise, and technology procurement.

Customer Name: Carmel & Naccasha  
 Contact Individual: Ziyad Naccasha  
 Email Address: [znaccasha@carnaclaw.com](mailto:znaccasha@carnaclaw.com)  
 Telephone: 805-543-6887  
 City, State: 2 Central Coast offices in San Luis Obispo and Paso Robles  
 Services Description: TekTegrity has provided comprehensive managed IT services for this top law firm since 2010. Over the past 7 years, TekTegrity has helped the firm navigate two major server/network infrastructure lifecycle replacement projects, deployment and integration of new case management and document management software packages, and a 2016 migration of all server

SLO & Santa Barbara:	Fresno County:	Kern County:	Stanislaus County:
805.596.0135 <b>ph</b>	805.596.0135 <b>ph</b>	805.596.0135 <b>ph</b>	805.596.0135 <b>ph</b>





infrastructure to a private cloud in a regional co-location to enhance data security and system uptime protection. TekTegrity continues to provide reliable help-desk support including 24/7 emergency response to the firm's attorneys and legal staff.

SLO & Santa Barbara:  
805.596.0135 **ph**

Fresno County:  
805.596.0135 **ph**

Kern County:  
805.596.0135 **ph**

Stanislaus County:  
805.596.0135 **ph**

---



**Company Certifications**

TekTegrity maintains the following relevant certifications which demonstrate our ability to successfully meet the proposed scope of services:



TekTegrity SPIN #: 143029011

SLO & Santa Barbara:  
805.596.0135 **ph**

Fresno County:  
805.596.0135 **ph**

Kern County:  
805.596.0135 **ph**

Stanislaus County:  
805.596.0135 **ph**





TekTegrity C-7 Low Voltage Systems  
License Number: 1008742



FCC Registration Number: 0021426267  
Status: GREEN

**Fingerprinting Status and Statement**

All TekTegrity technical staff have been Live Scan fingerprinted already, and we are willing to have employees fingerprinted as requested by Applicant.

**Certification Documentation**

**CSLB C-7 License**

**FCC Green Light Status**

**Employee Certifications**

**100% of TekTegrity employees carry valid technical certifications including:**

- CompTIA A+
- CompTIA Server+
- CompTIA Network+
- CompTIA Security+
- Microsoft MCP
- Microsoft MSCE
- VMWare VCP
- Cisco CCNA
- Cisco CMNA
- Watchguard CSP

SLO & Santa Barbara:  
805.596.0135 **ph**

Fresno County:  
805.596.0135 **ph**

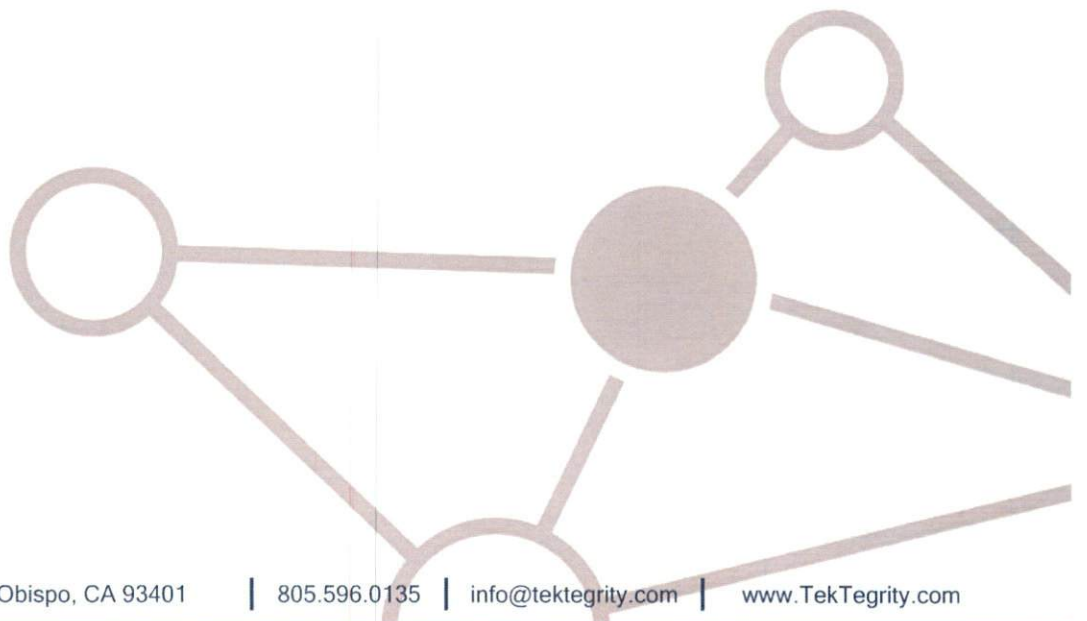
Kern County:  
805.596.0135 **ph**

Stanislaus County:  
805.596.0135 **ph**





Agreement prepared for  
**Cambria Community Services District**  
**Agreement #JF013116**  
by the team at **TekTegrity**





150 South Street, San Luis Obispo, CA 93401

805.596.0135 | [info@tektegrity.com](mailto:info@tektegrity.com) | [www.TekTegrity.com](http://www.TekTegrity.com)

Tuesday, 28 March 2017

Haley Dodson  
Cambria Community Services District  
1316 Tamson Drive  
Cambria, CA 93428  
[hdodson@cambriacsd.com](mailto:hdodson@cambriacsd.com)

Dear Haley Dodson,

Thank you for considering TekTegrity in your search for a new technology partner. It is an honor to present this proposal to you which details how we plan to serve your organization on a monthly basis. Included in the proposal package are an executive summary of services provided, details on every service line item, a managed services agreement, optional auto-payment forms, and a contacts page.

Thank you,

Jeffrey Franklin  
IT Consultant  
TekTegrity  
P: 805-596-0135 F: 805-426-8995  
[jfranklin@tektegrity.com](mailto:jfranklin@tektegrity.com)



150 South Street, San Luis Obispo, CA 93401


805.596.0135 | info@tektegrity.com | www.TekTegrity.com

**Prepared For**

Cambria Community Services District  
 Haley Dodson  
 1316 Tamson Drive  
 Cambria, CA 93428  
 hdodson@cambriacsd.com  
<http://www.cambriacsd.org/cm/Home.html>

**Prepared By**

Jeffrey Franklin  
 Phone: 805-596-0135  
 Email: jfranklin@tektegrity.com

**Essential**

<b>TekServices Essential Monthly Recurring</b>	Price	Qty	Extended
TekServices Proactive Fundamentals	\$599.00	1	\$599.00
TekServices Backup and Business Continuity	\$549.00	1	\$549.00
TekServices Help Desk	\$105.00	10	\$1,050.00
TekServices SLA (Guaranteed Response Times)	\$0.00	1	\$0.00

**Summary**

<b>TekServices Essential Monthly Recurring</b>			<b>\$2,198.00</b>
--	--	--	-------------------

*\$ annual  
 \$26,376*





150 South Street, San Luis Obispo, CA 93401

805.596.0135

info@tektegrity.com

www.TekTegrity.com

### Essential Detail

- Management and support of on-premise servers, UPSes and firewalls including:
  - Proactively maintaining your servers to reduce the likelihood of unexpected outages
  - Controlled shutdown of systems during power outages, controlled start up after outages
  - Hardware monitoring and alerting to proactively replace failed components
  - SQL and Exchange server patch management
  - Operating System patch management
  - Deployment of security updates to supported firewalls

Enhanced security system on servers, workstations, and desktops:

- Sophisticated anti-virus on servers, workstations, and desktops
- Fully Managed anti-virus protection
- Anti-virus definition updates and full computer scans
- OpenDNS Umbrella malware protection on workstations and desktops
- Windows and Office patch management
- Web browser updates for flash and java
- Automatic license management
- Version upgrades included

Management of Exchange e-mail or TekCloud mail including:

- User's Exchange mailbox synchronized to all devices
- 25GB of mailbox storage space
- Enhanced Spam and Malware filtering
- Email gateway services with message continuity

Cloud storage with TekCloud Stor:

- 25 GB of cloud storage per user
- Users files synchronized across all devices

\*For TekTegrity to provide proactive services, client equipment must meet the standards listed at [www.tektegrity.com/specs](http://www.tektegrity.com/specs). TekTegrity will be unable to preemptively catch and resolve impeding issues if equipment does not meet these standards. Failures of this equipment may result in additional support costs and/or unintended downtime.

- TekServices Backup and Business Continuity, per company

IntraDaily File Backup - File Server

- management and monitoring of Microsoft Shadow Copy service
- provides hourly restore points for most office documents stored on file server

Daily Server Backup - Local Network Appliance

- Image based backups for all servers
- file, folder, mailbox, database, system state recovery
- Customizable retention
- local backup Storage
- StorageCraft Software Included
- True backup verification with login window screen shots
- 24/7 monitoring and alerting
- 3yr hardware warranty on appliance from date of installation

Offsite Data Replication and Business Continuity

- Unlimited offsite replicated backup storage - 1YR retention
- Replication of data to redundant bi-coastal data centers
- Data deduplication - Higher compression Rates
- Off-Site daily data archiving
- Improved Database Support
- AES 256 + SSL key-based data encryption
- Full remote management
- Instant off-site standby virtualization



150 South Street, San Luis Obispo, CA 93401

805.596.0135 | [info@tektegrity.com](mailto:info@tektegrity.com) | [www.TekTegrity.com](http://www.TekTegrity.com)

- TekServices Help Desk
  - Bundled hours of TekServices Help Desk at discounted rate with 1 month rollover
  - Additional hours at \$125/hour
- TekTegrity Service Level Agreement (Guaranteed Response Times):
  - Emergency remote services (involving a mission-critical function): 1 hour response
  - Emergency onsite support if remote (involving a mission-critical function): 2 hour response
  - Non-critical remote or on-site support: 8 hour response



150 South Street, San Luis Obispo, CA 93401

805.596.0135 | info@tektegrity.com | www.TekTegrity.com

Acceptance

**Cambria Community Services District  
(Client)**

**TekTegrity**

Signature \_\_\_\_\_

Signature: Jeff Franklin

Printed Name: Haley Dodson

Printed Name: Jeff Franklin

Title: \_\_\_\_\_

Title: IT Consultant

Date: \_\_\_\_\_

Date: 03/23/17

Agreement Effective Date: \_\_\_\_\_





150 South Street, San Luis Obispo, CA 93401

805.596.0135 | info@tektegrity.com | www.TekTegrity.com

## Managed Services Agreement

**1. Services.** TekTegrity agrees to provide the Services set forth under the Proposal Details.

**a. General Information.** As part of this Agreement TekTegrity will provide a dedicated Consultant whose responsibility will be to work with Client management to determine an appropriate technology strategy for Client and to meet with Client management on service level acceptability, current issues and to plan proactive work on an agreed upon periodic basis. TekTegrity will keep an accounting of all services performed via TekTegrity's trouble ticket system.

**b. Managed Services.** In this Agreement, the term "Managed Services" encompasses all aspects of information technology services that Client desires TekTegrity to manage, as further defined in the Managed Services Proposal Details.

**c. Hosted Servers.** In this Agreement, the term "Hosted Servers" encompasses those systems TekTegrity makes available to Client at a secure datacenter, as described in the Hosted Services Proposal Details.

**d. Escalation Policy.** Unless it is immediately clear that a service call requires on-site service, TekTegrity will treat each service call as a remote service call. Should TekTegrity be unable to resolve the issue remotely within a reasonable period of time, an engineer will be dispatched according to the response times described in the Proposal Details.

**e. Time Limits.** Client is responsible for placing any written time limits - if appropriate - before Services are provided by TekTegrity and cannot be retroactive. TekTegrity shall use best efforts to comply with Client's written time limits, but TekTegrity makes no promises or guarantees in this Agreement that it will be able to comply.

**2. Hours of Service.** TekTegrity shall be available to provide the services from 8:00 a.m. to 5:00 p.m. Pacific Standard Time, Monday through Friday and excluding Memorial Day, Independence Day, Thanksgiving Day, Christmas Day, and New Year's Day. Emergency support services are available outside of these hours for a 30% premium on contracted hourly rates, if hourly rates are applicable. TekTegrity will make commercially reasonable efforts to respond to emergency requests. However, specific response times outside of normal business hours cannot be guaranteed.

**3. Payment for Services.**

**a. Service Charges.** Client agrees to pay TekTegrity fees in accordance with this Agreement and the schedule and pricing set forth in the Proposal Details, as modified from time to time by the parties in writing. Any changes in the scope of the Services provided, Client agrees to pay TekTegrity on a time and materials basis. Fees do not include the cost of new or replacement hardware, software, cabling or other equipment that may be required to perform the Services under this Agreement. Client will be quoted for new or replacement equipment prior to installation, and shall be billed separately.

**b. Payment.** Client agrees to accept automatic credit card charges or direct payment to be processed monthly, unless agreed otherwise by both parties, on the day invoices are due. Client notices to TekTegrity of changes in the Services provided must be received at least seven days prior to the billing/charge processing date to be incorporated in the next billing cycle.

**c. Billing Cycles.** Any applicable setup fees listed under Proposal Details and the first month of any Services are due and payable upon receipt of invoice. All future Agreement invoices are due and payable within 15 days of invoicing. Monthly service overage charges, if any, shall be billed separately and shall be due and payable within 15 days of invoicing. Any charges not disputed by Client in good faith within 15 days of the receipt of an invoice will be deemed approved and accepted by Client. Any amount not paid within 15 days of the date of each invoice shall be subject to an interest charge equal to the lesser of 1.5% monthly or the maximum interest charge permissible under applicable law.

**d. Hardware and Software.** Subject to a minimum of \$200, Client will pay for all hardware and software at the time the order is approved by Client, unless agreed otherwise by both parties in writing.

**e. Rate Changes.** TekTegrity reserves the right to increase fees and hourly rates annually in alignment with increases in the US Bureau of Labor and Statistics Consumer Price Index, without advance notification. TekTegrity also reserves the right to make periodic changes in the fees listed under Service Options, which may affect Client if there are future changes in the scope of the Services provided.

**f. Travel Time.** Travel time will be billed one way from the origination point of a Technician to the Client's office, if hourly rates are applicable.

**g. Record Keeping.** It is Client's responsibility to ensure that billing information on record is accurate and up-to-date, including the correct billing address, credit card numbers, and bank account numbers, if applicable.

**h. Late Payments.** Unless agreed otherwise by both parties in writing, late payments by Client may result in suspension or termination of Services. Reinstatement of services may result in a re-activation fee equal to one month of Services. In addition, frequent late payments may result in Client being moved to a prepayment billing status, where all hardware, software, and services must be paid for in advance.

**4. Term and Termination**

**a. Term.** Except as set forth below in this Section 4, this Agreement shall be for a term of one year commencing as of the date that services are activated between TekTegrity and the Client and shall automatically renew for successive one year term(s), unless either party provides the other party with written notice of termination of this Agreement at least 30 days prior to the end of the initial term or any renewal term.

**b. Early Termination.** Either party may terminate this Agreement as follows:

i. Upon 30 days after written notice of breach, if the breaching party fails to cure said breach. The notice shall set forth in reasonable detail the alleged breach.

ii. Upon 30 days written notice of termination delivered to the other party after the first 6 months of this Agreement. The parties agree and acknowledge that the initial setup involves many hours of labor by TekTegrity's staff and TekTegrity would not have entered into this Agreement without at least a six month commitment.

**c. Effect of Termination.** Upon termination of this Agreement, TekTegrity shall reasonably assist Client in the transition to another vendor selected by Client for 30 days after the termination date. TekTegrity will remove any Hosted Servers in use by Client, as well as all backups of Hosted Servers, and applicable Managed Services will no longer be performed, without further notice or obligation. As such, Client must transition the stated services to a new solution provider by the termination date.

March 28, 2017

Cambria Community Services District | Agreement #JF013116

Initials \_\_\_\_\_





150 South Street, San Luis Obispo, CA 93401

805.596.0135 | info@tektegrity.com | www.TekTegrity.com

**5. Client Responsibility.** If Managed Services are provided to Client as part of this Agreement, Client agrees to each of the following:

- a. Allow the installation of managed service software on Client's network as necessary to allow for the performance of the Services contemplated in this agreement.
- b. Have adequate back-up hardware and software or authorize TekTegrity to deploy adequate back-up hardware and software to your network.
- c. Have licensed and up-to-date anti-virus software or authorize TekTegrity to deploy anti-virus software to your network.
- d. Provide configuration and proper ownership documentation as necessary for hardware and software.
- e. Consult with TekTegrity prior to any planned purchases of computer hardware that Client intends for TekTegrity to manage.
- f. Immediately alert TekTegrity concerning any third party activity on Client's network or hardware, or the addition by a third party of additional hardware or software to Client's systems.
- g. Provide TekTegrity with timely access to Client's computer system, office(s), hardware, software, licenses and any other items reasonably necessary for TekTegrity to perform the Managed Services contemplated in this Agreement.

**6. Disaster Recovery Coverage For Servers.** If backup services are provided to Client as part of this Agreement, TekTegrity provides Disaster Recovery Coverage, which is defined as continuous recovery effort until your server(s) are restored to normal operation. Client has the right to request that disaster recovery services be delivered during business hours, nights, or weekends. In order to qualify for TekTegrity Disaster Recovery Coverage, your environment must comply with the following requirements:

- a. Server hardware is under current warranty coverage with the hardware vendor.
- b. Server operating system is Windows Server 2003 or newer.
- c. Client network is protected by a business class firewall.
- d. Server file-system and email-system (if applicable) are protected by licensed and up-to-date virus protection software.
- e. Server is connected to a working uninterrupted power supply (UPS) device.
- f. Server is administered by TekTegrity personnel.
- g. Recovery coverage assumes data integrity on the client's backup media.
- h. Under this coverage TekTegrity will restore the server to the point of the last successful backup and perform any additional steps necessary to restore the server(s) to normal operation.
- i. Client provides all software installation media and key codes necessary for proper reinstallation in the event of a failure.
- j. TekTegrity cannot be held liable for a failed disaster recovery if circumstances surrounding the customer's server failure meet the following codifications in whole or in part:
  - i. Customer fails to adhere to all of the requirements outlined in the above "Qualifications" section.
  - ii. Environmental failure events that render hardware unusable.
  - iii. *Force Majeure* events beyond TekTegrity reasonable control, including but not limited to Acts of God, government regulation, labor strikes, natural disaster, and national emergency.
  - iv. Any act or omission on the part of any third party other than TekTegrity.

**7. Remedies.** When TekTegrity becomes aware of an alleged violation of this Agreement, TekTegrity may initiate an investigation. During the investigation, TekTegrity may restrict Client's access to Hosted Servers, if applicable, in order to prevent further potentially unauthorized activity. Depending on the severity of the violation, TekTegrity may, in its sole discretion, restrict, suspend, or terminate Client's Services and/or pursue other civil remedies. If such violation is a criminal offense, TekTegrity will notify the appropriate law enforcement authorities of such violation. TekTegrity does not issue credits for outages incurred through service disablement resulting from violation of this Agreement. TekTegrity reserves the right, in its sole discretion, to deactivate the Client's Hosted Servers, without prior notice for violation of any of TekTegrity's policies or, after providing notice to Client, upon failure to pay fees or expiration or termination of the credit card supporting Client's account with TekTegrity, if applicable.

**8. IP Number & Addresses.** TekTegrity shall maintain control and ownership of any and all I.P. numbers and addresses that may be assigned to Client's Hosted Servers, if applicable, and reserves the right, at TekTegrity's sole discretion, to change or remove any and all IP numbers and addresses. Whenever possible, any such changes will be performed in a way that minimizes any interruption in access to Client's Hosted Servers, if applicable.

**9. Domain Name.** Client shall at all times maintain control and ownership of its registered Domain Name, if applicable.

**10. No Warranty.** TekTegrity is providing the services and access to the hosted servers on an "AS IS," "AS AVAILABLE" basis. TekTegrity gives no warranty expressed or implied, for the services provided, including, without limitation, warranty or merchantability and/or warranty of fitness for a particular purpose. This statement expressly includes any reimbursement for losses of income due to disruption of service by TekTegrity or its providers beyond the fees paid by client to TekTegrity for services.

**11. Limitation of TekTegrity's Liability.** TekTegrity does not accept liability beyond the remedies set forth herein, including any liability for services not being available for use or for lost or corrupted data or software, or the provision of services and support. TekTegrity will not be liable for lost profits, loss of business or other consequential special, indirect, or punitive damages, even if advised of the possibility of such damages or for any claim by any third party except as expressly provided herein. Client agrees that for any liability related to the purchase of products or services, TekTegrity is not liable or responsible for any amount of damages above the aggregate dollar amount paid by client for the purchase of services under this Agreement without these limitations on liability.

**12. Indemnities.**

March 28, 2017

Cambria Community Services District

Agreement #JF013116

Initials \_\_\_\_\_





150 South Street, San Luis Obispo, CA 93401

805.596.0135 | info@tektegrity.com | www.TekTegrity.com

**a. Infringement Claims.** Subject to the limitations set forth in Section 12c below, Client agrees to indemnify, defend and hold TekTegrity harmless against any action to the extent that such action is based upon a claim that the software or any of Client's information, infringes upon the intellectual property rights of any third party.

**b. Indemnification of TekTegrity from Third Party Claims.** Client acknowledges and agrees that by TekTegrity entering into and performing its obligations under this Agreement, TekTegrity will not assume and should not be exposed to the business and operational risks associated with Client's business, and Client therefore agrees, subject to Section 12c, and except in the case of TekTegrity's willful misconduct or gross negligence, to indemnify, defend and hold TekTegrity harmless from any and all third party claims, actions, damages, liabilities, costs and expenses (including attorneys' fees and expenses) arising out of or related to the conduct of Client's business, including, without limitation, the use by Client of the Services.

**c. Procedures.** All indemnification obligations under this Section 12 shall be subject to the following requirements: (a) TekTegrity shall provide Client with prompt written notice of any claim; (b) TekTegrity shall permit Client to assume and control the defense of any action upon Client's written acknowledgment of the obligation to indemnify, defend and hold harmless (unless, in the opinion of counsel of TekTegrity, such assumption would result in a material conflict of interest); and (c) Client shall not enter into any settlement or compromise of any claim without TekTegrity's prior written consent, which shall not be unreasonably withheld. In addition, TekTegrity may, at its own expense, participate in its defense of any claim and in such event, Client shall have no obligation to pay for TekTegrity's additional legal counsel.

**13. Arbitration.** Except for the right of either party to apply to a court of competent jurisdiction for a temporary restraining order, a preliminary injunction, or other equitable relief to prevent irreparable harm, any dispute or claim arising out of, in connection with, or in relation to the interpretation, performance or breach of this Agreement shall be settled, at the request of any party to this Agreement, by final and binding arbitration conducted at a location determined by the arbitrator in San Luis Obispo County, California. The proceeding shall be conducted according to the then existing Rules of Practice and Procedure of JAMS/Endispute; provided, however, that if JAMS/Endispute no longer exists or arbitration under its auspices in San Luis Obispo County is impossible or impractical for any other reason, the proceeding shall be conducted according to such rules and procedures as may be agreed by the Parties or, in the absence of agreement, under rules and procedures of another independent arbitration organization selected by the moving party. Judgment upon any award rendered by the arbitrator(s) may be entered by any state or federal court having jurisdiction thereof.

#### 14. Confidentiality.

**a. Scope of Obligation.** In connection with the Services performed under this Agreement, the parties may have access to the other party's Confidential Information. "Confidential Information" means non-public information that the disclosing party designates in writing as being confidential. Confidential Information includes, without limitation, information relating to the disclosing party's software or hardware products which may include source code, data files, documentation, specifications, databases, networks, system design, file layouts, tool combinations and development methods, as well as, information relating to the disclosing party's business or financial affairs, which may include business methods, marketing strategies, pricing, competitor information, product development strategies and methods, client lists and financial results. Confidential Information includes all tangible materials which contain Confidential Information whether written or printed documents, computer disks or tapes whether user or machine readable. The parties agree to maintain the confidentiality of the Confidential Information and to protect as a trade secret any portion of the other party's Confidential Information by preventing any unauthorized copying, use, distribution, installation or transfer of possession of such information. Each party agrees to maintain at least the same procedures regarding Confidential Information that it maintains with respect to its own Confidential Information, but in no event less than a reasonable standard of care. Without limiting the generality of the foregoing, neither party shall permit any of its personnel to remove any proprietary or other legend or restrictive notice contained or included in any material provided by the disclosing party and the receiving party shall not permit its personnel to reproduce or copy any such material except as expressly authorized hereunder. A party's Confidential Information may only be used by the other party in order to fulfill its obligations under this Agreement.

**b. Exceptions.** Confidential Information shall not include any information that: (a) is already known to the receiving party or its affiliates, to be free of any obligation to keep it confidential; (b) is or becomes publicly known through no wrongful act of the receiving party or its affiliates; (c) is received by the receiving party from a third party without any restriction on confidentiality; (d) is independently developed by the receiving party or its affiliates; (e) is disclosed to third parties by the disclosing party without any obligation of confidentiality; or (f) is approved for release by prior written authorization of the disclosing party.

**c. Residual Rights.** Each party acknowledges that the other may, as a result of its receipt of or exposure to the other party's Confidential Information, increase or enhance the knowledge and experience retained in the unaided memories of its directors, employees, agents or contractors. Notwithstanding anything to the contrary in this Agreement, each party and its directors, employees, agents or contractors may use and disclose such knowledge and experience in such party's business, so long as such use or disclosure does not involve specific Confidential Information received from the other party. The disclosing party will not have rights in such knowledge and experience acquired by the recipient party, nor rights in any business endeavors of the recipient party which may use such knowledge and experience, nor rights to compensation related to the recipient party's use of such knowledge and experience.

**d. Irreparable Harm.** Both parties acknowledge that any use or disclosure of the other party's Confidential Information in a manner inconsistent with the provisions of this Agreement may cause the non-disclosing party irreparable damage for which remedies other than injunctive relief may be inadequate, and both parties agree that the non-disclosing party may request injunctive or other equitable relief seeking to restrain such use or disclosure without the necessity of proving actual harm or posting bond.

**e. Survival of Obligation.** The terms and provisions of the Confidentiality section of this Agreement shall survive any expiration or termination of this Agreement.

**15. Non Solicitation of Employees.** Each party acknowledges that the other party has a substantial investment in its employees. In consideration of this investment, both parties agree not to solicit any employee of the other, without first receiving the other parties' written consent. In case of any breach of this Section, the non-breaching party may sue the breaching party to recover its actual damages and for injunctive relief.

**16. Governing Law.** This Agreement shall be governed by and construed in accordance with the laws of the State of California, without reference to conflict of laws principles. Client hereby consents to the jurisdiction of the state courts of the State of California and U.S. District Court for the Central District of California.

**17. Service of Notice.** Service of all notices under this Agreement shall be sufficient if made by registered mail to the specific party involved herein at its respective address noted in the preamble to this Agreement.

**18. Entire Agreement & Modifications.** Each party acknowledges that it has read this Agreement and further agrees that the Agreement is the complete and exclusive statement of the parties and supersedes and merges all prior proposals, understandings, and agreements, oral or written, between the parties relating to the subject matter hereof, including without limitation, the terms of any Client request for proposal. No modification, amendment, supplement to or waiver of this Agreement shall be binding upon the parties hereto unless made in writing and duly signed by both parties.

**19. No Waiver.** The failure of any party hereto to enforce at any time, or for any period of time, the provisions of this Agreement shall not be construed as a waiver of





150 South Street, San Luis Obispo, CA 93401

805.596.0135 | info@tektegrity.com | www.TekTegrity.com

such provision or of the right of such party thereafter to enforce each and every such provision of this Agreement.

**20. Captions.** The captions of the sections and paragraphs of this Agreement are inserted only as a matter of convenience and for reference, and in no way define, limit or describe the scope of this Agreement, or the intent of any provision hereof.

**21. Severability.** In the event any one or more of the provisions of this Agreement or of any exhibit is held to be invalid or otherwise unenforceable, the enforceability of the remaining provisions shall be unimpaired.

**22. Assignment.** Neither party shall assign its rights or obligations under this Agreement without the prior written consent of the other party, which shall not be unreasonably withheld or delayed. Notwithstanding the foregoing, either party may assign this Agreement to an entity who acquires substantially all of the stock or assets of such party; provided that consent will be required in the event that the non-assigning party reasonably determines that the assignee will not have sufficient capital or assets to perform its obligations hereunder. All terms and provisions of this Agreement shall be binding upon and inure to the benefit of the parties hereto and their respective permitted transferees, successors and assigns.



### Contacts Form

#### Primary Contact

Name: \_\_\_\_\_

Client Name: Cambria Community Services District

E-mail: \_\_\_\_\_

Primary Phone: \_\_\_\_\_

Secondary Phone: \_\_\_\_\_

#### Technical Liason

Name: \_\_\_\_\_

Client Name: Cambria Community Services District

E-mail: \_\_\_\_\_

Primary Phone: \_\_\_\_\_

Secondary Phone: \_\_\_\_\_

#### Billing Contact


Name: \_\_\_\_\_

Client Name: Cambria Community Services District

E-mail: \_\_\_\_\_

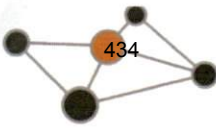
Primary Phone: \_\_\_\_\_

Secondary Phone: \_\_\_\_\_



**TekTegrity**<sup>®</sup>  
Productivity, Enhanced

A quote prepared for  
**Cambria Community Services District**  
**Quote #JF013118**  
by the team at **TekTegrity**



# TekTegrity®


Productivity, Enhanced




## Prepared For

Cambria Community Services District  
 Haley Dodson  
 1316 Tamson Drive  
 Cambria, CA 93428  
 hdodson@cambriacsd.com  
<http://www.cambriacsd.org/cm/Home.html>


## Prepared By

Jeffrey Franklin  
 Phone: 805-596-0135  
 Email: [jfranklin@tektegrity.com](mailto:jfranklin@tektegrity.com)



Hardware		Price	Qty	Extended
	WattBox 3 Outlet Controlled Outlet Compact Power Conditioner with Auto Reboot  Allows rebooting of non responsive network hardware and backup appliances	\$205.57	1	\$205.57
	Datto XL2000 -Backup device with support -2000 Gigs of local backup Storage -Unlimited offsite replicated backup storage - 1YR retention -Replication of data to redundant bi-coastal data centers -Data deduplication - Higher compression Rates -Off-Site daily data archiving -Improved Database Support -AES 256 + SSL key-based data encryption -Hardware Warranty -Full remote management -Instant off-site virtualization -True backup verification with login window screen shots -24/7 monitoring and alerting -StorageCraft server agents included	\$1,999.95	1	\$1,999.95
	FIREBOX T30 <ul style="list-style-type: none"> <li>• Firewall Router with 3 Yr Standard Support license</li> <li>• Supports WAN Failover</li> <li>• 5 Gigabit Interfaces</li> <li>• BoVPN / SSLVPN support</li> </ul>	\$770.95	1	\$770.95
<b>Hardware Subtotal</b>				<b>\$2,976.47</b>





Services	Hours	Cost/Hour	Cost
System Preparation for New Agreement	1.00	\$2,500.00	\$2,500.00
<b>CORE SERVICES</b>			
<ul style="list-style-type: none"> <li>• Systems Audit</li> <li>• Total Systems Management (TSM) software deployment to all systems</li> <li>• Apply proactive maintenance template for monitoring and patching</li> <li>• TSM Antivirus deployment and configuration</li> <li>• TSM Mail Security setup and configuration</li> <li>• TSM Priority Backup installation and configuration on all servers</li> <li>• TSM BlackBox installation and configuration</li> <li>• Best Practice support documentation for company staff and systems</li> <li>• Onsite support cutover and training</li> <li>• Install Firebox T30 to replace Sophos Firewall owned by previous IT vendor</li> </ul>			
<b>Total Hours</b>	<b>1.00</b>	<b>Total Cost</b>	<b>\$2,500.00</b>

Recap	Amount
Hardware	\$2,976.47
Services	\$2,500.00
<b>Subtotal</b>	<b>\$5,476.47</b>
<b>Shipping</b>	<b>\$30.00</b>
<b>Tax</b>	<b>\$240.53</b>
<b>Total</b>	<b>\$5,747.00</b>

Quotes expire within 30 days. All software sales are final - our vendors do not take back software. Also, our vendors may change prices on products in high demand between the time a quote is made and the product is ordered. Vendor's shipping fees may also vary from quoted amount. TekTegrity reserves the right to make minor pricing adjustments in the final invoice if our vendors change prices. A downpayment may be required for all hardware and software over \$500. Labor will be billed separately in accordance of the terms of your Service Agreement..

### Acceptance

**Cambria Community Services District**

**TekTegrity**

Signature \_\_\_\_\_

Signature: \_\_\_\_\_

Printed Name: Haley Dodson

Printed Name: \_\_\_\_\_

Title: \_\_\_\_\_

Title: \_\_\_\_\_

Date: \_\_\_\_\_

Date: \_\_\_\_\_