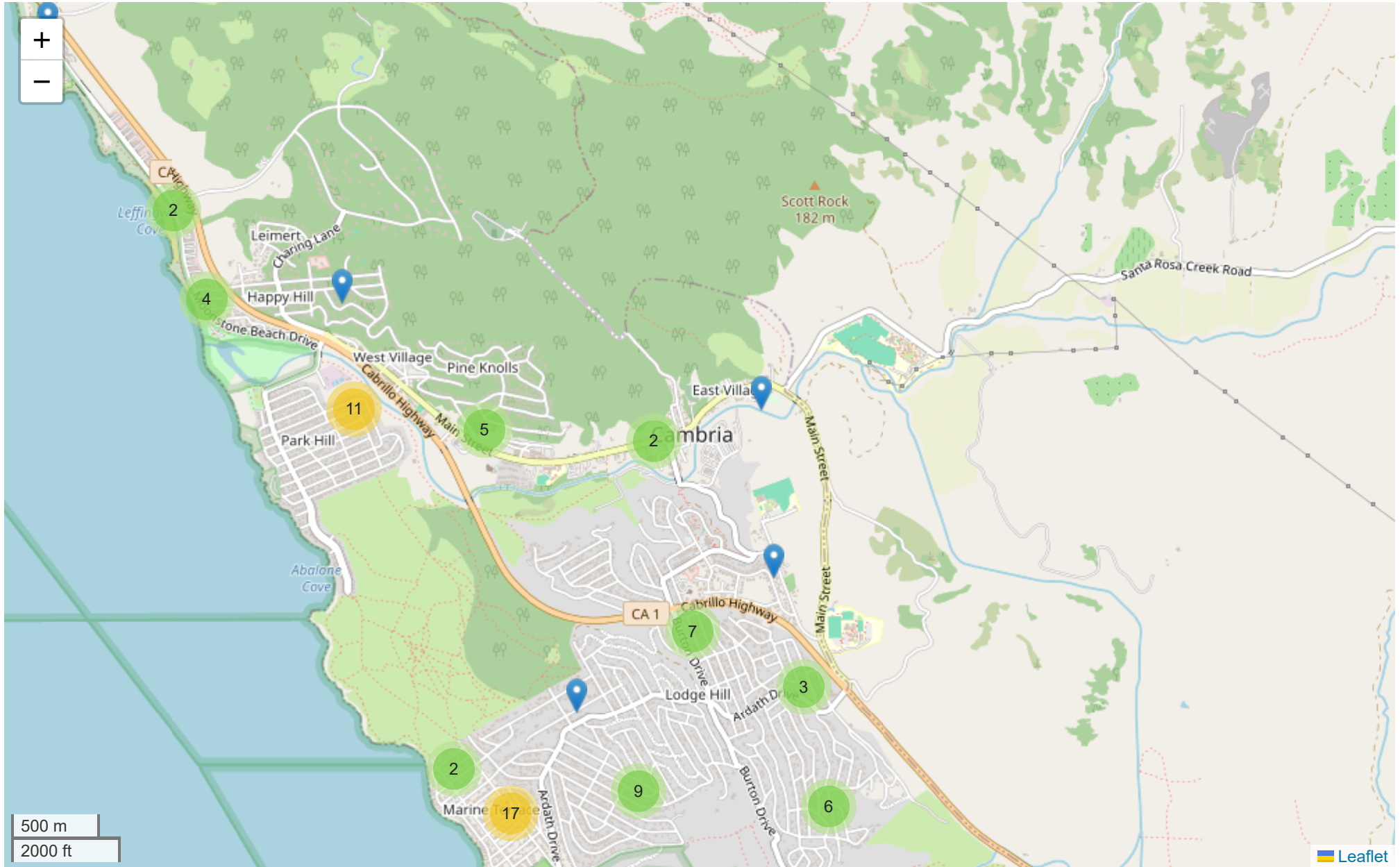


Incident Heat Map

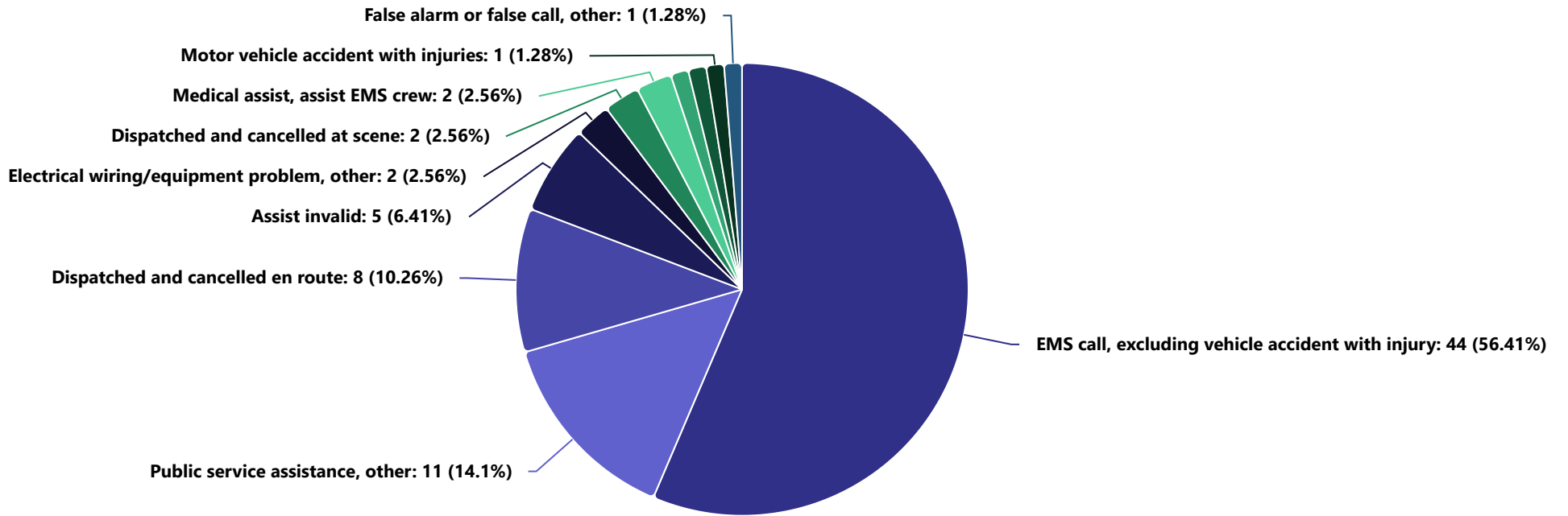
N = 78 Jul 01, 2025 to Jul 31, 2025



Timeline: Last Month

Incident Types

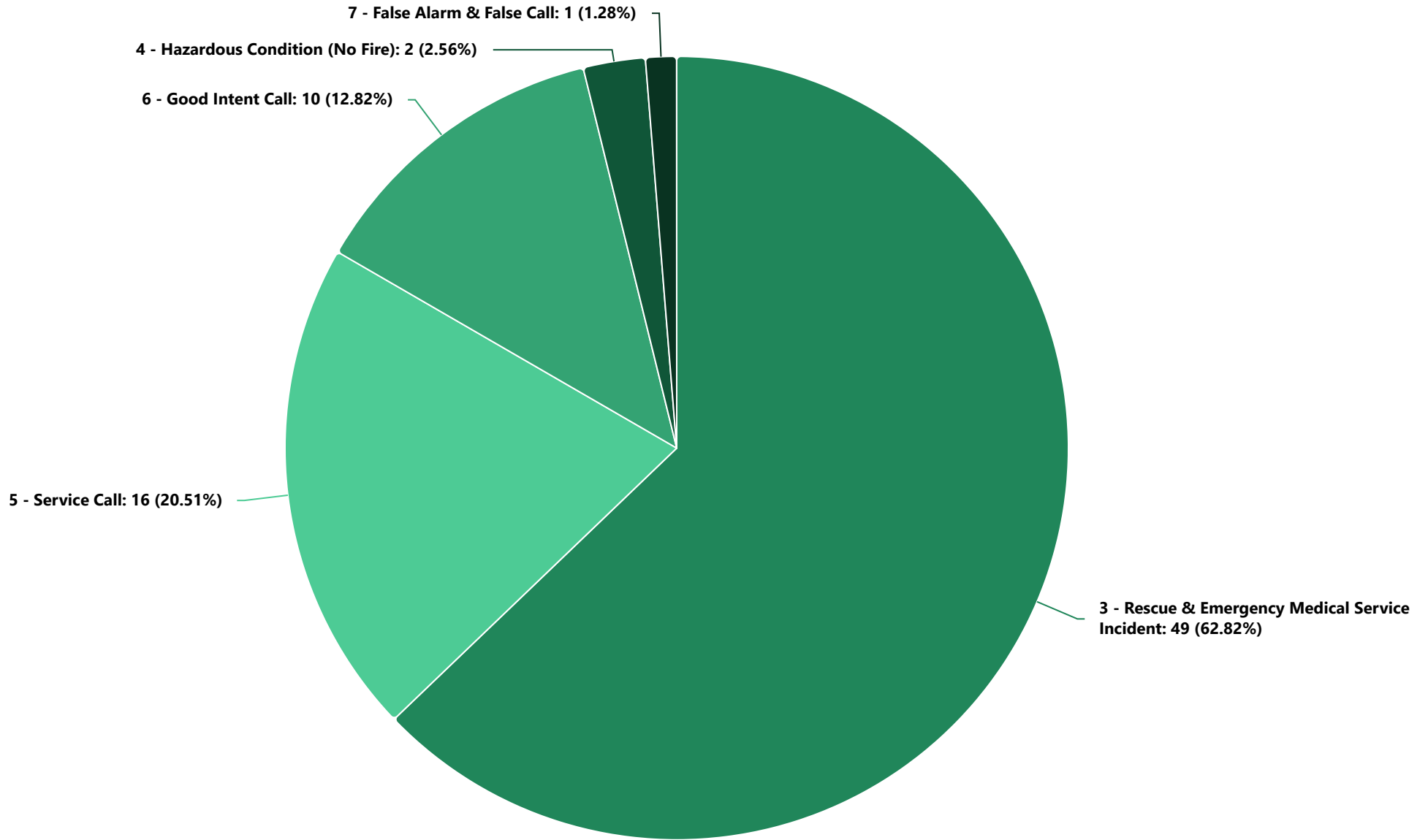
Jul 01, 2025 to Jul 31, 2025



Timeline: Last Month

Incident Type Categories

Jul 01, 2025 to Jul 31, 2025



Timeline: Last Month

Incidents by Category and Month

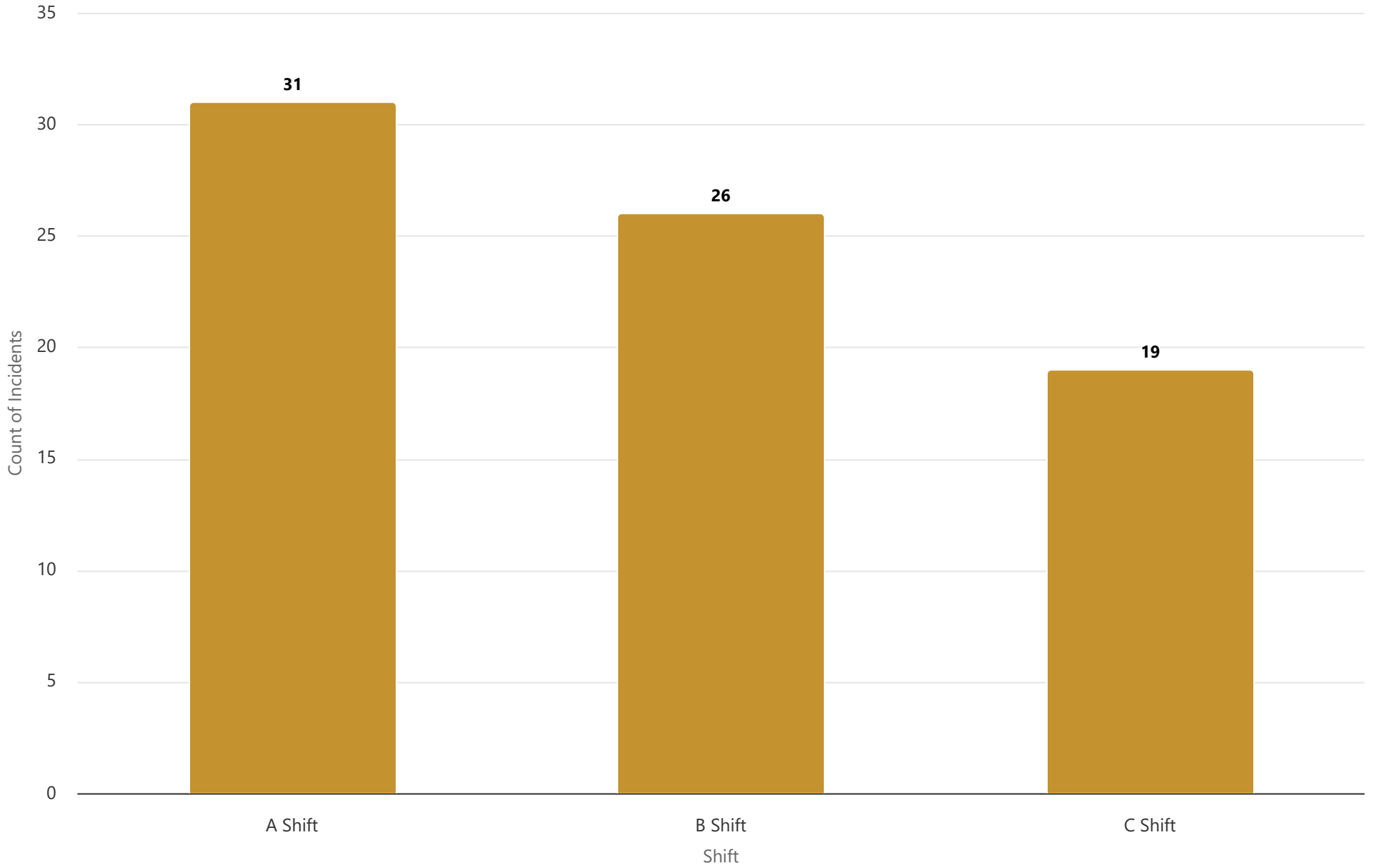
Jan 01, 2024 12:00 AM to Jul 31, 2025 11:59 PM

Incident Type Category	2025							2025		2024		YTD % Change
	Jan	Feb	Mar	Apr	May	Jun	Jul	Grand Total - Current	% of Total Incidents - Current	Grand Total - Previous	% of Total Incidents - Previous	
1 - Fire	1	1	1	3	1	2	0	9	1.00%	8	1.00%	12.50%
2 - Overpressure Rupture, Explosion, Overheat (No Fire)	0	0	0	0	0	1	0	1	0.00%	0	0.00%	N/A
3 - Rescue & Emergency Medical Service Incident	61	50	59	63	51	68	49	401	64.00%	343	61.00%	16.91%
4 - Hazardous Condition (No Fire)	0	5	1	4	4	1	2	17	3.00%	22	4.00%	-22.73%
5 - Service Call	12	10	4	7	17	16	16	82	13.00%	53	9.00%	54.72%
6 - Good Intent Call	13	10	18	10	10	18	10	89	14.00%	87	16.00%	2.30%
7 - False Alarm & False Call	2	8	6	4	2	3	1	26	4.00%	28	5.00%	-7.14%
8 - Severe Weather & Natural Disaster	0	1	0	0	0	0	0	1	0.00%	18	3.00%	-94.44%
Grand Total	89	85	89	91	85	109	78	626	100.00%	559	100.00%	11.99%

Timeline: Last Month

Incidents by Shift

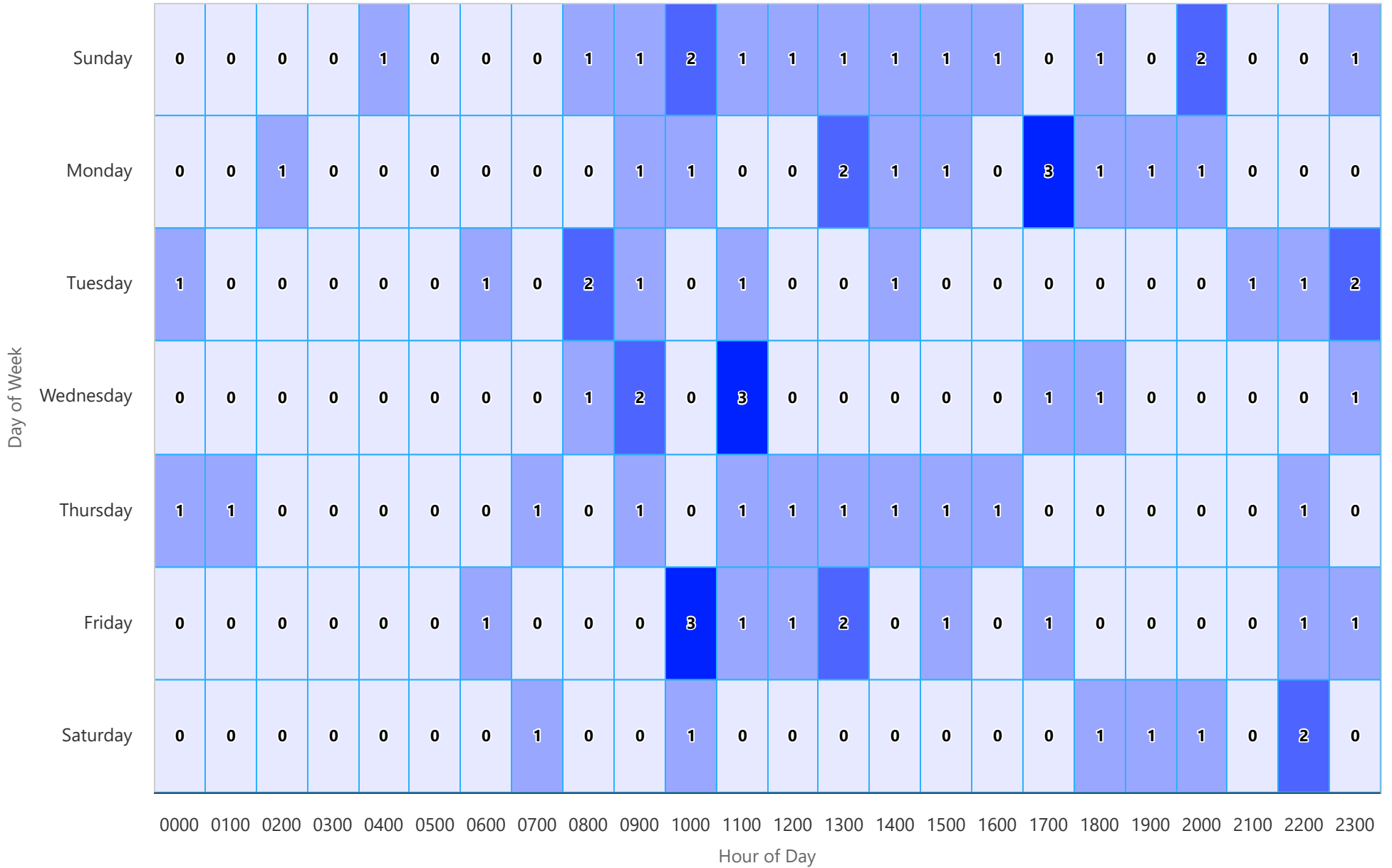
Jul 01, 2025 to Jul 31, 2025



Timeline: Last Month

Incidents by Day and Hour

Jul 01, 2025 to Jul 31, 2025



Timeline: Last Month

Response Times by Unit

Jul 01, 2025 to Jul 31, 2025

Unit	Count	Turnout	Travel	Total Response	Scene	Total Time to Clear	Total Time on Task
C5700	5	00:01:27	(blank)	(blank)	(blank)	00:09:35	00:08:35
ME5792	78	00:01:29	00:05:39	00:07:10	00:19:04	00:24:10	00:24:10

Timeline: Last Month

Average Response Times by Unit and Shift

Jul 01, 2025 to Jul 31, 2025

Unit	Shift	Count	Turnout	Travel	Total Response	Scene	Total Time to Clear	Total Time on Task
C5700	(blank)	1	(blank)	(blank)	(blank)	(blank)	00:08:35	00:03:35
	A Shift	2	(blank)	(blank)	(blank)	(blank)	00:09:17	00:09:17
	B Shift	1	00:01:27	(blank)	(blank)	(blank)	00:11:28	00:11:28
	C Shift	1	(blank)	(blank)	(blank)	(blank)	00:09:18	00:09:18
ME5792	(blank)	2	00:02:00	00:05:05	00:07:06	00:29:00	00:36:06	00:36:06
	A Shift	31	00:01:26	00:05:42	00:07:10	00:15:03	00:20:33	00:20:33
	B Shift	26	00:01:34	00:05:41	00:07:16	00:19:21	00:23:41	00:23:41
	C Shift	19	00:01:25	00:05:36	00:07:02	00:23:24	00:29:19	00:29:19

Timeline: Last Month