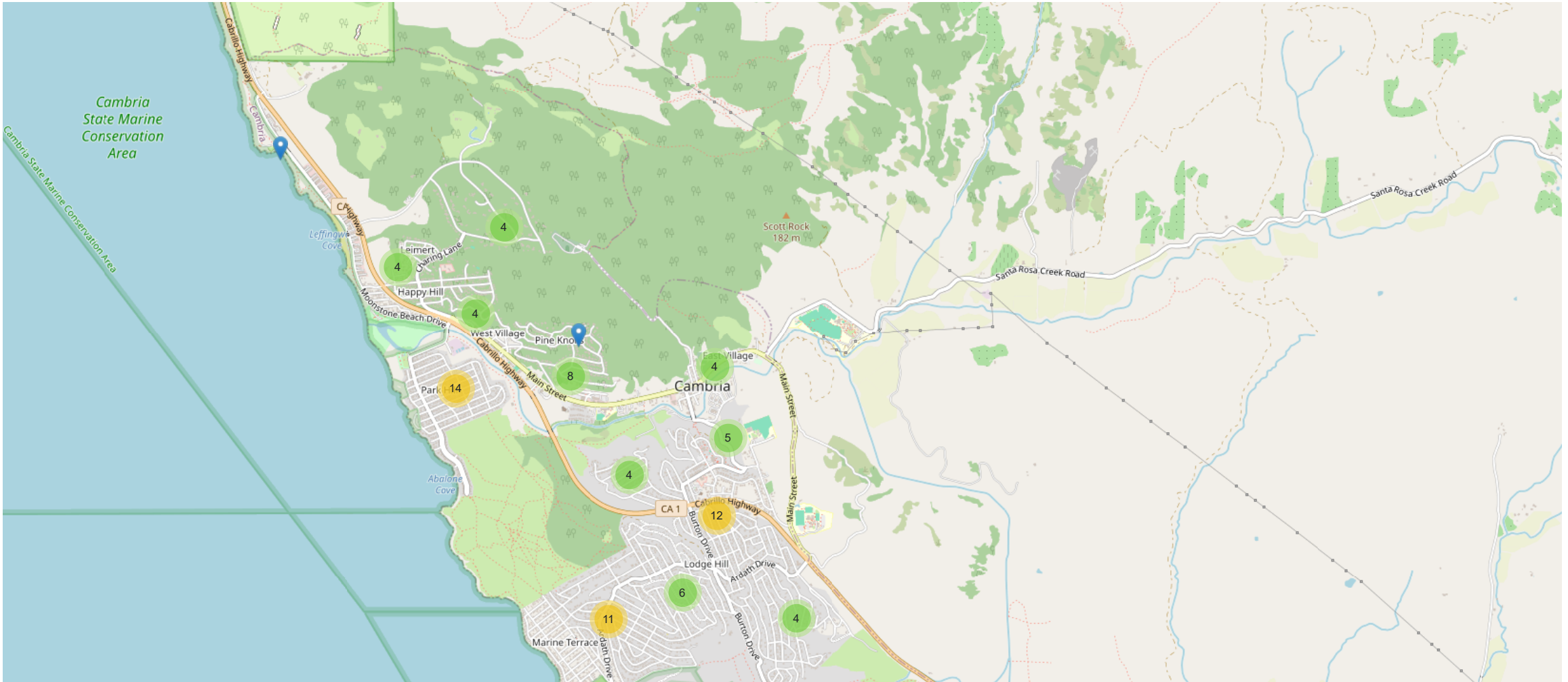


Incident Heat Map

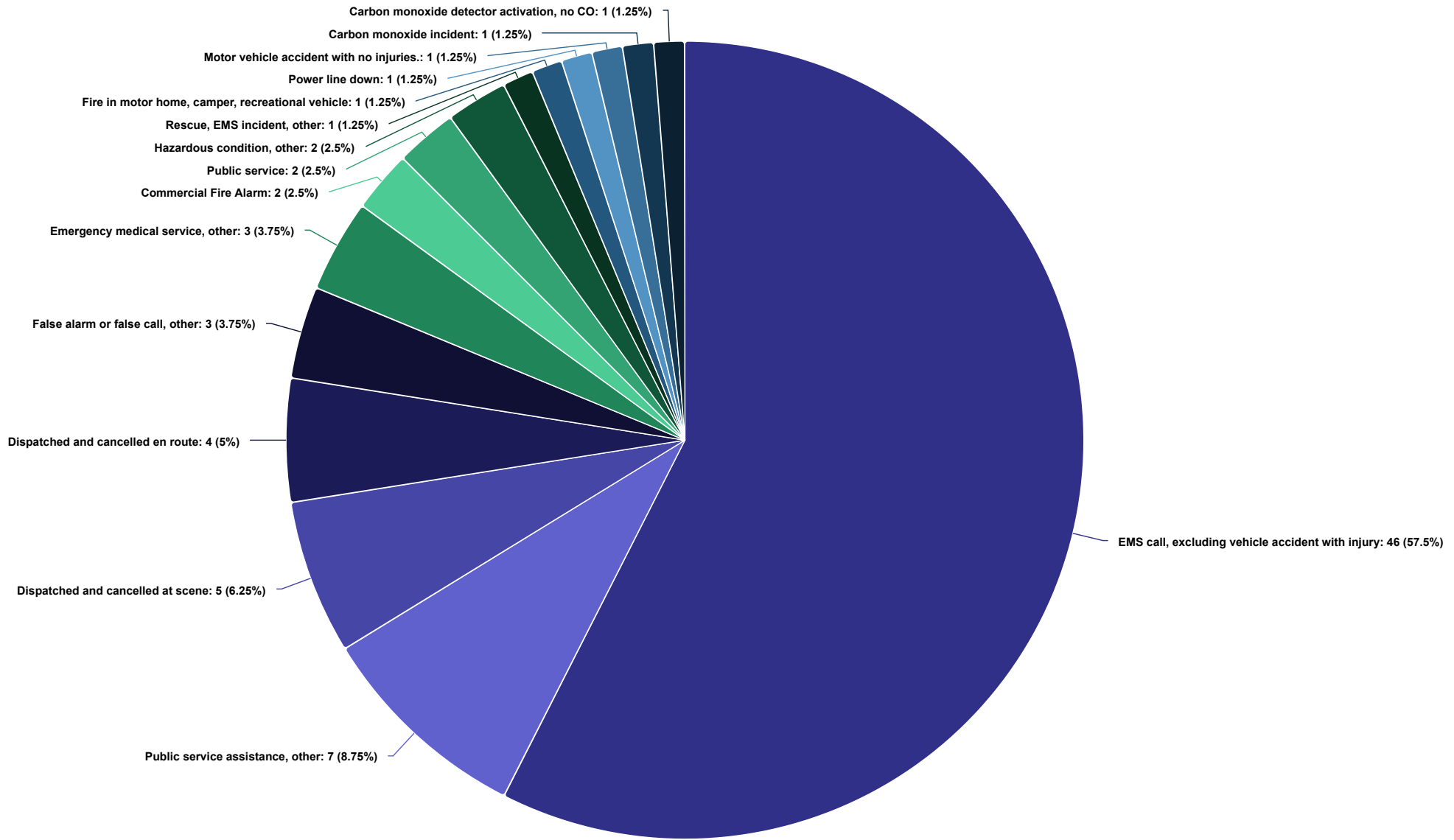
N = 85 Feb 01, 2025 to Feb 28, 2025



Timeline: Last Month

Incident Types

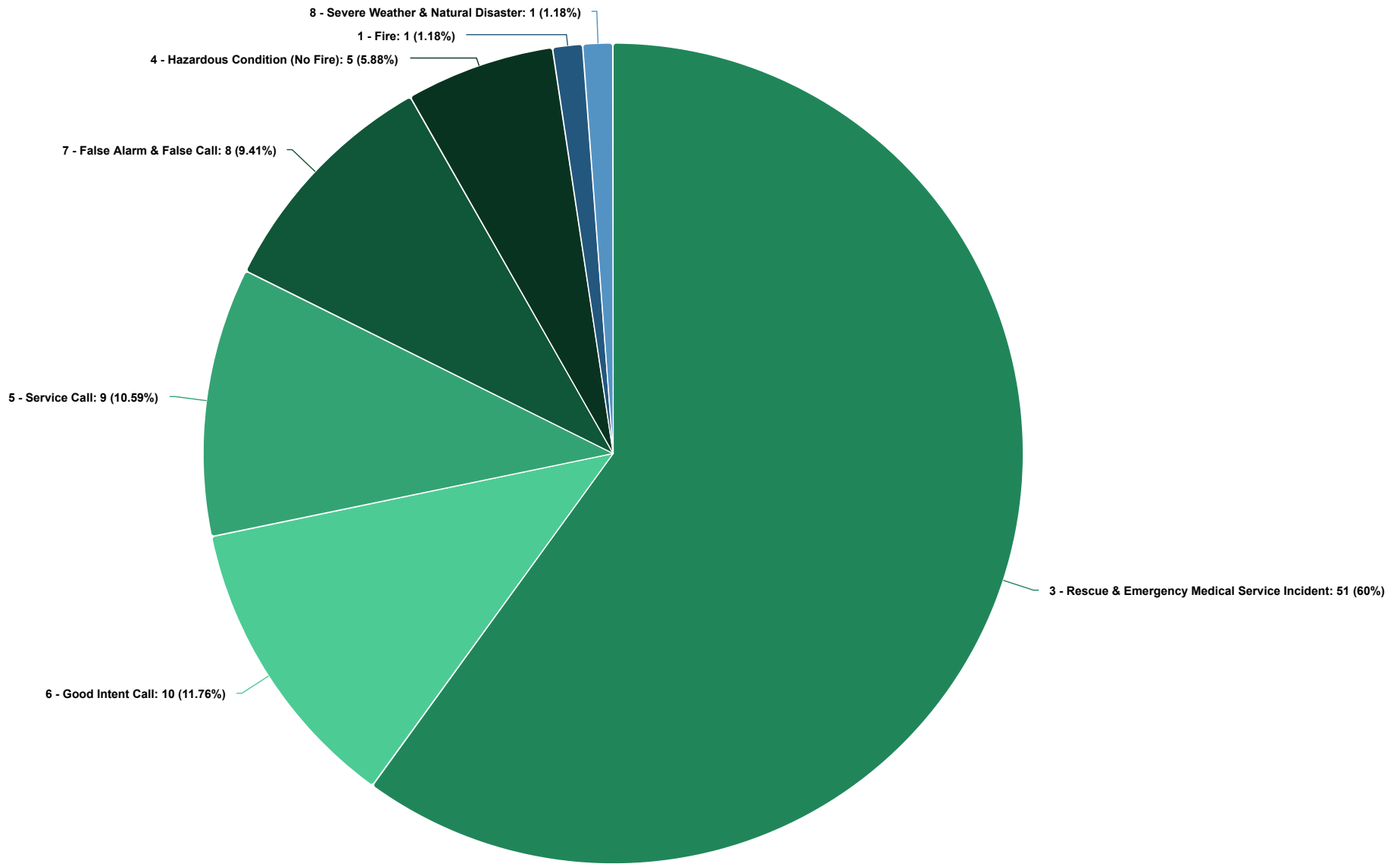
Feb 01, 2025 to Feb 28, 2025



Timeline: Last Month

Incident Type Categories

Feb 01, 2025 to Feb 28, 2025



Timeline: Last Month

Incidents by Category and Month

Jan 01, 2024 12:00 AM to Mar 01, 2025 11:36 AM

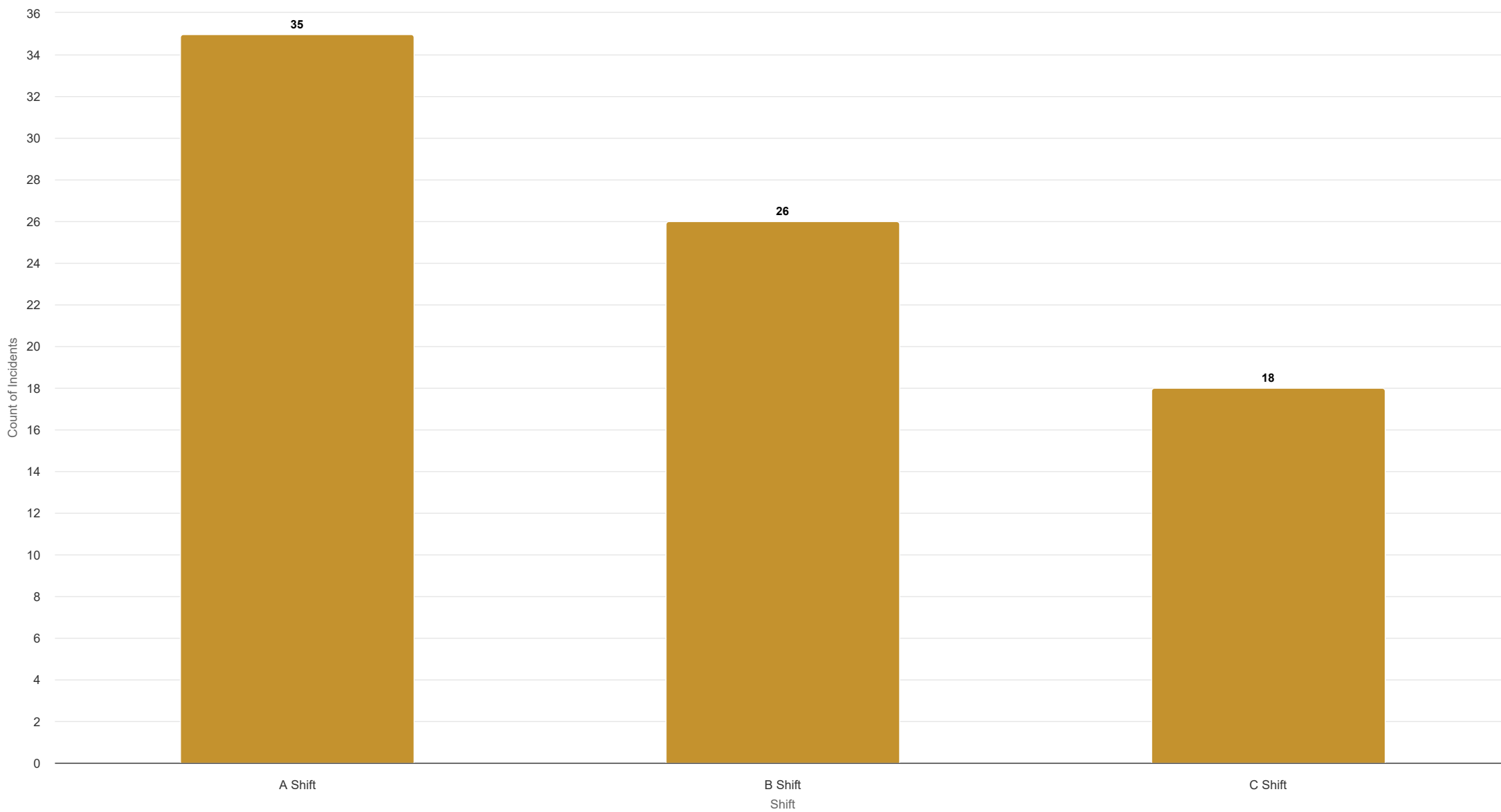


Incident Type Category	2025			2025		2024		YTD % Change
	Jan	Feb	Mar	Grand Total - Current	% of Total Incidents - Current	Grand Total - Previous	% of Total Incidents - Previous	
1 - Fire	1	1	0	2	1.00%	2	1.00%	0.00%
3 - Rescue & Emergency Medical Service Incident	61	51	0	112	64.00%	83	49.00%	34.94%
4 - Hazardous Condition (No Fire)	0	5	0	5	3.00%	14	8.00%	-64.29%
5 - Service Call	12	9	0	21	12.00%	26	15.00%	-19.23%
6 - Good Intent Call	13	10	0	23	13.00%	25	15.00%	-8.00%
7 - False Alarm & False Call	2	8	0	10	6.00%	7	4.00%	42.86%
8 - Severe Weather & Natural Disaster	0	1	0	1	1.00%	11	7.00%	-90.91%
Grand Total	89	85	0	174	100.00%	168	100.00%	3.57%

Timeline: Last Month

Incidents by Shift

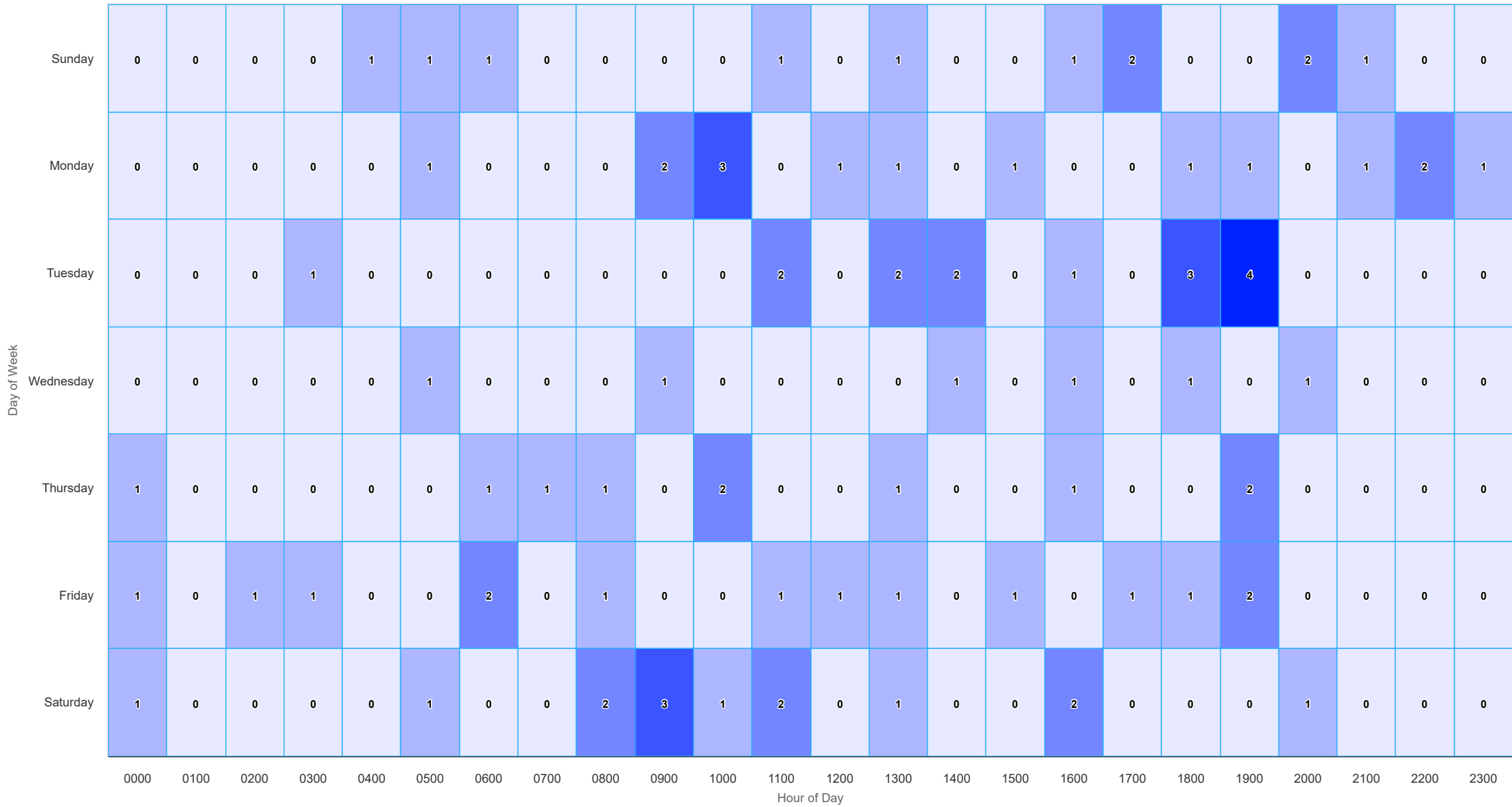
Feb 01, 2025 to Feb 28, 2025



Timeline: Last Month

Incidents by Day and Hour

Feb 01, 2025 to Feb 28, 2025



Timeline: Last Month

Response Times by Unit

Feb 01, 2025 to Feb 28, 2025



Unit	Count	Turnout	Travel	Total Response	Scene	Total Time to Clear	Total Time on Task
C5700	3	00:02:34	(blank)	(blank)	(blank)	00:09:29	00:09:29
ME5792	85	00:01:29	00:05:16	00:06:37	00:18:27	00:24:14	00:24:14
WT57	1	00:07:50	00:13:23	00:21:13	00:33:59	00:55:12	00:55:12

Timeline: Last Month

Average Response Times by Unit and Shift

Feb 01, 2025 to Feb 28, 2025



Unit	Shift	Count	Turnout	Travel	Total Response	Scene	Total Time to Clear	Total Time on Task
C5700	(blank)	1	00:03:10	(blank)	(blank)	(blank)	00:07:49	00:07:49
	B Shift	1	00:01:58	(blank)	(blank)	(blank)	00:14:00	00:14:00
	C Shift	1	(blank)	(blank)	(blank)	(blank)	00:06:38	00:06:38
ME5792	(blank)	5	00:01:26	00:04:45	00:06:11	00:14:16	00:20:27	00:20:27
	A Shift	36	00:01:35	00:05:15	00:06:40	00:19:13	00:24:52	00:24:52
	B Shift	26	00:01:20	00:05:20	00:06:29	00:19:39	00:24:38	00:24:38
	C Shift	18	00:01:31	00:05:20	00:06:51	00:16:39	00:23:30	00:23:30
WT57	(blank)	1	00:07:50	00:13:23	00:21:13	00:33:59	00:55:12	00:55:12

Timeline: Last Month