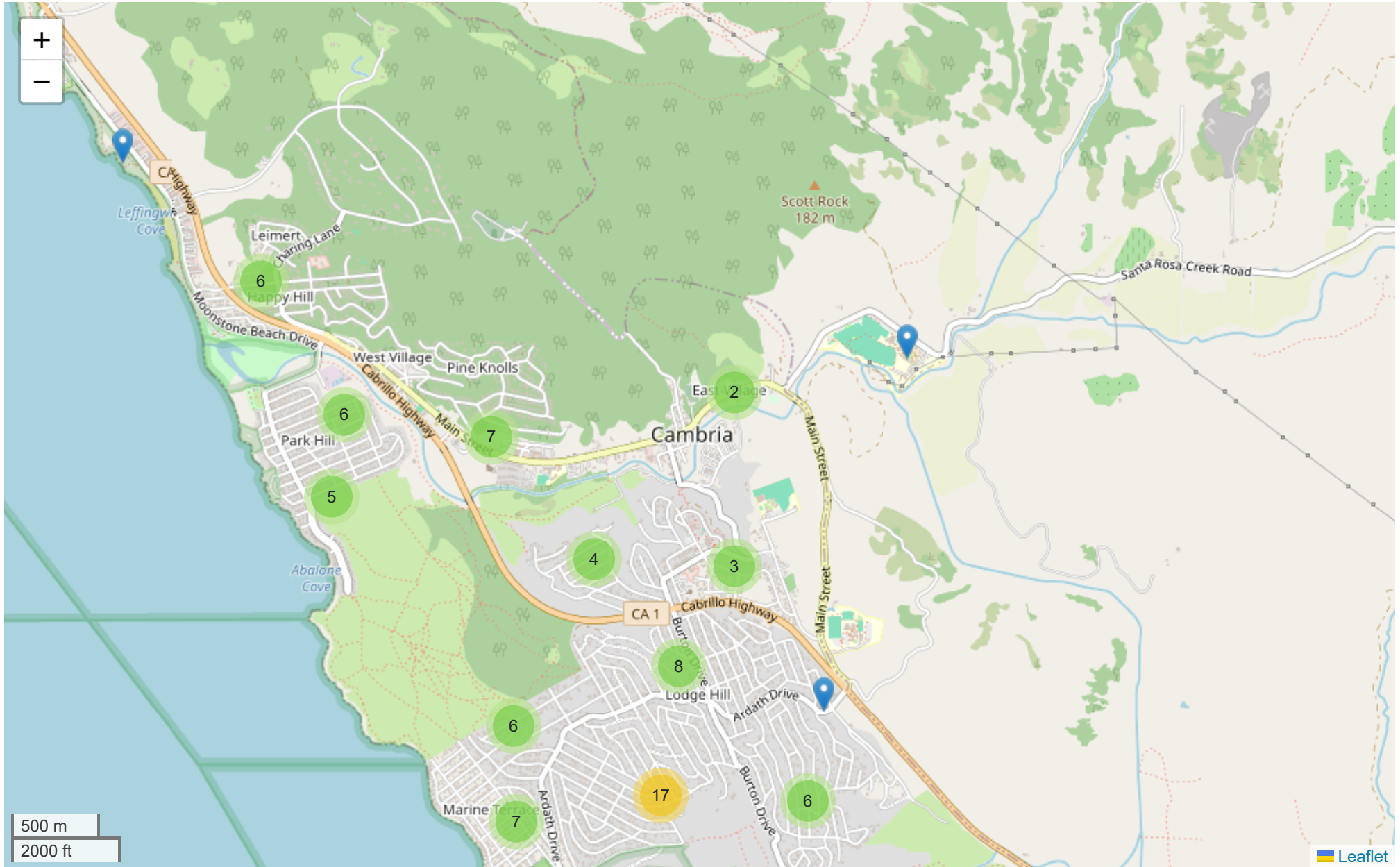


# Incident Heat Map

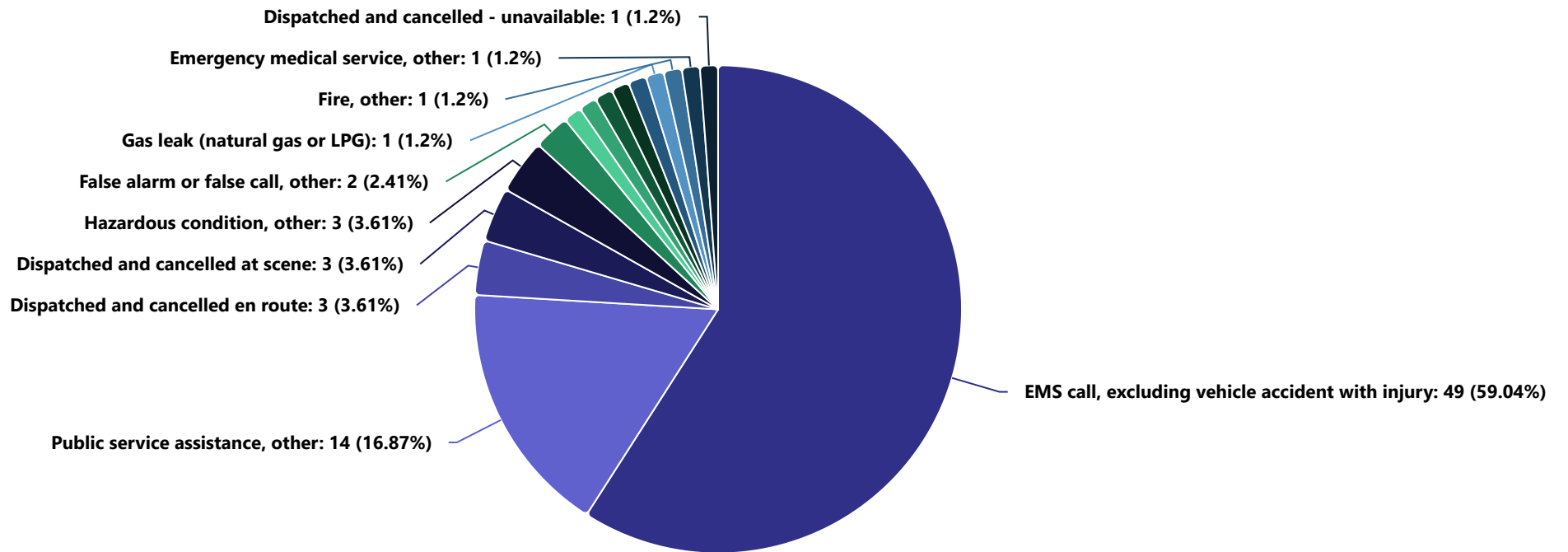
N = 84 May 01, 2025 to May 31, 2025



Timeline: Last Month

# Incident Types

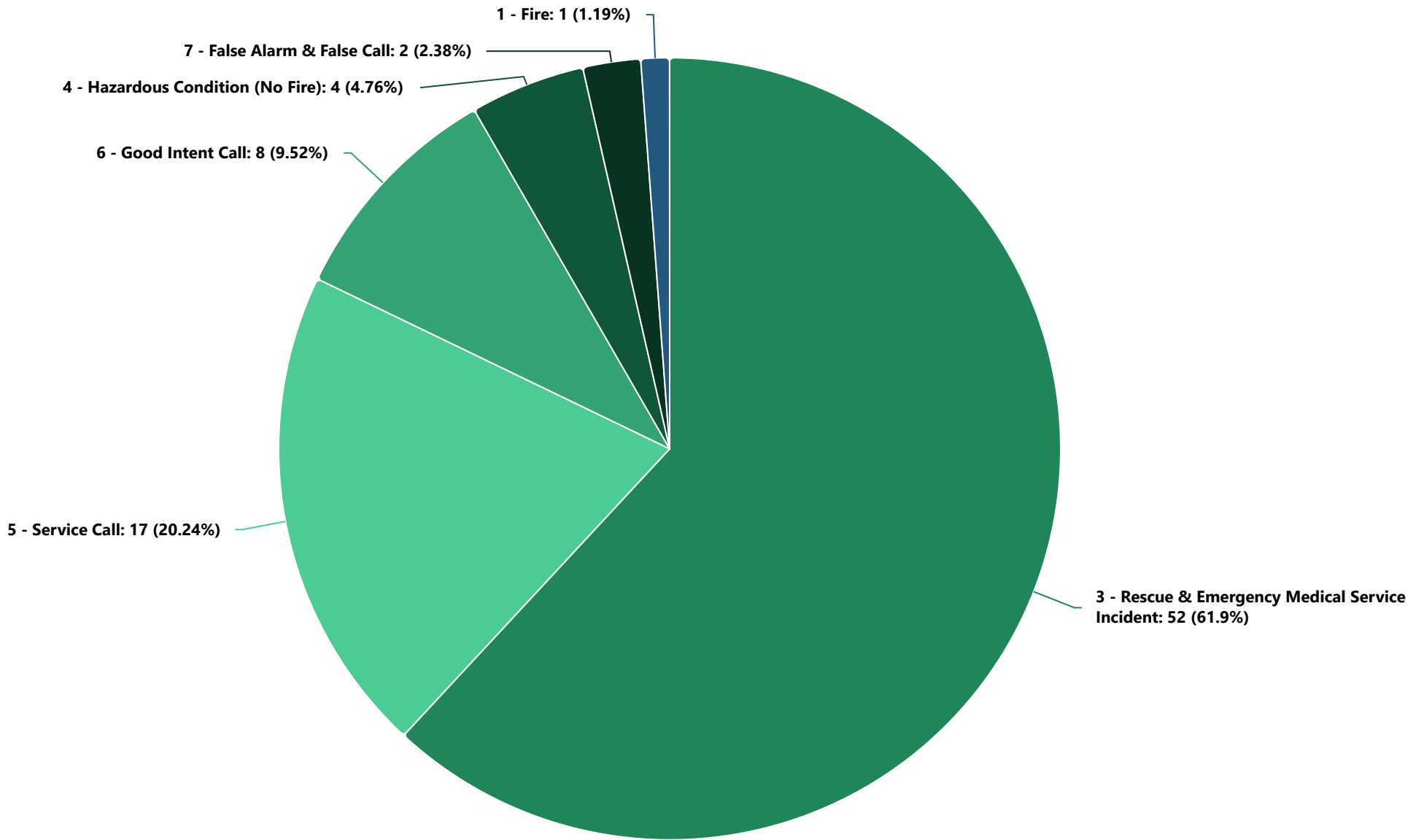
May 01, 2025 to May 31, 2025



Timeline: Last Month

# Incident Type Categories

May 01, 2025 to May 31, 2025



Timeline: Last Month

### Incidents by Category and Month

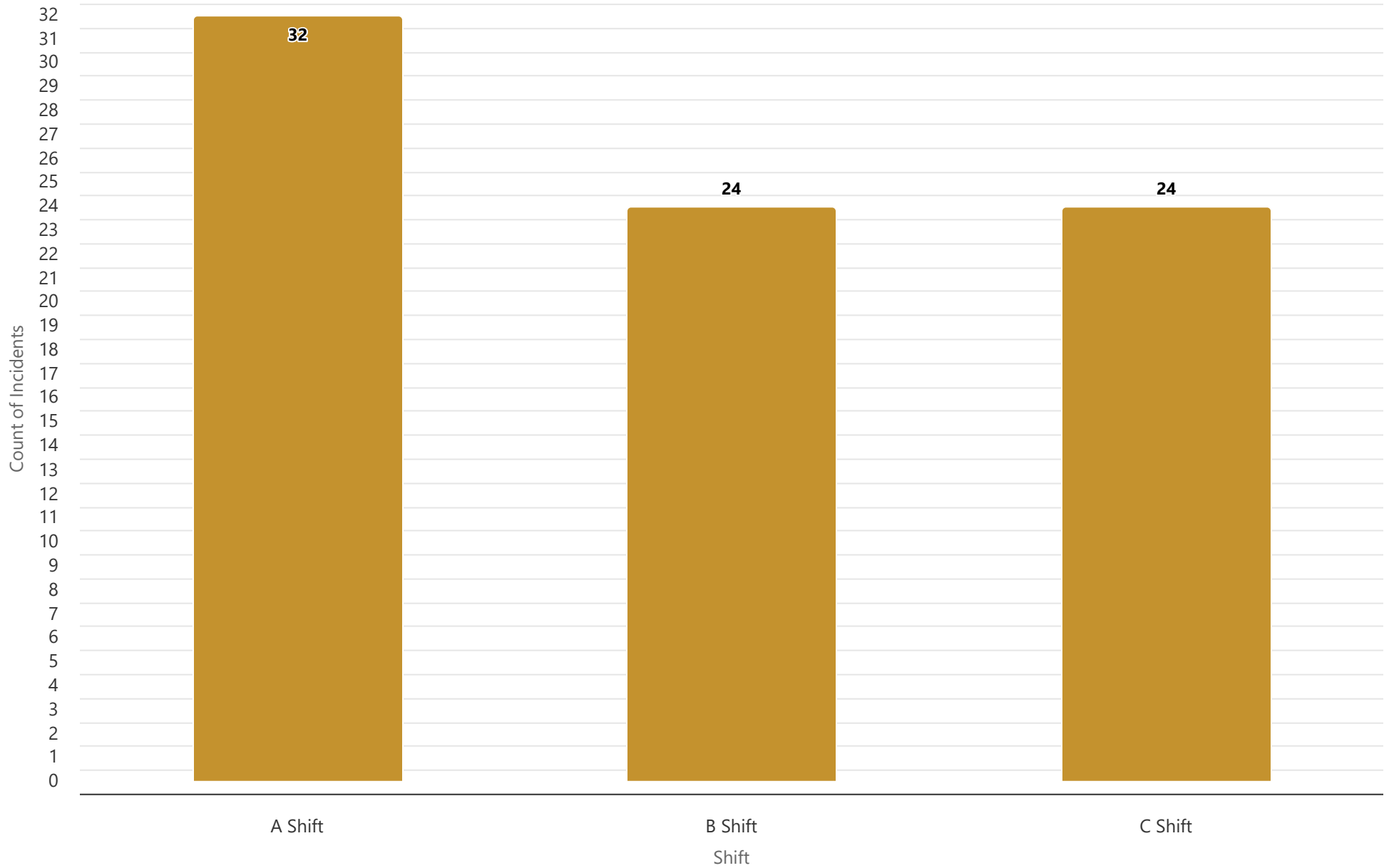
Jan 01, 2024 12:00 AM to May 31, 2025 11:59 PM

Incident Type Category	2025					2025		2024		YTD % Change
	Jan	Feb	Mar	Apr	May	Grand Total - Current	% of Total Incidents - Current	Grand Total - Previous	% of Total Incidents - Previous	
1 - Fire	1	1	1	3	1	7	2.00%	4	1.00%	75.00%
3 - Rescue & Emergency Medical Service Incident	61	50	59	63	52	285	65.00%	237	59.00%	20.25%
4 - Hazardous Condition (No Fire)	0	5	1	4	4	14	3.00%	22	6.00%	-36.36%
5 - Service Call	12	10	4	7	17	50	11.00%	45	11.00%	11.11%
6 - Good Intent Call	13	10	18	10	8	59	13.00%	57	14.00%	3.51%
7 - False Alarm & False Call	2	8	6	4	2	22	5.00%	18	5.00%	22.22%
8 - Severe Weather & Natural Disaster	0	1	0	0	0	1	0.00%	16	4.00%	-93.75%
<b>Grand Total</b>	<b>89</b>	<b>85</b>	<b>89</b>	<b>91</b>	<b>84</b>	<b>438</b>	<b>100.00%</b>	<b>399</b>	<b>100.00%</b>	<b>9.77%</b>

Timeline: Last Month

# Incidents by Shift

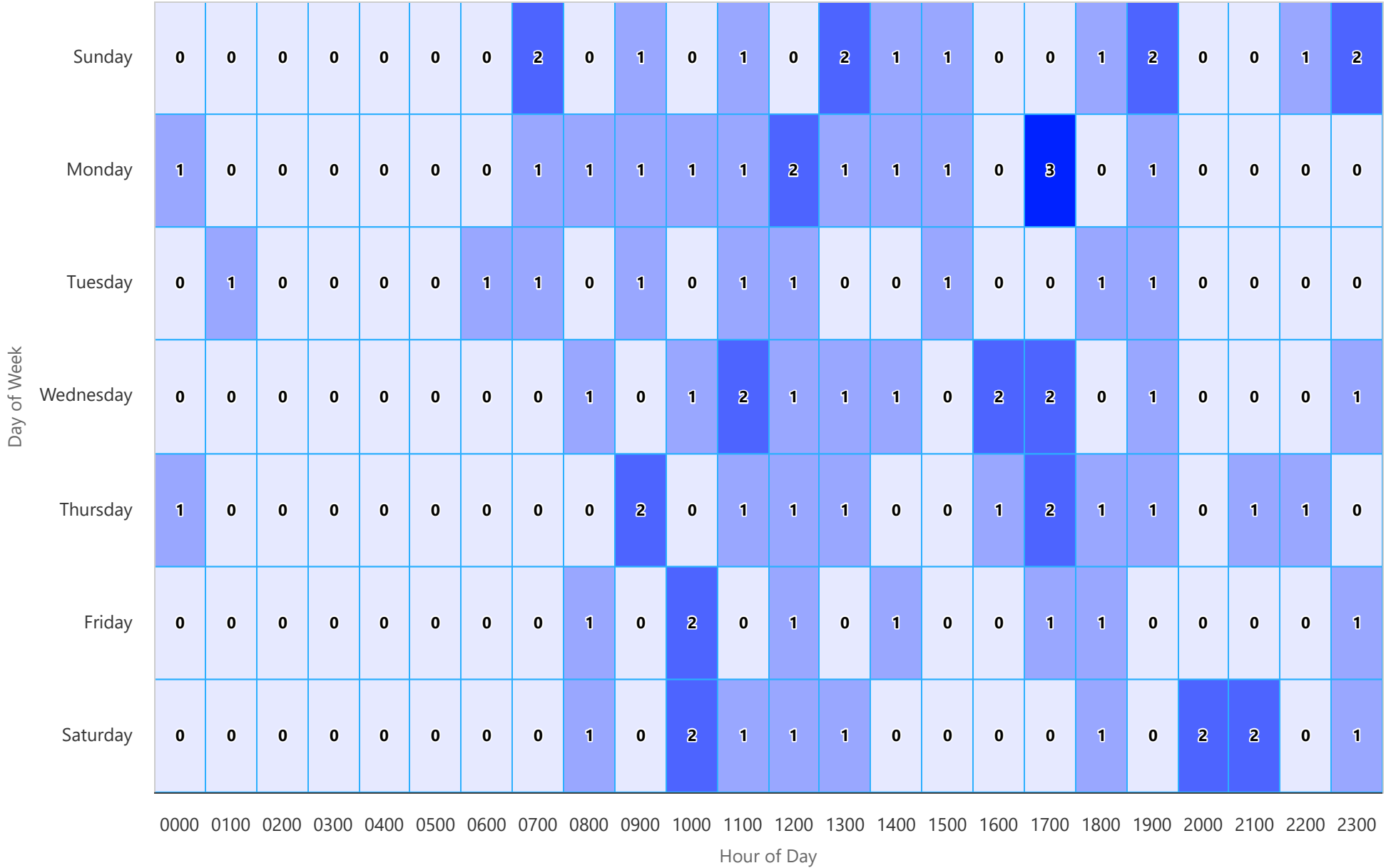
May 01, 2025 to May 31, 2025



Timeline: Last Month

# Incidents by Day and Hour

May 01, 2025 to May 31, 2025



Timeline: Last Month

### Response Times by Unit

May 01, 2025 to May 31, 2025

Unit	Count	Turnout	Travel	Total Response	Scene	Total Time to Clear	Total Time on Task
C5700	2	00:00:00	(blank)	(blank)	(blank)	00:24:10	00:24:10
ME5792	84	00:01:32	00:05:12	00:06:45	00:16:40	00:22:07	00:22:07

Timeline: Last Month

## Average Response Times by Unit and Shift

May 01, 2025 to May 31, 2025

Unit	Shift	Count	Turnout	Travel	Total Response	Scene	Total Time to Clear	Total Time on Task
C5700	(blank)	1	(blank)	(blank)	(blank)	(blank)	00:40:00	00:40:00
	B Shift	1	00:00:00	(blank)	(blank)	(blank)	00:08:19	00:08:19
ME5792	(blank)	4	00:01:25	00:04:43	00:06:08	00:18:42	00:18:44	00:18:44
	A Shift	32	00:01:43	00:04:55	00:06:40	00:18:37	00:24:09	00:24:09
	B Shift	24	00:01:29	00:05:48	00:07:18	00:13:14	00:20:33	00:20:33
	C Shift	24	00:01:21	00:04:56	00:06:17	00:17:33	00:21:29	00:21:29

Timeline: Last Month