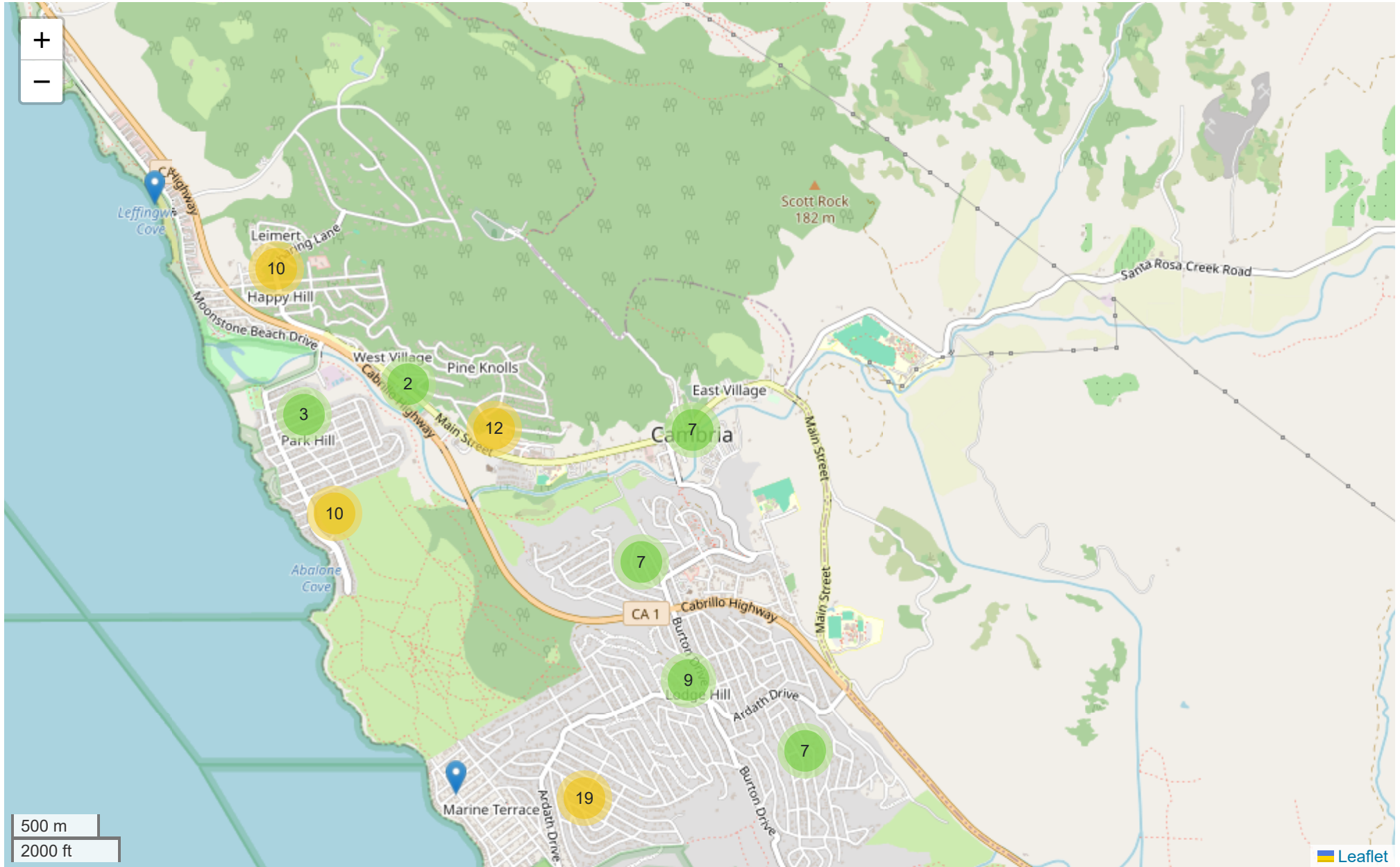


# Incident Heat Map

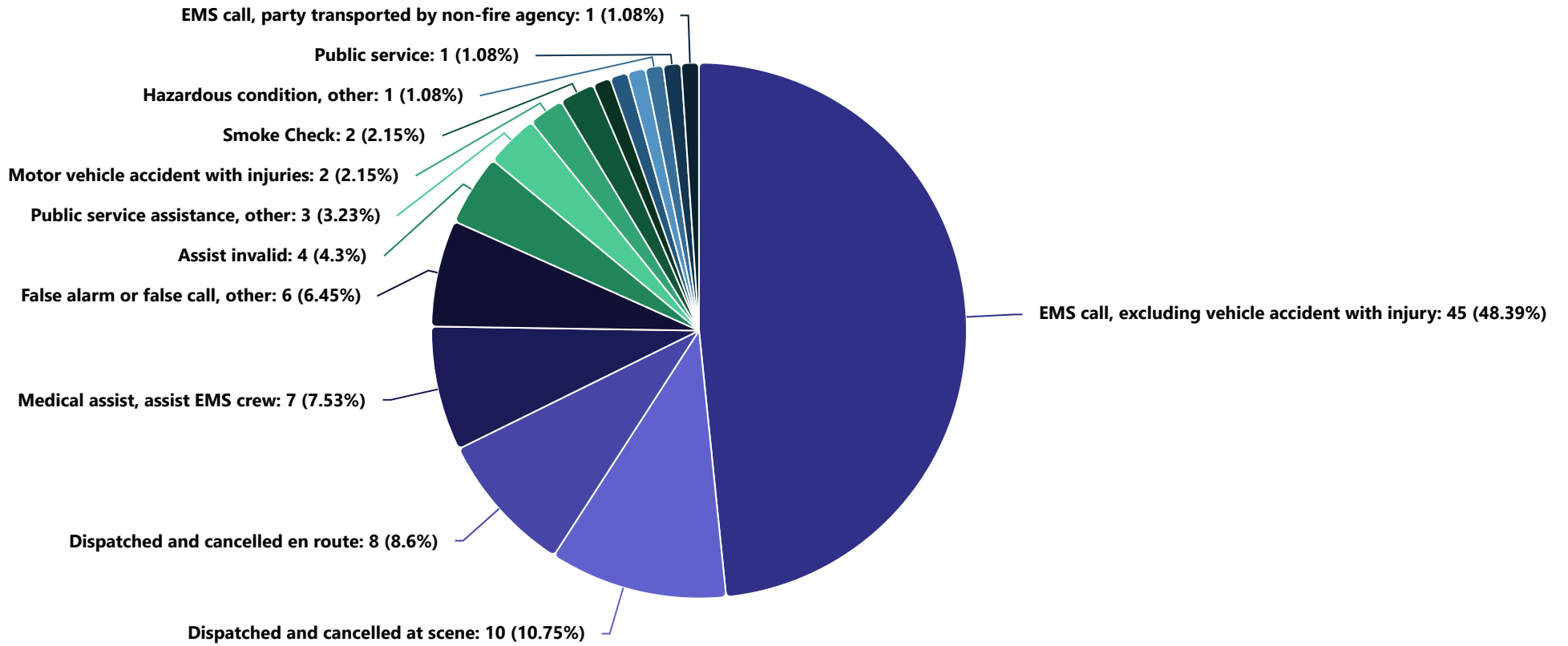
N = 94 Aug 01, 2025 to Aug 31, 2025



Timeline: Last Month

# Incident Types

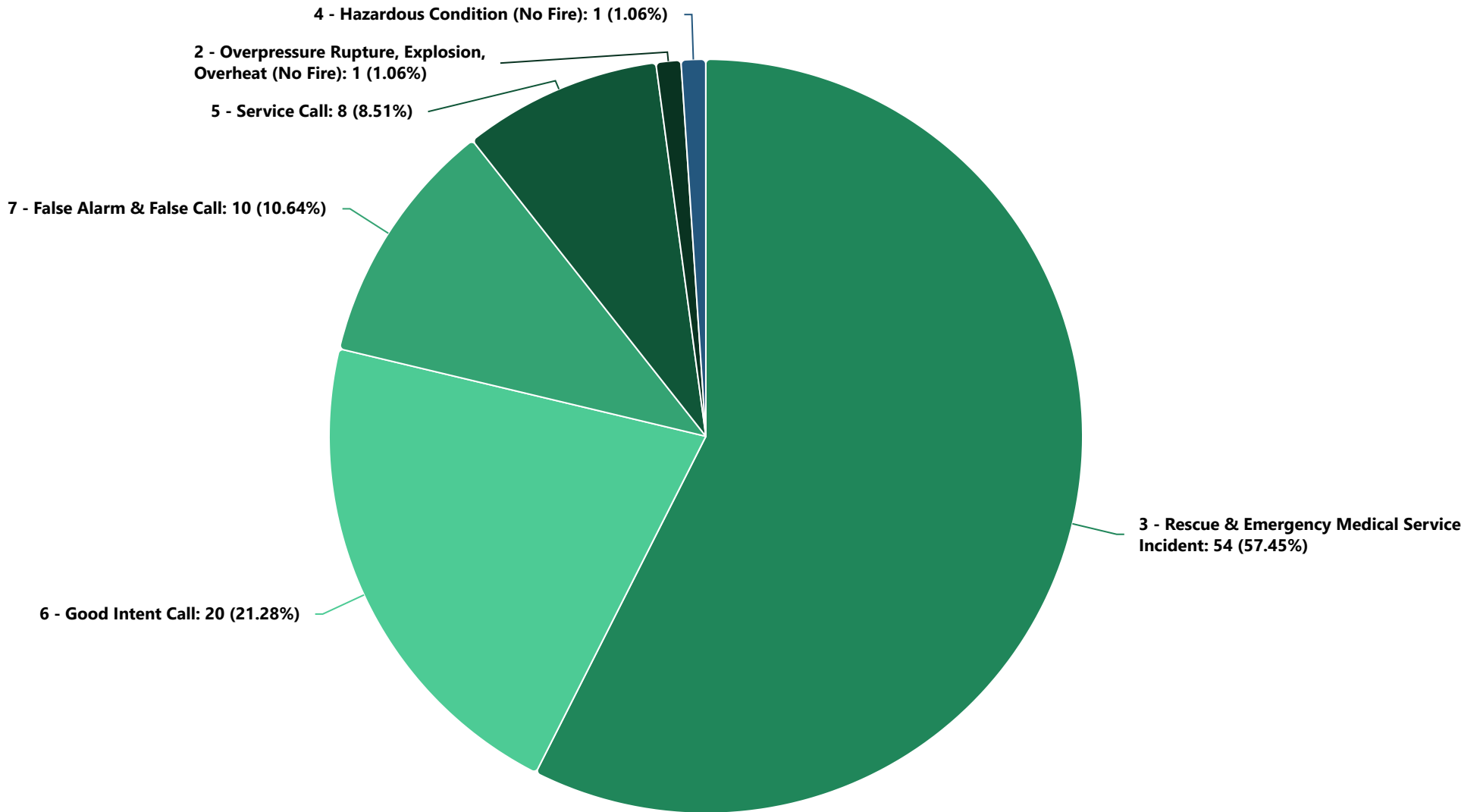
Aug 01, 2025 to Aug 31, 2025



Timeline: Last Month

# Incident Type Categories

Aug 01, 2025 to Aug 31, 2025



Timeline: Last Month

### Incidents by Category and Month

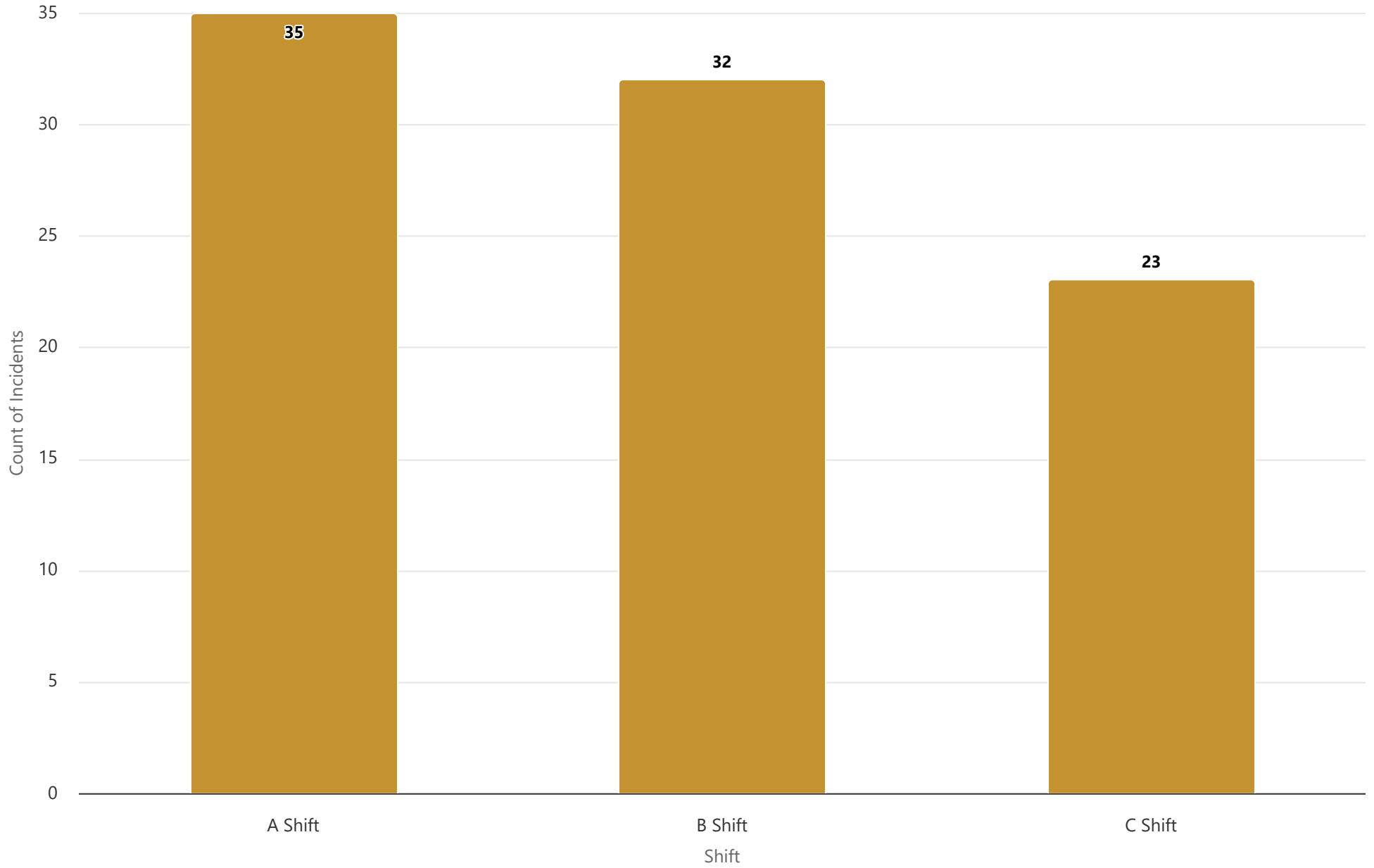
Jan 01, 2024 12:00 AM to Aug 31, 2025 11:59 PM

Incident Type Category	2025								2025		2024		YTD % Change
	Jan	Feb	Mar	Apr	May	Jun	Jul	Aug	Grand Total - Current	% of Total Incidents - Current	Grand Total - Previous	% of Total Incidents - Previous	
1 - Fire	1	1	1	3	1	2	0	0	9	1.00%	9	1.00%	0.00%
2 - Overpressure Rupture, Explosion, Overheat (No Fire)	0	0	0	0	0	1	0	1	2	0.00%	2	0.00%	0.00%
3 - Rescue & Emergency Medical Service Incident	61	50	59	63	51	68	49	54	455	63.00%	408	63.00%	11.52%
4 - Hazardous Condition (No Fire)	0	5	1	4	4	1	2	1	18	2.00%	23	4.00%	-21.74%
5 - Service Call	12	10	4	7	17	16	17	8	91	13.00%	61	9.00%	49.18%
6 - Good Intent Call	13	10	18	10	10	18	11	20	110	15.00%	98	15.00%	12.24%
7 - False Alarm & False Call	2	8	6	4	2	3	1	10	36	5.00%	33	5.00%	9.09%
8 - Severe Weather & Natural Disaster	0	1	0	0	0	0	0	0	1	0.00%	18	3.00%	-94.44%
<b>Grand Total</b>	<b>89</b>	<b>85</b>	<b>89</b>	<b>91</b>	<b>85</b>	<b>109</b>	<b>80</b>	<b>94</b>	<b>722</b>	<b>100.00%</b>	<b>652</b>	<b>100.00%</b>	<b>10.74%</b>

Timeline: Last Month

# Incidents by Shift

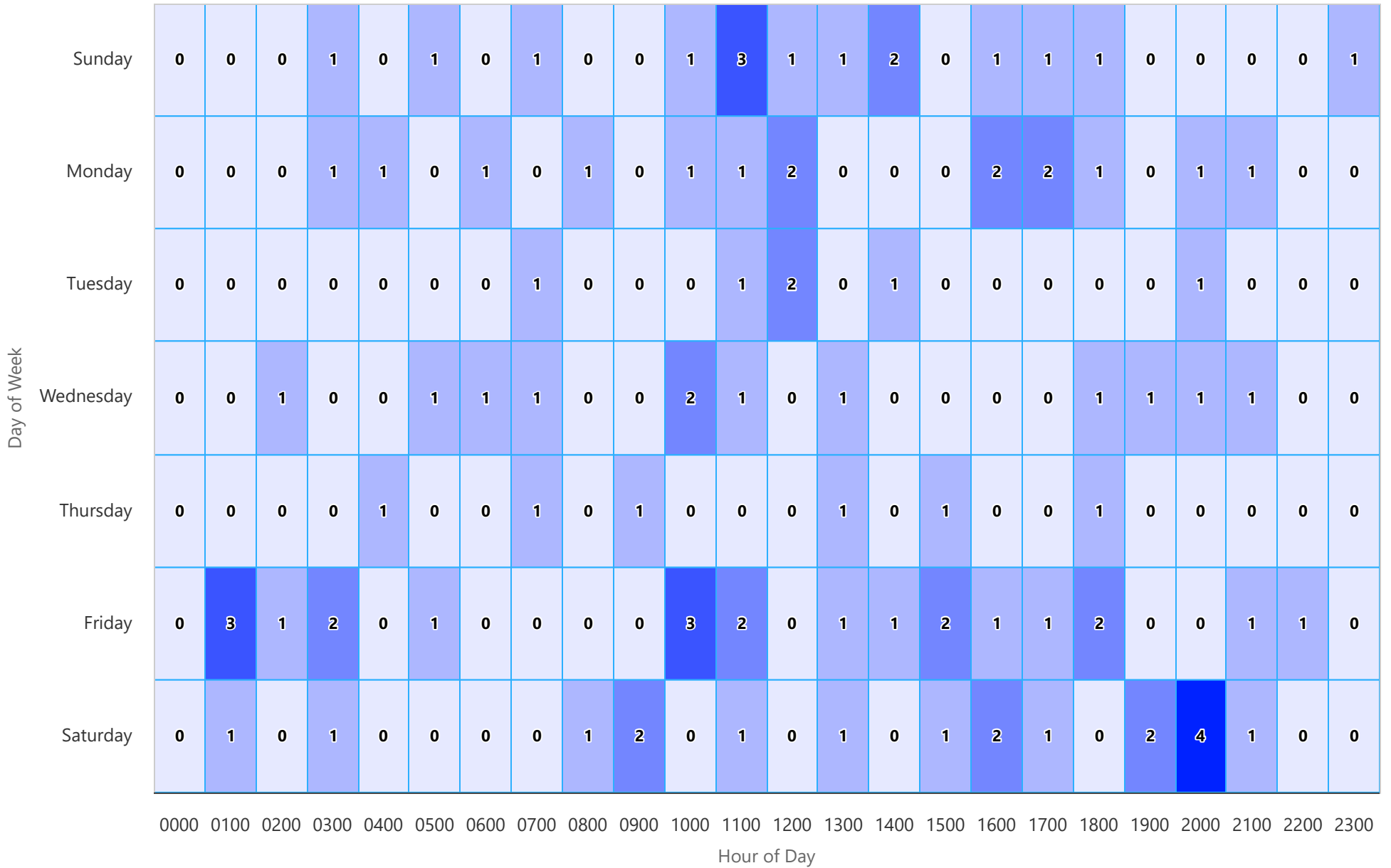
Aug 01, 2025 to Aug 31, 2025



Timeline: Last Month

# Incidents by Day and Hour

Aug 01, 2025 to Aug 31, 2025



Timeline: Last Month

### Response Times by Unit

Aug 01, 2025 to Aug 31, 2025

Unit	Count	Turnout	Travel	Total Response	Scene	Total Time to Clear	Total Time on Task
ME5792	93	00:01:41	00:05:51	00:07:22	00:18:56	00:24:50	00:24:50
WT57	2	00:05:46	(blank)	(blank)	(blank)	00:11:59	00:11:59

Timeline: Last Month

### Average Response Times by Unit and Shift

Aug 01, 2025 to Aug 31, 2025

Unit	Shift	Count	Turnout	Travel	Total Response	Scene	Total Time to Clear	Total Time on Task
ME5792	(blank)	4	00:02:47	00:04:22	00:07:30	00:11:17	00:16:14	00:16:14
	A Shift	34	00:01:38	00:06:23	00:07:32	00:21:46	00:28:30	00:28:30
	B Shift	32	00:01:42	00:06:14	00:07:53	00:15:40	00:21:30	00:21:30
	C Shift	23	00:01:34	00:04:46	00:06:26	00:20:27	00:26:15	00:26:15
WT57	A Shift	1	00:05:46	(blank)	(blank)	(blank)	00:21:15	00:21:15
	C Shift	1	(blank)	(blank)	(blank)	(blank)	00:02:44	00:02:44

Timeline: Last Month