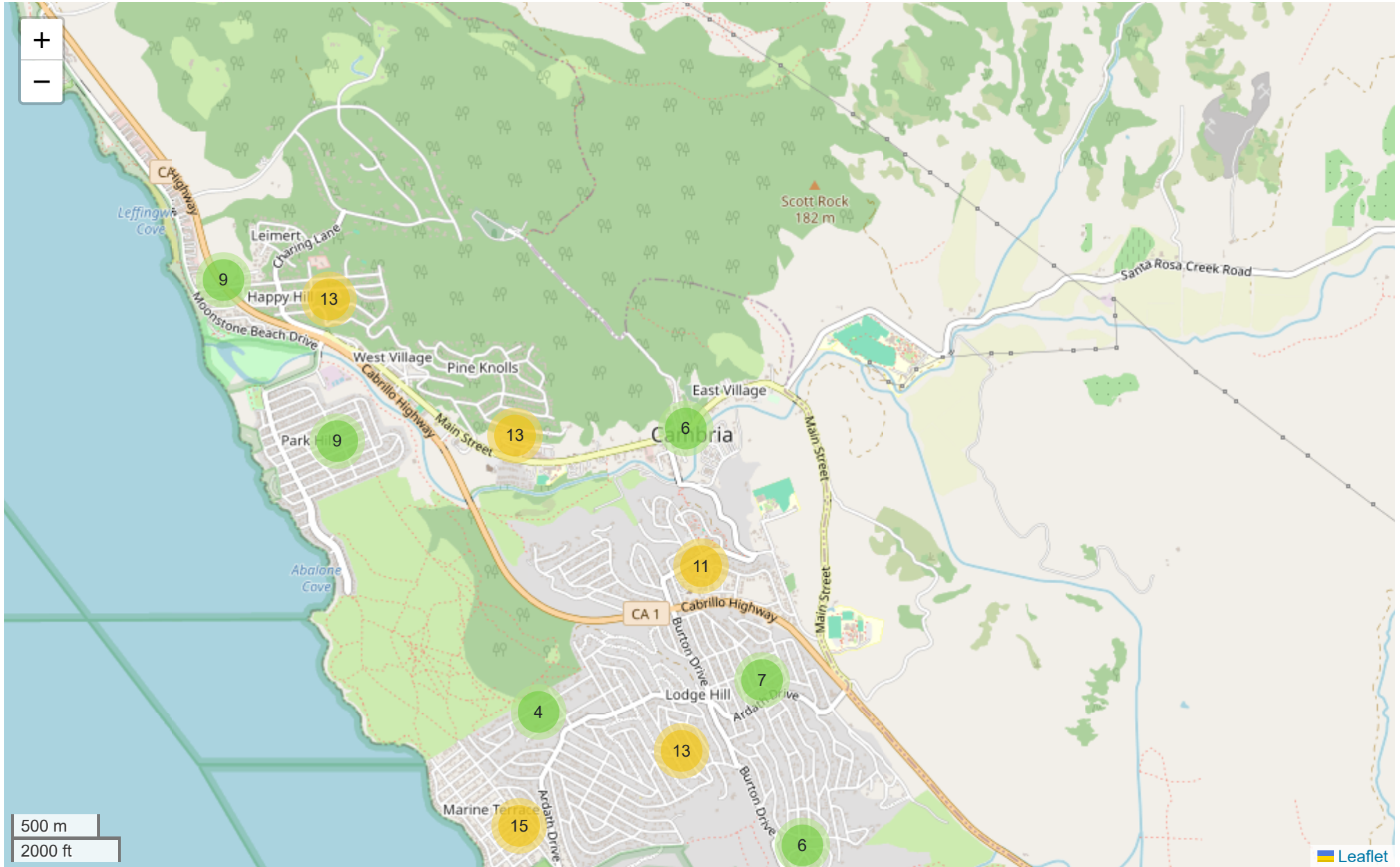


Incident Heat Map

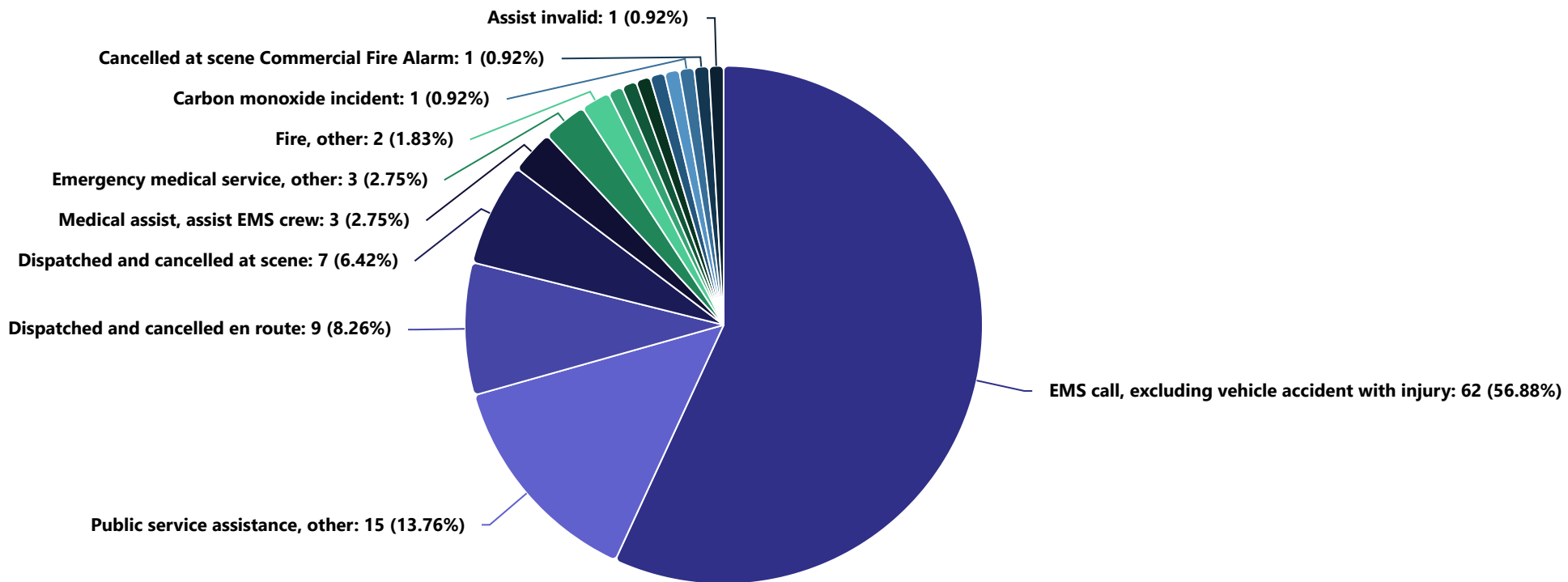
N = 109 Jun 01, 2025 to Jun 30, 2025



Timeline: Last Month

Incident Types

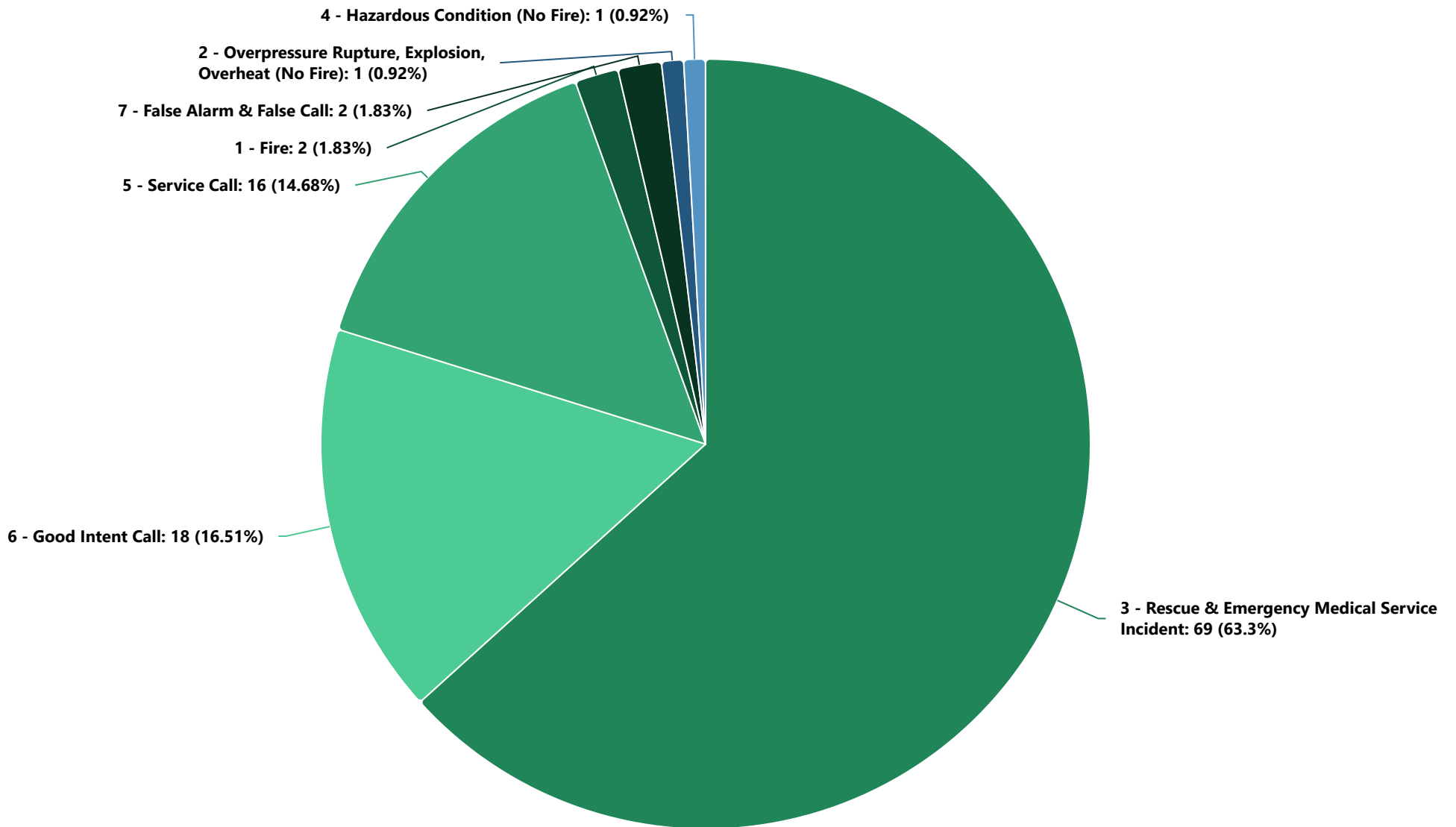
Jun 01, 2025 to Jun 30, 2025



Timeline: Last Month

Incident Type Categories

Jun 01, 2025 to Jun 30, 2025



Timeline: Last Month

Incidents by Category and Month

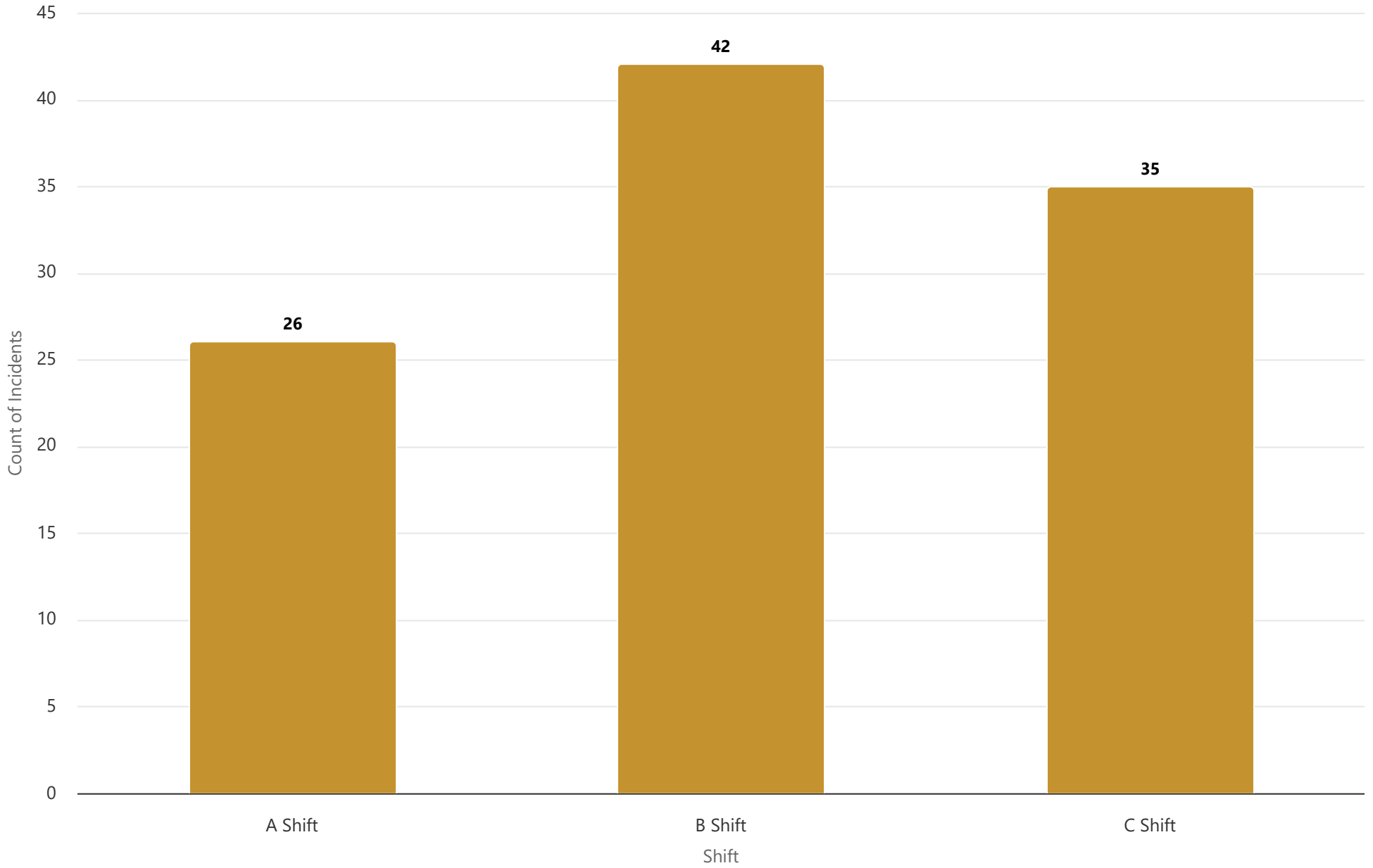
Jan 01, 2024 12:00 AM to Jun 30, 2025 11:59 PM

Incident Type Category	2025						2025		2024		YTD % Change
	Jan	Feb	Mar	Apr	May	Jun	Grand Total - Current	% of Total Incidents - Current	Grand Total - Previous	% of Total Incidents - Previous	
1 - Fire	1	1	1	3	1	2	9	2.00%	5	1.00%	80.00%
2 - Overpressure Rupture, Explosion, Overheat (No Fire)	0	0	0	0	0	1	1	0.00%	0	0.00%	N/A
3 - Rescue & Emergency Medical Service Incident	61	50	59	63	51	69	353	64.00%	289	60.00%	22.15%
4 - Hazardous Condition (No Fire)	0	5	1	4	4	1	15	3.00%	22	5.00%	-31.82%
5 - Service Call	12	10	4	7	17	16	66	12.00%	49	10.00%	34.69%
6 - Good Intent Call	13	10	18	10	10	18	79	14.00%	72	15.00%	9.72%
7 - False Alarm & False Call	2	8	6	4	2	2	24	4.00%	25	5.00%	-4.00%
8 - Severe Weather & Natural Disaster	0	1	0	0	0	0	1	0.00%	16	3.00%	-93.75%
Grand Total	89	85	89	91	85	109	548	100.00%	478	100.00%	14.64%

Timeline: Last Month

Incidents by Shift

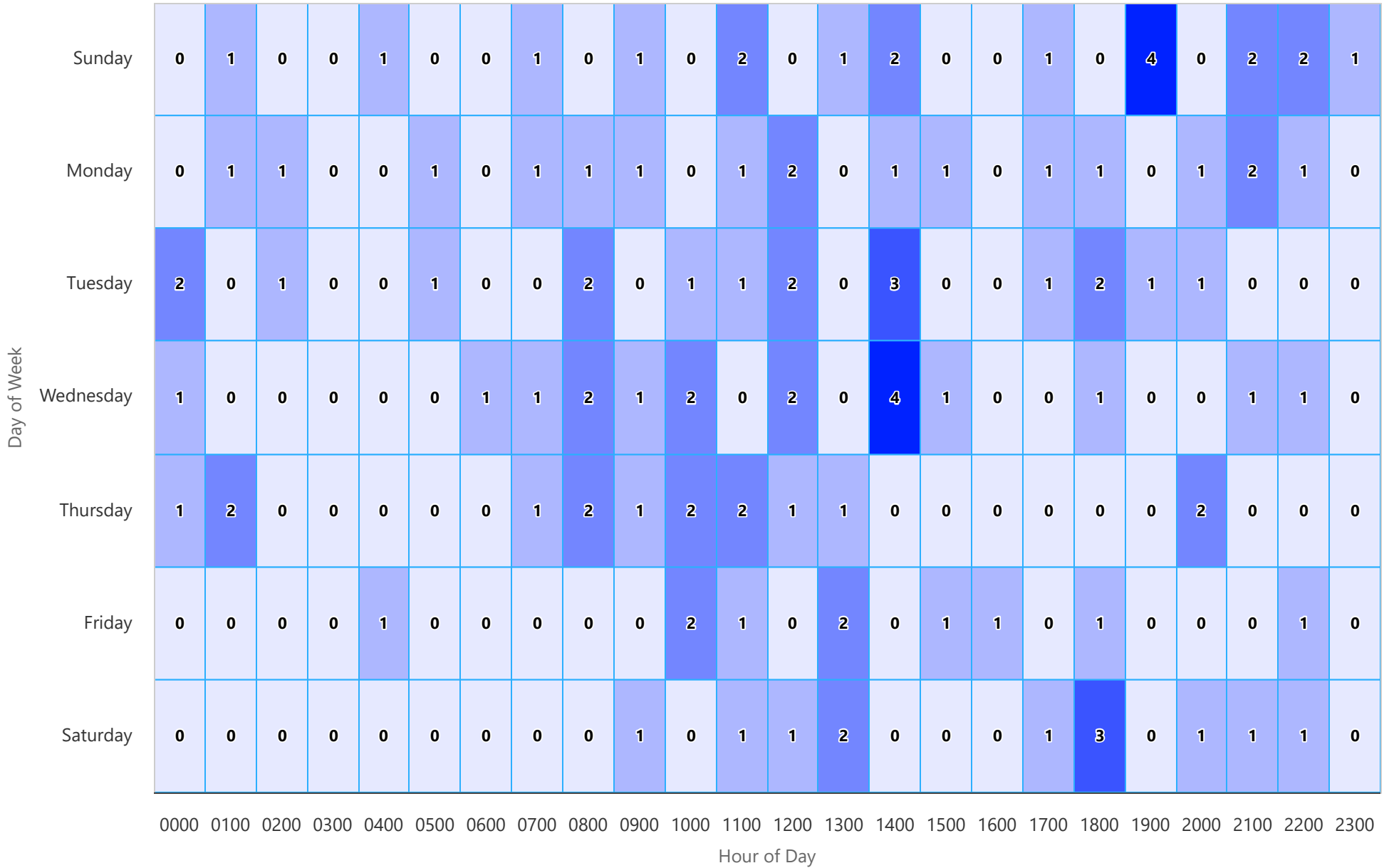
Jun 01, 2025 to Jun 30, 2025



Timeline: Last Month

Incidents by Day and Hour

Jun 01, 2025 to Jun 30, 2025



Timeline: Last Month

Response Times by Unit

Jun 01, 2025 to Jun 30, 2025

Unit	Count	Turnout	Travel	Total Response	Scene	Total Time to Clear	Total Time on Task
C5700	4	(blank)	(blank)	(blank)	(blank)	00:17:00	00:17:00
ME5792	109	00:01:29	00:05:19	00:06:43	00:17:33	00:22:42	00:22:42
WT57	1	(blank)	(blank)	(blank)	(blank)	00:08:35	00:08:35

Timeline: Last Month

Average Response Times by Unit and Shift

Jun 01, 2025 to Jun 30, 2025

Unit	Shift	Count	Turnout	Travel	Total Response	Scene	Total Time to Clear	Total Time on Task
C5700	(blank)	2	(blank)	(blank)	(blank)	(blank)	00:16:40	00:16:40
	B Shift	2	(blank)	(blank)	(blank)	(blank)	00:17:20	00:17:20
ME5792	(blank)	6	00:01:43	00:05:05	00:06:09	00:47:28	00:45:51	00:45:51
	A Shift	26	00:01:59	00:06:07	00:07:50	00:16:57	00:22:53	00:22:53
	B Shift	42	00:01:22	00:06:06	00:07:29	00:15:04	00:21:30	00:21:30
	C Shift	35	00:01:12	00:03:53	00:05:04	00:16:10	00:19:56	00:19:56
WT57	B Shift	1	(blank)	(blank)	(blank)	(blank)	00:08:35	00:08:35

Timeline: Last Month