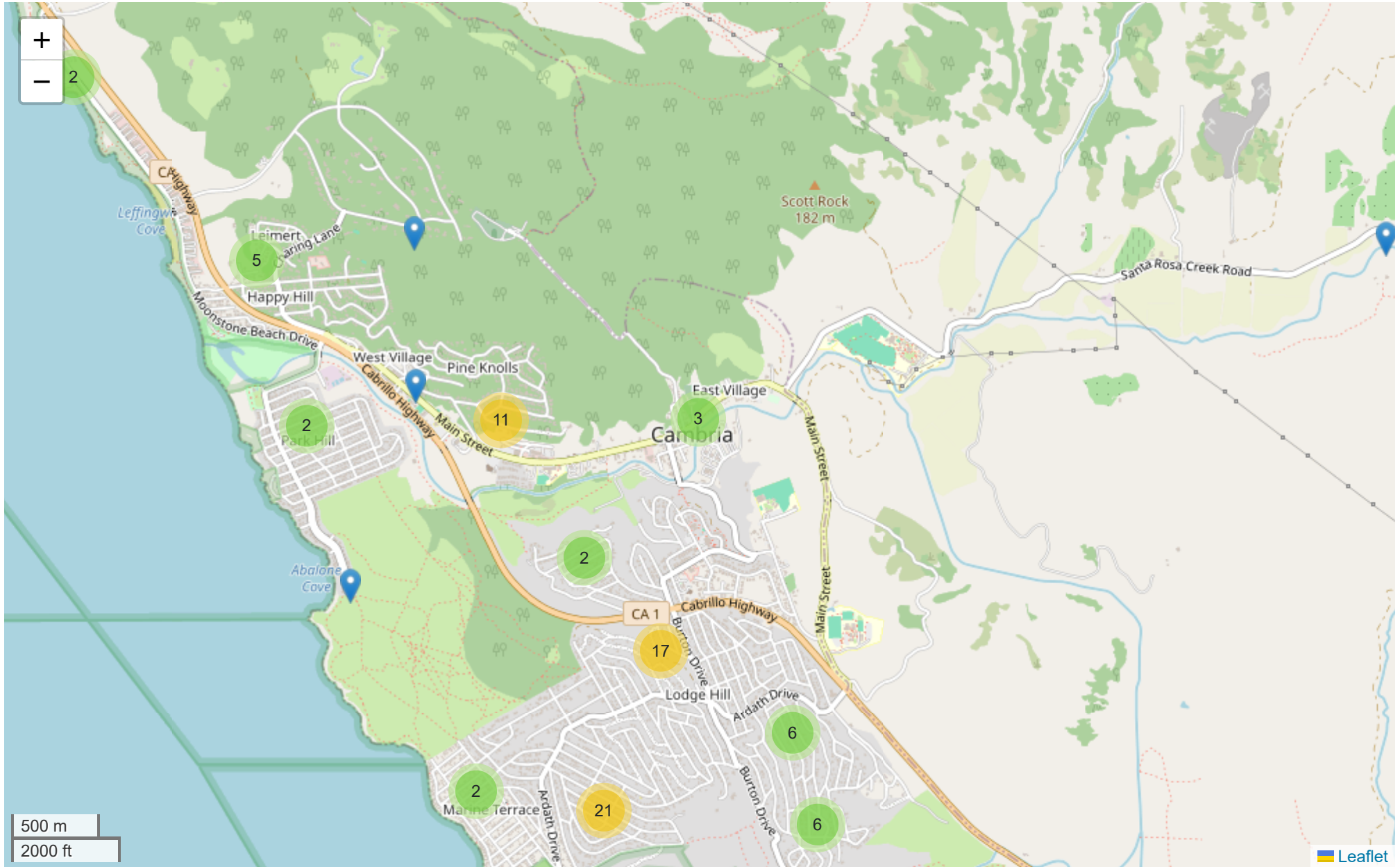


Incident Heat Map

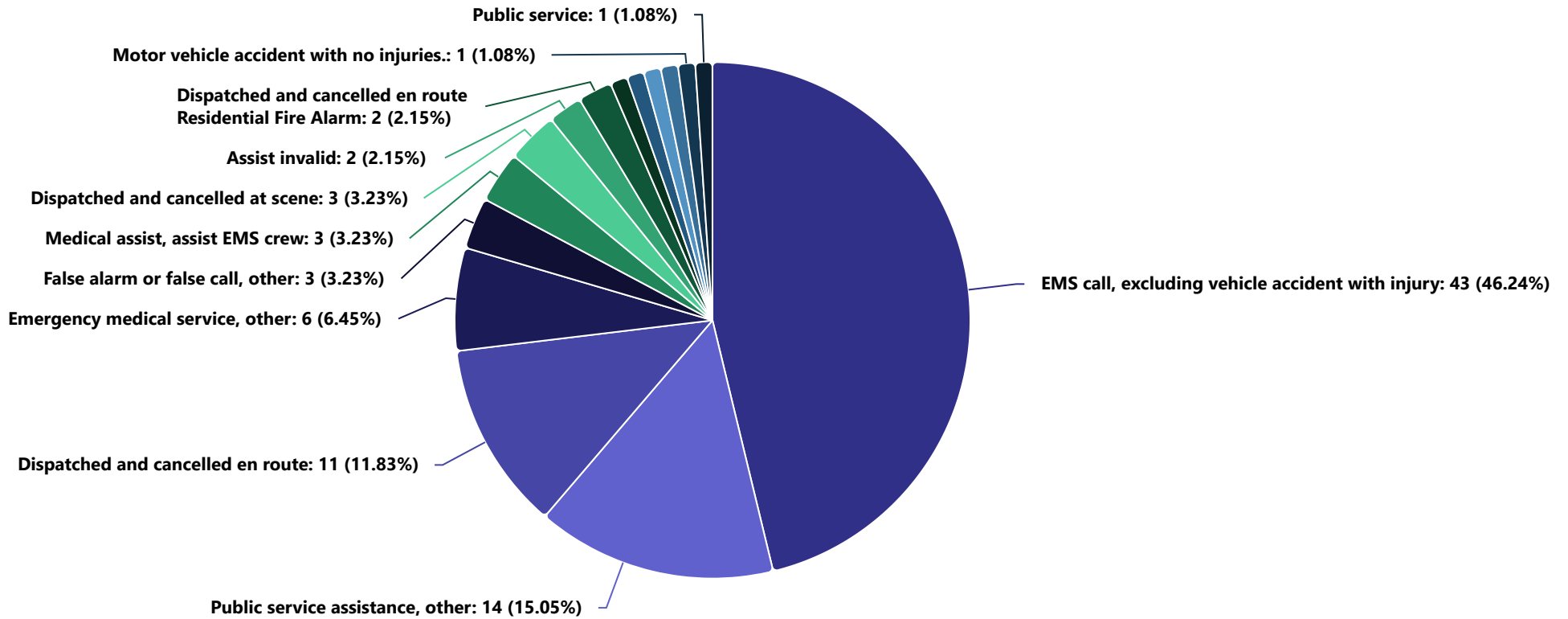
N = 87 Sep 01, 2025 to Sep 30, 2025



Timeline: Last Month

Incident Types

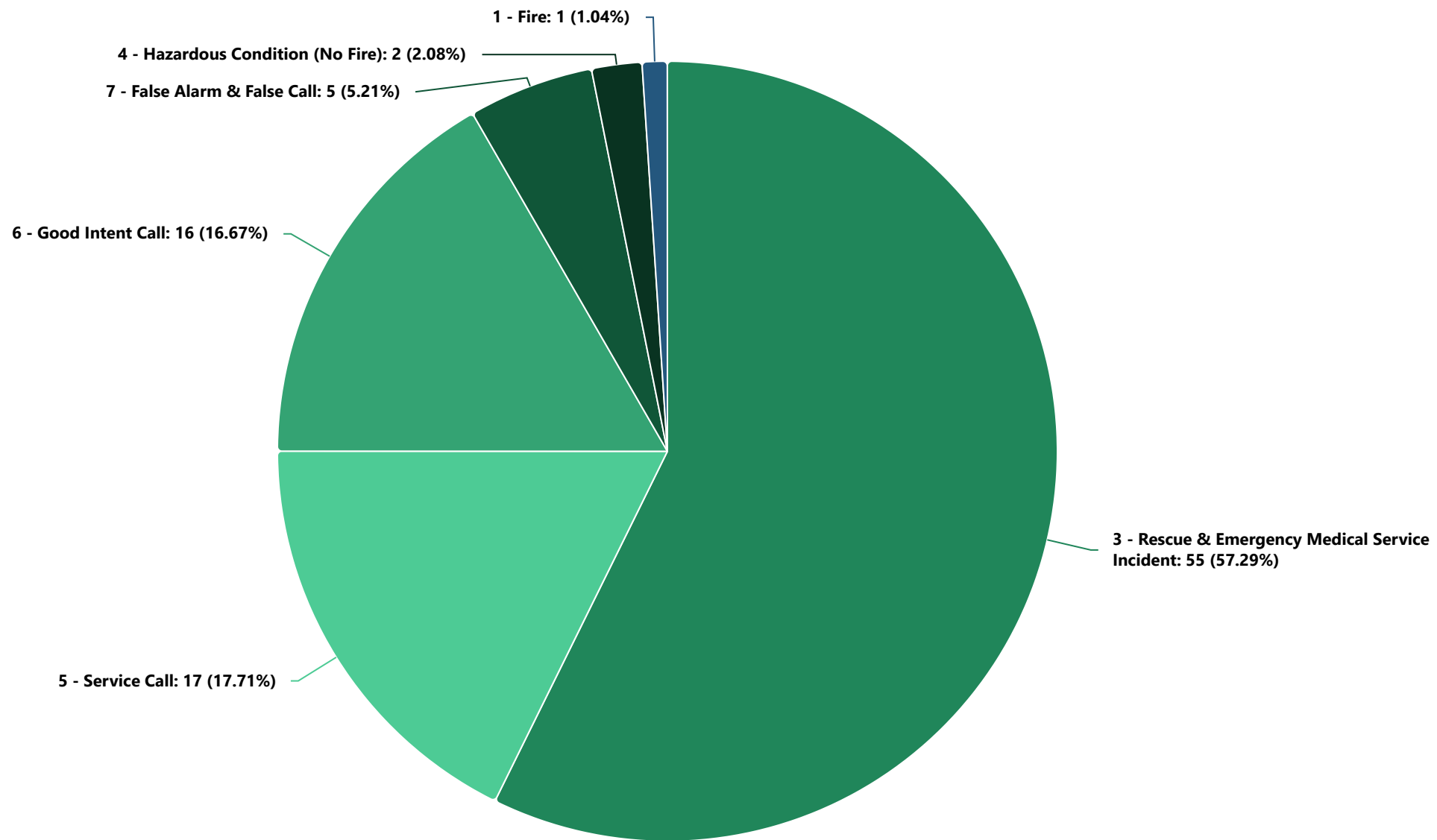
Sep 01, 2025 to Sep 30, 2025



Timeline: Last Month

Incident Type Categories

Sep 01, 2025 to Sep 30, 2025



Timeline: Last Month

Incidents by Category and Month

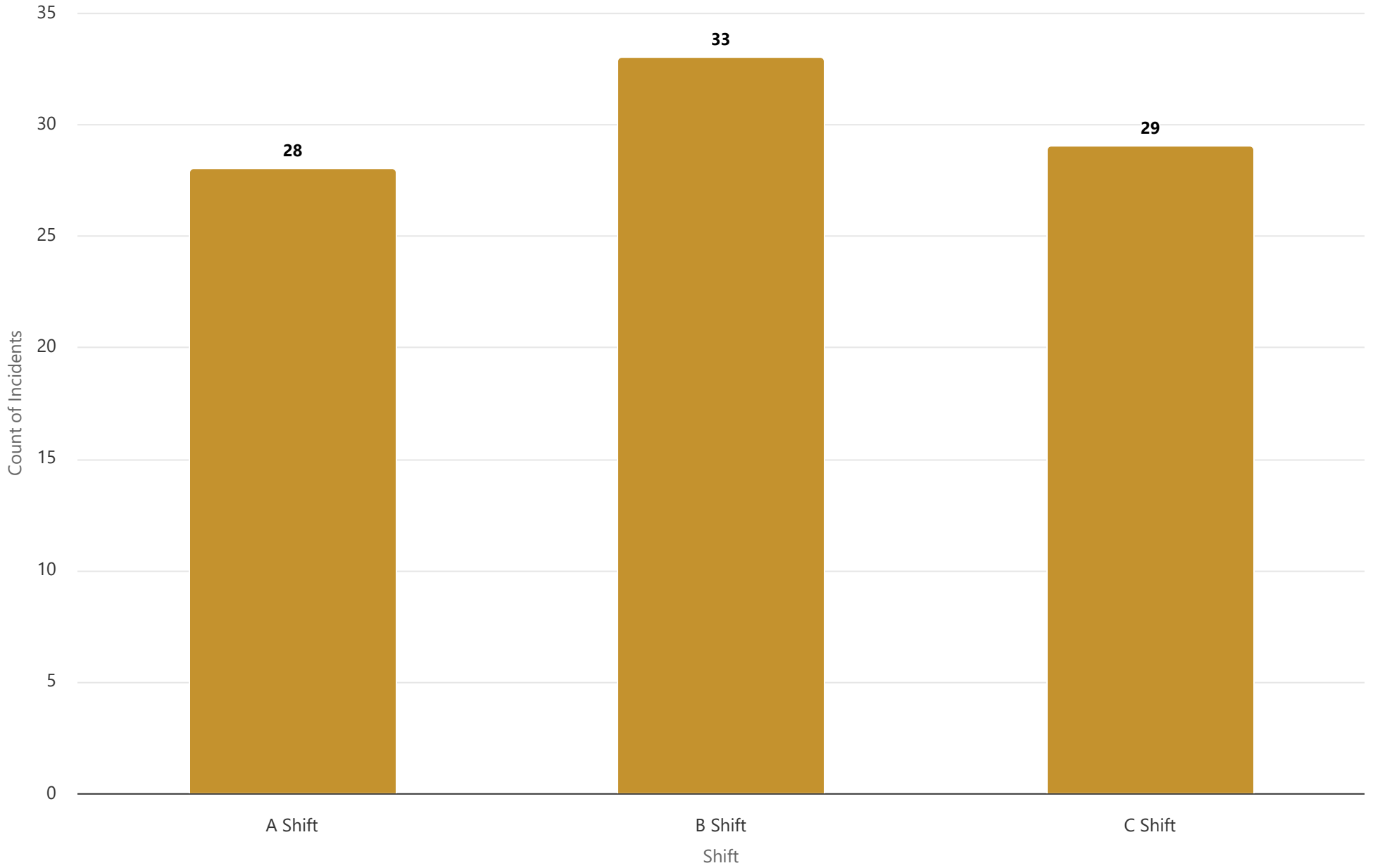
Jan 01, 2024 12:00 AM to Sep 30, 2025 11:59 PM

Incident Type Category	2025									2025		2024		YTD % Change
	Jan	Feb	Mar	Apr	May	Jun	Jul	Aug	Sep	Grand Total - Current	% of Total Incidents - Current	Grand Total - Previous	% of Total Incidents - Previous	
1 - Fire	1	1	1	3	1	2	0	1	1	11	1.00%	10	1.00%	10.00%
2 - Overpressure Rupture, Explosion, Overheat (No Fire)	0	0	0	0	0	1	0	1	0	2	0.00%	2	0.00%	0.00%
3 - Rescue & Emergency Medical Service Incident	61	50	59	63	51	68	49	54	55	510	62.00%	457	62.00%	11.60%
4 - Hazardous Condition (No Fire)	0	5	1	4	4	1	2	2	2	21	3.00%	24	3.00%	-12.50%
5 - Service Call	12	10	4	7	17	16	17	9	17	109	13.00%	72	10.00%	51.39%
6 - Good Intent Call	13	10	18	10	10	18	11	21	16	127	15.00%	112	15.00%	13.39%
7 - False Alarm & False Call	2	8	6	4	2	3	1	11	5	42	5.00%	37	5.00%	13.51%
8 - Severe Weather & Natural Disaster	0	1	0	0	0	0	0	0	0	1	0.00%	18	2.00%	-94.44%
Grand Total	89	85	89	91	85	109	80	99	96	823	100.00%	732	100.00%	12.43%

Timeline: Last Month

Incidents by Shift

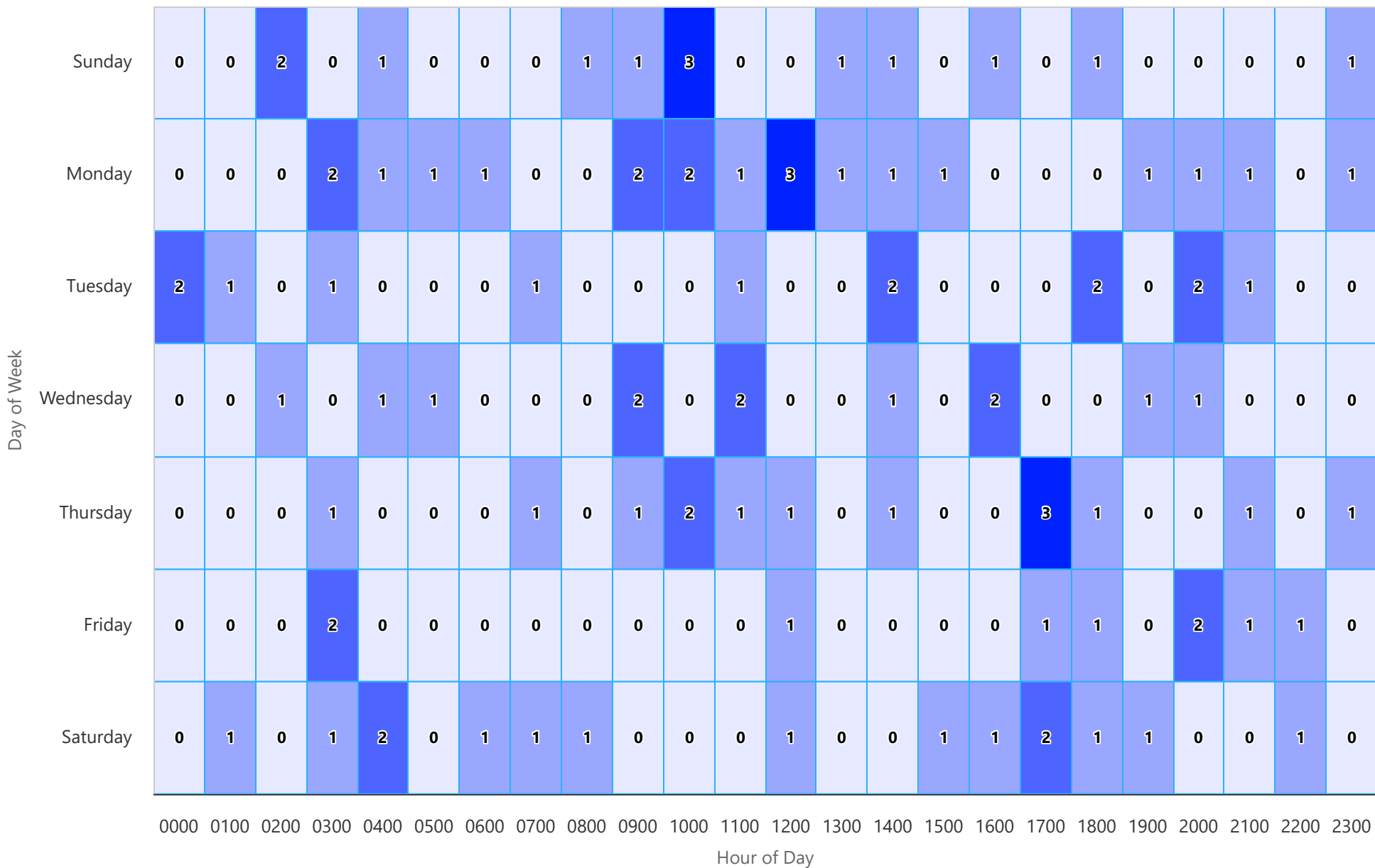
Sep 01, 2025 to Sep 30, 2025



Timeline: Last Month

Incidents by Day and Hour

Sep 01, 2025 to Sep 30, 2025



Timeline: Last Month

Response Times by Unit

Sep 01, 2025 to Sep 30, 2025

Unit	Count	Turnout	Travel	Total Response	Scene	Total Time to Clear	Total Time on Task
C5700	6	(blank)	(blank)	(blank)	(blank)	00:06:17	00:06:19
E5792	1	(blank)	(blank)	(blank)	(blank)	(blank)	(blank)
ME5792	95	00:01:49	00:05:14	00:07:05	00:17:06	00:21:43	00:21:47
WT57	1	00:04:56	(blank)	(blank)	(blank)	00:10:29	00:10:29

Timeline: Last Month

Average Response Times by Unit and Shift

Sep 01, 2025 to Sep 30, 2025

Unit	Shift	Count	Turnout	Travel	Total Response	Scene	Total Time to Clear	Total Time on Task
C5700	(blank)	2	(blank)	(blank)	(blank)	(blank)	00:06:18	00:06:24
	B Shift	2	(blank)	(blank)	(blank)	(blank)	00:05:29	00:05:29
	C Shift	2	(blank)	(blank)	(blank)	(blank)	00:07:04	00:07:04
E5792	C Shift	1	(blank)	(blank)	(blank)	(blank)	(blank)	(blank)
ME5792	(blank)	6	00:01:57	00:05:34	00:07:48	00:19:17	00:20:38	00:20:38
	A Shift	27	00:02:05	00:04:49	00:06:55	00:15:19	00:21:24	00:21:24
	B Shift	33	00:01:35	00:05:59	00:07:34	00:16:13	00:21:11	00:21:11
	C Shift	29	00:01:48	00:04:44	00:06:36	00:19:19	00:22:50	00:22:59
WT57	A Shift	1	00:04:56	(blank)	(blank)	(blank)	00:10:29	00:10:29

Timeline: Last Month